

HANFORD SITE

NEAR-FACILITY ENVIRONMENTAL MONITORING DATA REPORT

for Calendar Year 2007

DISCLAIMER

This report was prepared as an account of work sponsored by an agency of the United States Government. Reference herein to any specific commercial product, process, or service by trade name, trademark, manufacturer, or otherwise does not necessarily constitute or imply its endorsement, recommendation, or favoring by the United States Government or any agency thereof, or Battelle Memorial Institute. This report is a summary of major or significant activities occurring at the Hanford Site only, and is not a full disclosure of all details associated with Hanford-related activities, nor a substitute for legally required information subject to reporting requirements regarding releases, violations, etc.

PACIFIC NORTHWEST NATIONAL LABORATORY

operated by

BATTELLE

for the

UNITED STATES DEPARTMENT OF ENERGY

under Contract DE-AC05-76RL01830

Printed in the United States of America

May be available to DOE and DOE contractors from the
Office of Scientific and Technical Information,

P.O. Box 62, Oak Ridge, TN 37831-0062;

ph: (865) 576-8401

fax: (865) 576-5728

email: reports@adonis.osti.gov

Available to the public from the National Technical Information Service,
U.S. Department of Commerce, 5285 Port Royal Rd., Springfield, VA 22161

ph: (800) 553-6847

fax: (703) 605-6900

email: orders@ntis.fedworld.gov

online ordering: <http://www.ntis.gov/ordering.htm>

The cover photo shows a late summer weather system passing over a shrub-steppe ecosystem that surrounds the Hanford Site. The photo was taken by AE Rakowski, Pacific Northwest National Laboratory, Richland, Washington. The cover design is by SB Colson, Pacific Northwest National Laboratory, Richland, Washington.



This document was printed on recycled paper.

Document Review and Approval

Document Title: Hanford Site Near-Facility Environmental Monitoring Data Report for Calendar Year 2007.

Document Number: PNNL-17603, Appendix 2

Responsible Contacts:

Author: C.J. Perkins 375-9558
Manager: J.J. Dorian 375-9541

<u>Reviewers</u>	<u>Organization</u>
Cathel, R.L.	Washington Closure Hanford
Dorian, J.J.	EnergySolutions
Dorsey, M.C.	EnergySolutions
Earley, J.N.	Fluor Hanford
Faulk, D.E.	Washington Closure Hanford
Golden, J.W.	Washington Closure Hanford
McKinney, S.M.	EnergySolutions
Peloquin, M.G.	Washington Closure Hanford
Proctor, M.L.	Washington Closure Hanford
Rokkan, D.J.	Fluor Hanford
Saueressig, D.G.	Washington Closure Hanford
Wilde, J.W.	EnergySolutions
Woolard, J.G.	Washington Closure Hanford

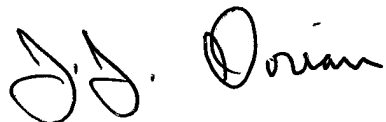
Approval Signatures

Date

(Author: C.J. Perkins)

 7/31/08

(Responsible Manager: J.J. Dorian)

 7/31/08

Hanford Site Near-Facility Environmental Monitoring Report for Calendar Year 2007

CJ Perkins SM McKinney
MC Dorsey JW Wilde

September 2008

Prepared by
EnergySolutions
for the U.S. Department of Energy
under Contract DE-AC05-76RL01830

Pacific Northwest National Laboratory
Richland, Washington 99352

LIST OF TERMS

CERCLA	<i>Comprehensive Environmental Response, Compensation, and Liability Act of 1980</i>
CFR	<i>Code of Federal Regulations</i>
CSB	Canister Storage Building
CVDF	Cold Vacuum Drying Facility
DCG	derived concentration guides
DCRT	double-contained receiver tank
DOE	U.S. Department of Energy
EDE	effective dose equivalent
EDP (code)	environmental data point (identification number indicating sample location)
ERDF	Environmental Restoration Disposal Facility
GEA	gamma energy analysis
IDF	Integrated Disposal Facility
LERF	Liquid Effluent Retention Facility
LLBG	low-level burial ground
PFP	Plutonium Finishing Plant
PHMC	Project Hanford Management Contract
PNNL	Pacific Northwest National Laboratory
PUREX	Plutonium-Uranium Extraction
QA	quality assurance
RCC	River Corridor Closure
RCRA	<i>Resource Conservation and Recovery Act of 1976</i>
RMA	radioactive material area
RPP	River Protection Project
TEDF	Treated Effluent Disposal Facility
TLD	thermoluminescent dosimeter
WAC	<i>Washington Administrative Code</i>
WDOH	Washington State Department of Health
WSCF	Waste Sampling and Characterization Facility

CONTENTS

1.0	NEAR-FACILITY ENVIRONMENTAL MONITORING AT HANFORD	1-1
2.0	AMBIENT AIR MONITORING.....	2-1
3.0	SOIL MONITORING.....	3-1
4.0	VEGETATION MONITORING	4-1
5.0	EXTERNAL RADIATION	5-1
6.0	RADIOLOGICAL SURVEYS	6-1
7.0	INVESTIGATIVE SAMPLING.....	7-1
8.0	QUALITY ASSURANCE.....	8-1
9.0	GLOSSARY	9-1
10.0	STANDARDS.....	10-1
11.0	DATA SUMMARY METHODS	11-1
12.0	REFERENCES	12-1

1.0 NEAR-FACILITY ENVIRONMENTAL MONITORING AT HANFORD

Near-facility environmental monitoring is defined as monitoring near facilities that have the potential to discharge or have discharged, stored, or disposed of radioactive or hazardous materials. Monitoring locations are associated with nuclear facilities such as the Plutonium Finishing Plant (PFP), Canister Storage Building (CSB), and the K Basins; inactive nuclear facilities such as N Reactor and the Plutonium-Uranium Extraction (PUREX) Facility; and waste storage or disposal facilities such as burial grounds, cribs, ditches, ponds, tank farms, and trenches.

Much of the monitoring consists of collecting and analyzing environmental samples and methodically surveying areas near facilities. The program is also designed to evaluate acquired analytical data, determine the effectiveness of facility effluent monitoring and controls, assess the adequacy of containment at waste disposal units, and detect and monitor unusual conditions. The program implements applicable portions of U.S. Department of Energy (DOE) Orders 435.1 (DOE 2001), 450.1 (DOE 2007a), and 5400.5 (DOE 1993); DOE Manual 231.1-1A, *Environment, Safety, and Health Reporting Manual* (DOE 2007b); *Washington Administrative Code* (WAC) 246-247; Title 40, *Code of Federal Regulations* (CFR) Part 61 (40 CFR 61), Subpart H; and 10 CFR 835.

Several types of environmental media are sampled near facilities to monitor waste management and environmental restoration activities, and to evaluate the effectiveness of effluent treatment and control practices. Routine sampling and monitoring includes ambient air, soil, vegetation, and external radiation. The parameters typically monitored are radionuclide concentrations and radiation fields. Sampling methods are discussed in detail in the EnergySolutions Federal Services, Inc., Western Operations (FSWO) Manual FSWO-OEM-001, *Operational Environmental Monitoring* (FSWO 2008).

Samples are collected from known or expected effluent pathways. These pathways are generally downwind of potential or actual airborne releases and down gradient of past liquid discharges. Table 1-1 shows the type and location of routine near-facility monitoring samples collected in 2007.

Table 1-1. Near-Facility Routine Environmental Monitoring Samples and Locations, 2007.

Sample Type	Number of sample Locations	Operational Area							
		100 B/C	100 D	100 F	100 K	100 N	200/600	300/400	ERDF ^(a)
Air	85	5	4	5	10	3	48 ^(b)	7	3
Soil	70	0	0	0	0	0	55	14	1
Vegetation	59	0	0	0	0	3	42	14	0
External Radiation	124	4	0	0	18	6	68	25	3

(a) Environmental Restoration Disposal Facility in the 200 West area.

(b) Includes two stations in the 200-North Area and one station at the Wye Barricade.

This Appendix contains brief discussions, specific sampling location information, and complete analytical data results for the various near-facility environmental monitoring efforts for 2007. Detailed discussions and summarized analytical results are provided in PNNL-17603, *Hanford Site Environmental Report for Calendar Year 2007* (PNNL 2008a).

1.1 AIR MONITORING

Near-facility air sampling monitors the effectiveness of waste management and environmental remediation controls, and effluent treatment systems in reducing effluents and emissions. These air samplers also monitor diffuse source emissions.

Ambient air monitoring is conducted to determine baseline concentrations of radionuclides in the operations areas, assess the impact of operations on the local environment, and monitor diffuse and fugitive emissions from sources located within the operations area. These measurements also provide an indication of the Project Hanford Management Contract (PHMC), River Protection Project (RPP), and River Corridor Closure (RCC) Project managed facilities' performance and are used to demonstrate compliance with environmental protection criteria.

In 2007, air radioactivity was sampled by a network of continuously operating samplers at 85 locations. Location-specific maps and monitoring results are provided in Section 2.0, "Ambient Air Monitoring."

1.2 SOIL SAMPLING

Soil samples were collected on or adjacent to waste disposal units, and from locations downwind and near or within the boundaries of the operating facilities. Soil samples were collected to detect potential migration and deposition of facility effluents. Migration of radionuclides can occur as the result of resuspension from radioactively contaminated surface areas or intrusion by animals.

Radiological analyses of soil samples included strontium-90, plutonium-239/240, isotopic uranium, and gamma-emitting radionuclides. Location-specific maps and the analytical results are presented in Section 3.0, "Soil Monitoring."

1.3 VEGETATION SAMPLING

Vegetation samples were collected on or adjacent to waste disposal units, and from locations downwind and near or within the boundaries of the operating facilities. Vegetation samples were collected to detect potential migration of facility effluents. Migration of radionuclides into vegetation can occur primarily as the result of absorption by the roots growing on or near underground and surface water disposal units.

Radiological analyses of vegetation samples included strontium-90, plutonium-239/240, isotopic uranium, and gamma-emitting radionuclides. Location-specific maps and the analytical results are presented in Section 4.0, “Vegetation Monitoring.”

1.4 EXTERNAL RADIATION

External radiation levels were monitored near facilities and waste handling, storage, and disposal sites to measure, assess, and control the impacts of operations. Thermoluminescent dosimeters (TLD) are used at numerous fixed locations to gather dose rate information over extended periods of time. TLD results can be used individually or averaged to determine dose rates in a given area for a particular sampling period.

Environmental dosimeters measure dose rates from all types of external radiation sources, including cosmic radiation, naturally occurring radioactivity in air and soil, and fallout from nuclear weapons testing, as well as any contribution from Hanford Site activities. During any year, changes in soil moisture and snow cover can cause external radiation levels to vary from 15% to 25% at any given location. The results are reported in units of millirems per year (mrem/yr). Individual TLD results and their locations are provided in Section 5.0, “External Radiation.”

1.5 RADIOLOGICAL SURVEYS

Waste disposal sites and the surrounding terrain are surveyed to detect and characterize radioactive surface contamination. Routine radiological surveys are conducted across the surfaces of underground radioactive material areas and along the perimeters of contamination areas. Locations include cribs, trenches, retention basins, ponds, ditches, solid waste disposal sites, unplanned release sites, tank farm perimeters, stabilized waste disposal sites, roads, and firebreaks in and around the Site operational areas. A discussion and survey location maps are provided in Section 6.0, “Radiological Surveys.”

In 2007, the Hanford Site had approximately 3,583 hectares (8,853 acres) of posted outdoor surface contamination, and 93 hectares (51,464 acres) of posted underground radioactive material, not including the production facilities (e.g., PUREX, T Plant, etc.). The total area of surface contamination was approximately six times larger than the area of underground radioactive material.

1.6 INVESTIGATIVE SAMPLING

Investigative sampling is conducted in the operations areas to confirm the absence or presence of radioactive and/or hazardous contaminants. Investigative sampling may be performed near facilities, such as storage and disposal sites, for at least one of the following reasons:

- To follow up radiological surface surveys that had indicated radioactive contamination was present.

- To conduct preoperational surveys to characterize the radiological/hazardous conditions at a site prior to facility construction, operation, or ultimate remediation.
- To determine if biotic intrusion (e.g., animal burrows or deep-rooted vegetation) has created a potential for contaminants to spread.
- To determine the integrity of waste containment systems.

Generally, the predominant radionuclides detected during these efforts were activation and fission products in the 100 Areas, fission products in the 200 Areas, and uranium in the 300 Area. Hazardous chemicals generally have not been identified above background levels in preoperational environmental monitoring samples. Complete results and general discussion of special characterization samples analyzed in 2007, are provided in Section 7.0, "Investigative Sampling."

2.0 AMBIENT AIR MONITORING

Air samplers are located primarily at or near (within approximately 500 meters [1,600 feet]) sites and/or facilities having the potential for, or history of, environmental releases, with emphasis on potential source terms as well as prevailing wind direction. Meteorological conditions are monitored continuously by the Pacific Northwest National Laboratory (PNNL) meteorology stations, which are strategically positioned in and around the Hanford Site.

A network of continuously operating samplers at 85 near-facility monitoring locations sampled radioactivity in air during 2007. Some air sampling stations provided monitoring for more than one project (Table 2-1). Data from several PNNL ambient air monitoring stations were utilized in 2007 to provide additional air monitoring information for several River Corridor Closure (RCC) remediation projects. The RCC projects and the associated PNNL stations are listed in Table 2-2. The 2007 PNNL air monitoring results can be found in PNNL-17603, Appendix 1 (PNNL 2008b).

Near-facility air monitoring location maps are provided in Figures 2-1 through 2-10. Historical air sampling results for selected radionuclides for the 100-K, 100-N, 200 and 300 Areas are represented in graph form in Figures 2-11 through 2-21.

A summary of near-facility ambient air sampling results for selected radionuclides collected during 2007 is presented in Table 2-3. The 2007 composited, sampler-specific monitoring results are provided in Table 2-4. Additional discussion of the 2007 air sampling results can be found in Section 10.2 of PNNL-17603 (PNNL 2008a).

The ambient air monitoring network is utilized to supply information during and after some environmental occurrences. In 2007, analytical data from selected near-facility air sampling stations was used to help determine impacts from the events listed below (details of the occurrences are available in PNNL-17603, Section 8.0).

- As tank waste was being retrieved from the 241-S-102 Tank in the 200 West Area on July 27, 2007, approximately 322 liters (85 gallons) of radioactive tank waste spilled onto the ground in the vicinity of the 241-S-102 retrieval pump discharge. The spill was cleaned up, and no measurable increases in radiological concentrations were detected in samples collected by nearby near-facility monitoring ambient air monitors.
- On August 16, 2007, the Wautoma wildland fire, which started in northwestern Benton County, reached the Hanford Site and ultimately burned about 3,359 hectares (8,300 acres). Hanford and Washington State Department of Health personnel collected air samples from locations across the Site as well as from many offsite locations. Analytical results of the samples indicated that there were no releases of radiological contamination from the incident. Analytical results from ten near-facility environmental air sampling stations in the 200 West Area that were collected immediately after the fire was contained are provided in Table 2-5.

The Hanford Site Air Operating Permit (Federal Facility License FF-01) requires regulatory notification (per WAC 173-401-710) for isotopic (composite) air sample results that exceed 10% of the U.S. Environmental Protection Agency's Table 2 (40 CFR 61, Appendix E, Table 2) values. The Washington State Department of Health (WDOH) was notified about plutonium-239/240 in samples collected during the first half and second half of 2007 at station N165 in the 200 West Area. One suspected source of the elevated plutonium is the nearby, retired 216-Z-9 trench. This facility received liquid waste from the Plutonium Finishing Plant until 1995. In November 2002, the building that had provided electrical service to N165 was demolished, and the station was relocated to the present location. An increase in plutonium-239/240 results at this station coincided with the relocation. Historical plutonium-239/240 results observed at N165 are included in Figure 2-19.

Near-facility environmental air samplers operate at a flow rate of 0.057 m³/min (2 ft³/min), drawing a sample through a 47-millimeter (2-inch), open-faced filter about 2 meters (6 feet) above ground. All sample filters are exchanged biweekly. Filters are radiologically surveyed in the field, held one week (to allow for decay of short-lived natural radioactivity), and then sent to the analytical laboratory for initial analysis of total alpha and total beta activity. These initial analyses serve as an indicator of potential environmental problems.

Depending on project/facility requirements, the filters were stored until the end of either a three- or six-month sample period, then segregated and composited by sample location for specific radionuclide analysis as shown in Table 2-1. Segregating and compositing air filters by site provides a larger sample size and, thus, a more sensitive and accurate measurement of the concentration of airborne radionuclides.

All air sampling results are compared to U.S. Department of Energy derived concentration guides (DCG) and/or U.S. Environmental Protection Agency concentration levels and are also statistically evaluated. To help assess the impact of Site operations, monitoring results are compared to the results obtained from the distant communities of Yakima and Sunnyside as reported by the PNNL Site Environmental Surveillance Program, and to data acquired from collocated sampling locations managed by Near-Facility Monitoring, PNNL and the WDOH. Collocated sampling results are used for comparability and precision of data.

Table 2-1. Near-Facility Air Sampling Locations and Analyses, 2007.

Site	Number of Samplers	EDP Code ^(a)	Analyses	
			Bi-weekly	Composite ^(b)
100-B/C Area Field Remediation project ^c	5	N464, N465, N466, N496, N497	Gross α , β	GEA, Sr-90, Pu-iso, U-iso
100-D Area Field Remediation project ^c	4	N467, N468, N514, N515	Gross α , β	GEA, Sr-90, Pu-iso, U-iso
100-F Area Field Remediation project ^c	5	N519, N520, N521, N552, N553	Gross α , β	GEA, Sr-90, Pu-iso, U-iso
100-K Spent Nuclear Fuels	8	N401, N402, N403 ^d , N404, N476, N477, N478, N479	Gross α , β	GEA, Sr-90, Pu-iso, U-iso Pu-241, Am-241
118-K-1 Field Remediation project ^c	3	N403, N534, N535	Gross α , β	GEA, Sr-90, Pu-iso, U-iso
100-N Area D4 project	3	N102, N103, N106	Gross α , β	GEA, Sr-90, Pu-iso, U-iso, Am-241
200 East Area	17	N019, N158, N498, N499, N957, N967, N968, N969, N970, N972, N973, N976, N977, N978, N984 ^d , N985, N999	Gross α , β	GEA, Sr-90, Pu-iso, U-iso
Canister Storage Building (200 East Area)	2	N480, N481	Gross α , β	GEA, Sr-90, Pu-iso, U-iso Pu-241, Am-241
Integrated Disposal Facility (200 East Area)	2	N532, N559 ^d	Gross α , β	GEA, Sr-90, Pu-iso, U-iso
200 West Area	23	N155, N161, N165, N168, N200, N304, N433, N441, N442, N449, N456, N457, N554, N555, N956, N963, N964, N965, N966, N974, N975, N987, N994	Gross α , β	GEA, Sr-90, Pu-iso, U-iso
200-North Decontamination & Demolition project	2	N563, N564	Gross α , β	GEA, Sr-90, Pu-iso, U-iso
200-UW-1 Decontamination & Demolition project (200 West Area)	4	N168, N550, N956, N963	Gross α , β	GEA, Sr-90, Pu-iso, U-iso
300 Area Decontamination & Demolition project ^c	1	N557	Gross α , β	GEA, Sr-90, Pu-iso, U-iso
300-FF-2 Field Remediation project (300 Area) ^c	6	N130, N527, N537, N538, N539, N540	Gross α , β	GEA, Sr-90, Pu-iso, U-iso
Environmental Restoration Disposal Facility ^c	4	N482 ^d , N517, N518, N963	Gross α , β	GEA, Sr-90, Pu-iso, U-iso
600 Area (WYE Barricade)	1	N981 ^e	Gross α , β	GEA, Sr-90, Pu-iso, U-iso

(a) EDP Code = Sampler location code.

(b) GEA = Gamma energy analysis; Pu-iso = isotopic plutonium-238 and plutonium-239/240; U-iso = isotopic uranium-234, uranium-235, and uranium-238.

(c) PNNL air sampling station(s) provide supplemental air monitoring data. See Table 2-2 for a listing of locations.

(d) Collocated sampling location with Washington State Department of Health.

(e) Collocated sampling location with Washington State Department of Health and PNNL.

Table 2-2. PNNL Supplemental Air Sampling Locations, 2007.

Site	Sampling Location
100-B/C Field Remediation project	100 B, 100 B SE, Yakima Barricade
100-D Area Field Remediation project	Yakima Barricade
100-F Field Remediation project	WYE Barricade, Yakima Barricade
118-K-1 Field Remediation project	E 100 K
300 Area Decontamination & Demolition project	300 NE, 300 South Gate, 300 Trench, 300 Water Intake, 300 South West
300-FF-2 Field Remediation project	300 NE, 300 Trench, 300 Water Intake
Environmental Restoration Disposal Facility	200 W SE

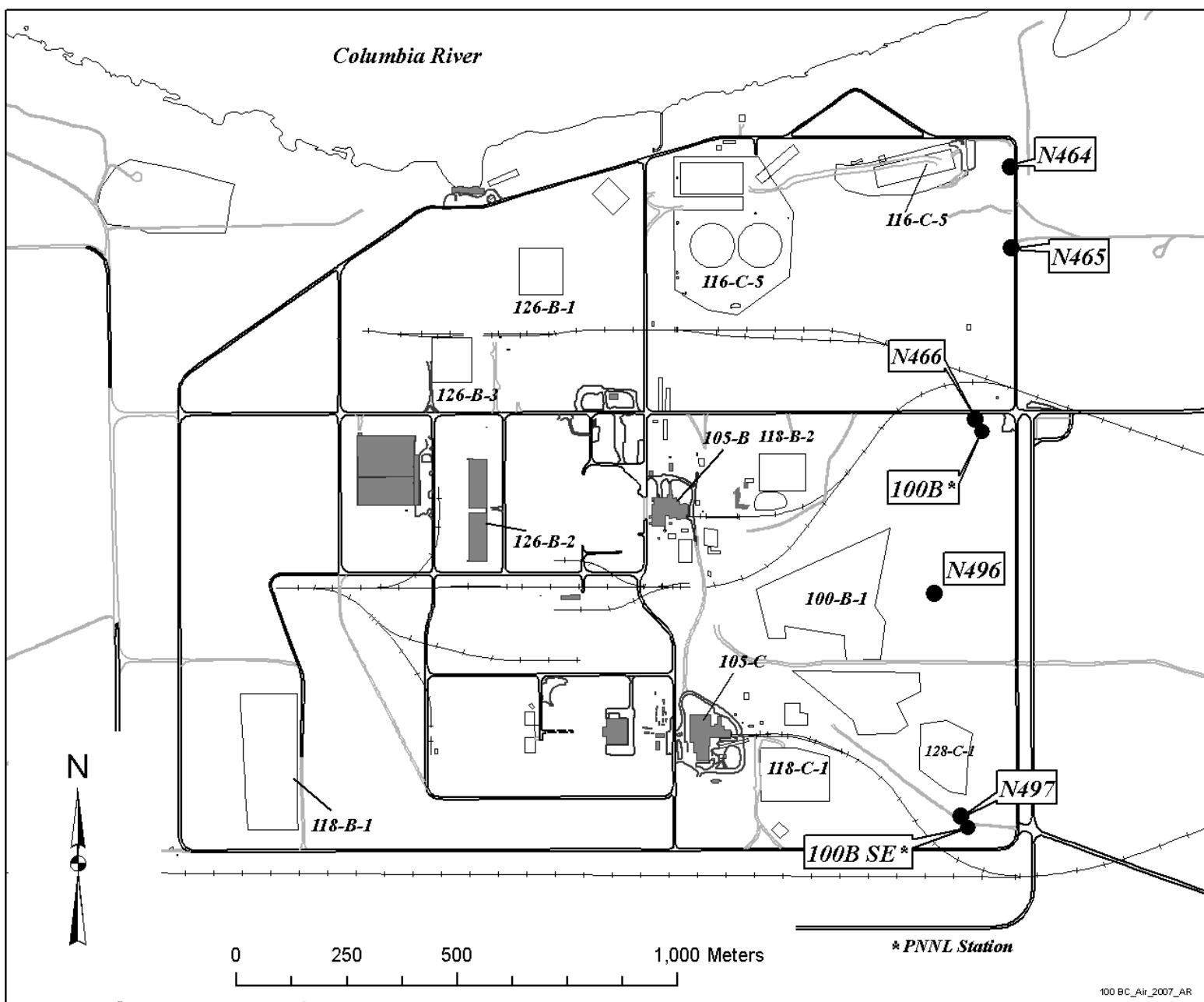


Figure 2-1. 100-B/C Area Air Sampler Locations.

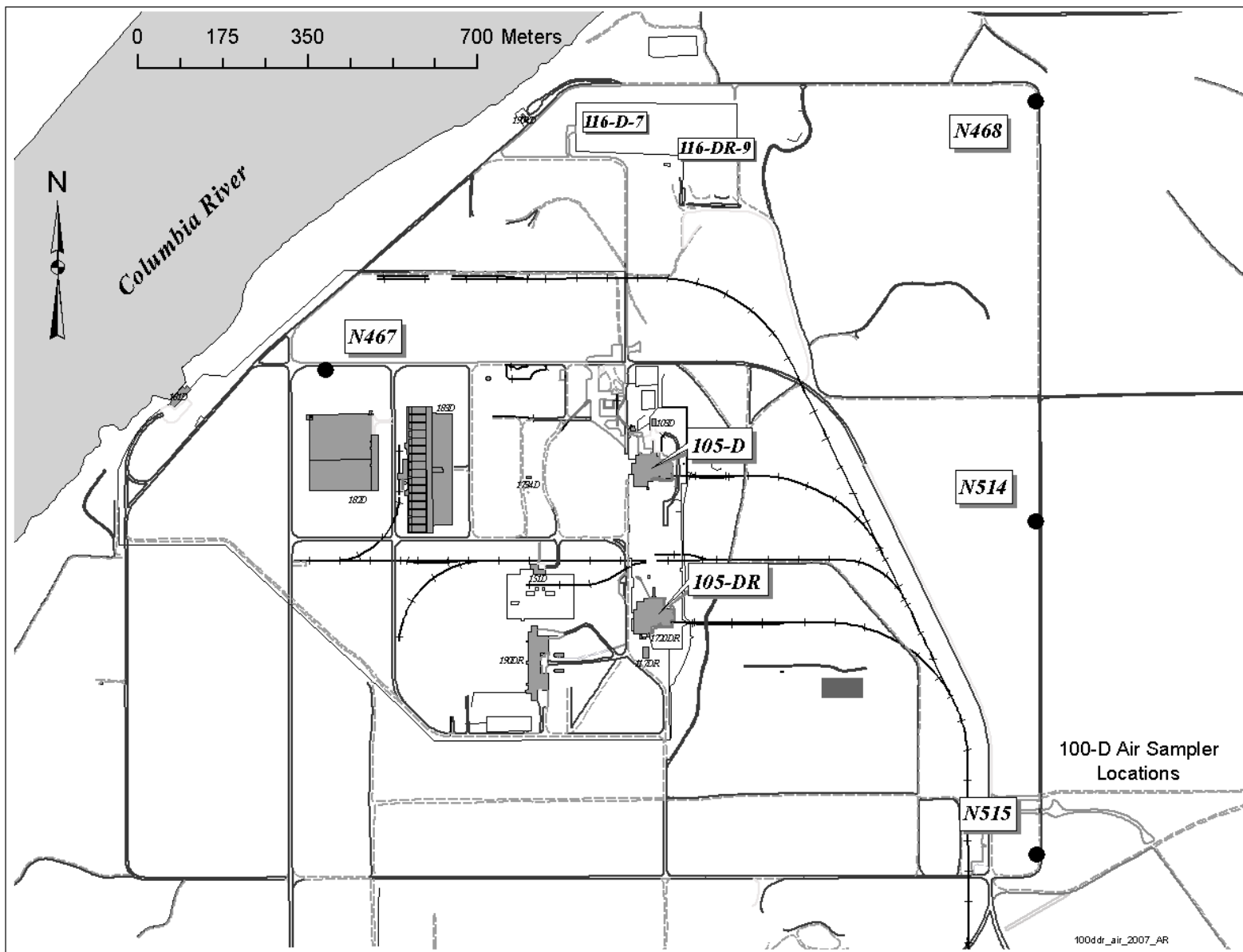
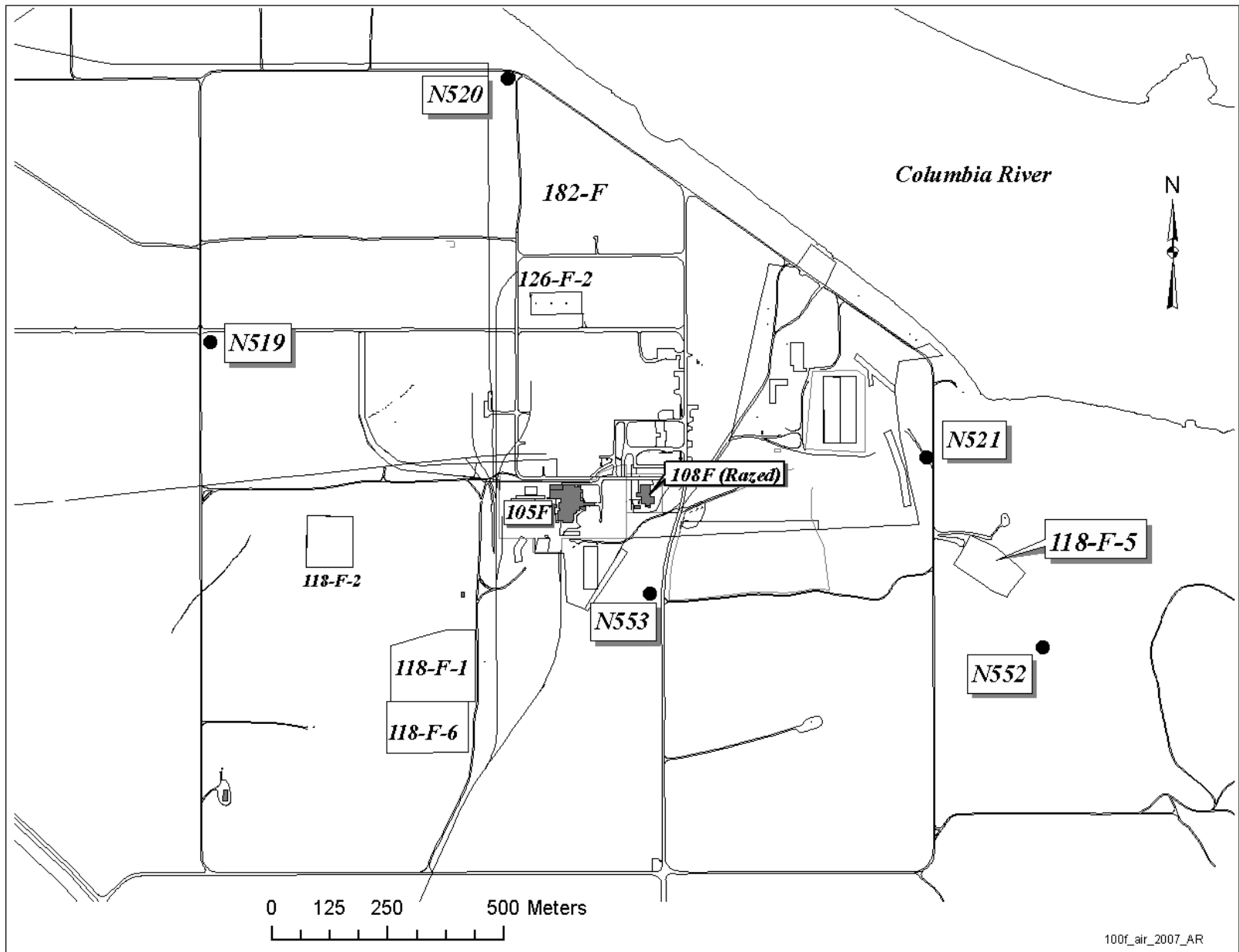


Figure 2-2. 100-D Area Air Sampler Locations.

Figure 2-3. 100-F Area Air Sampler Locations.



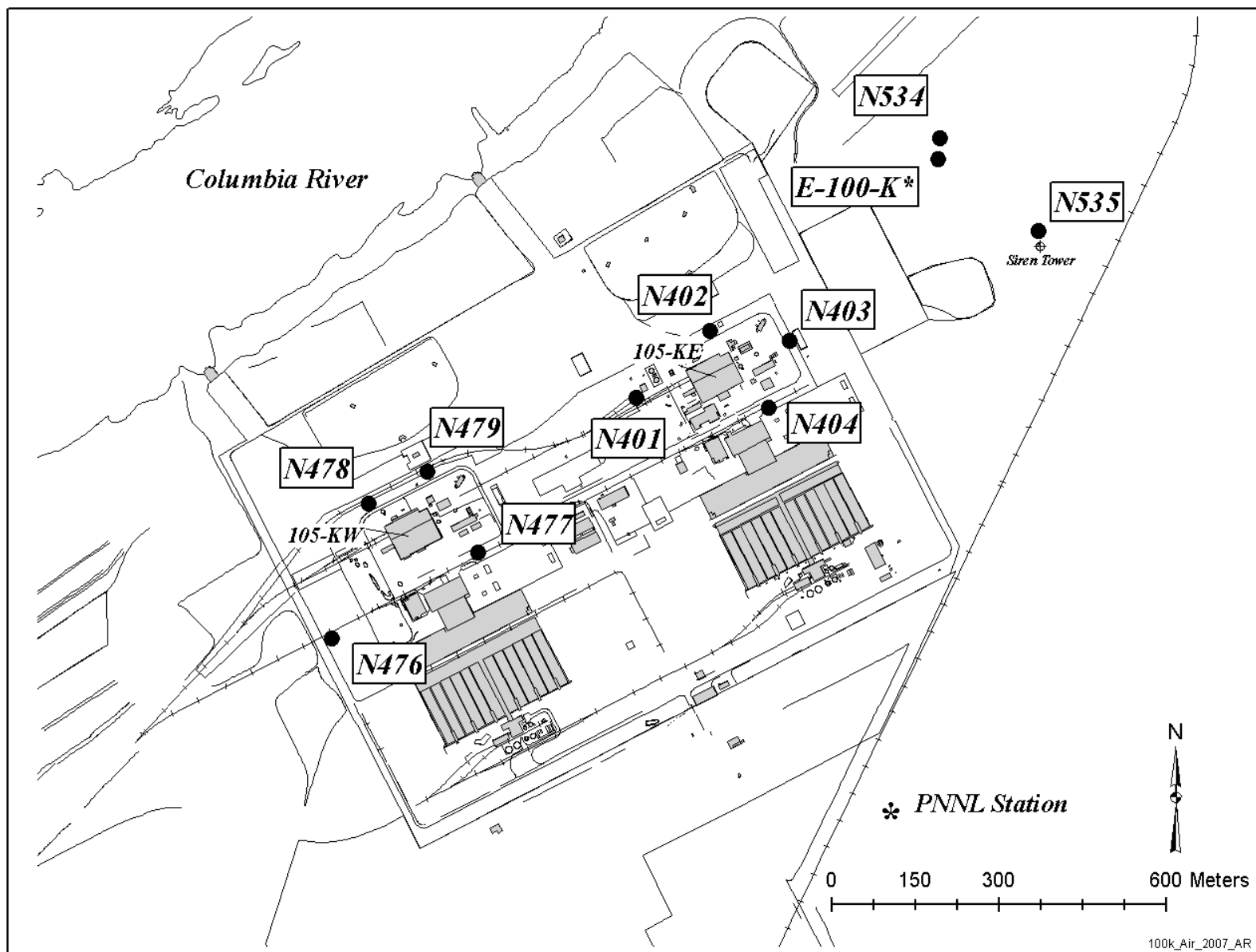
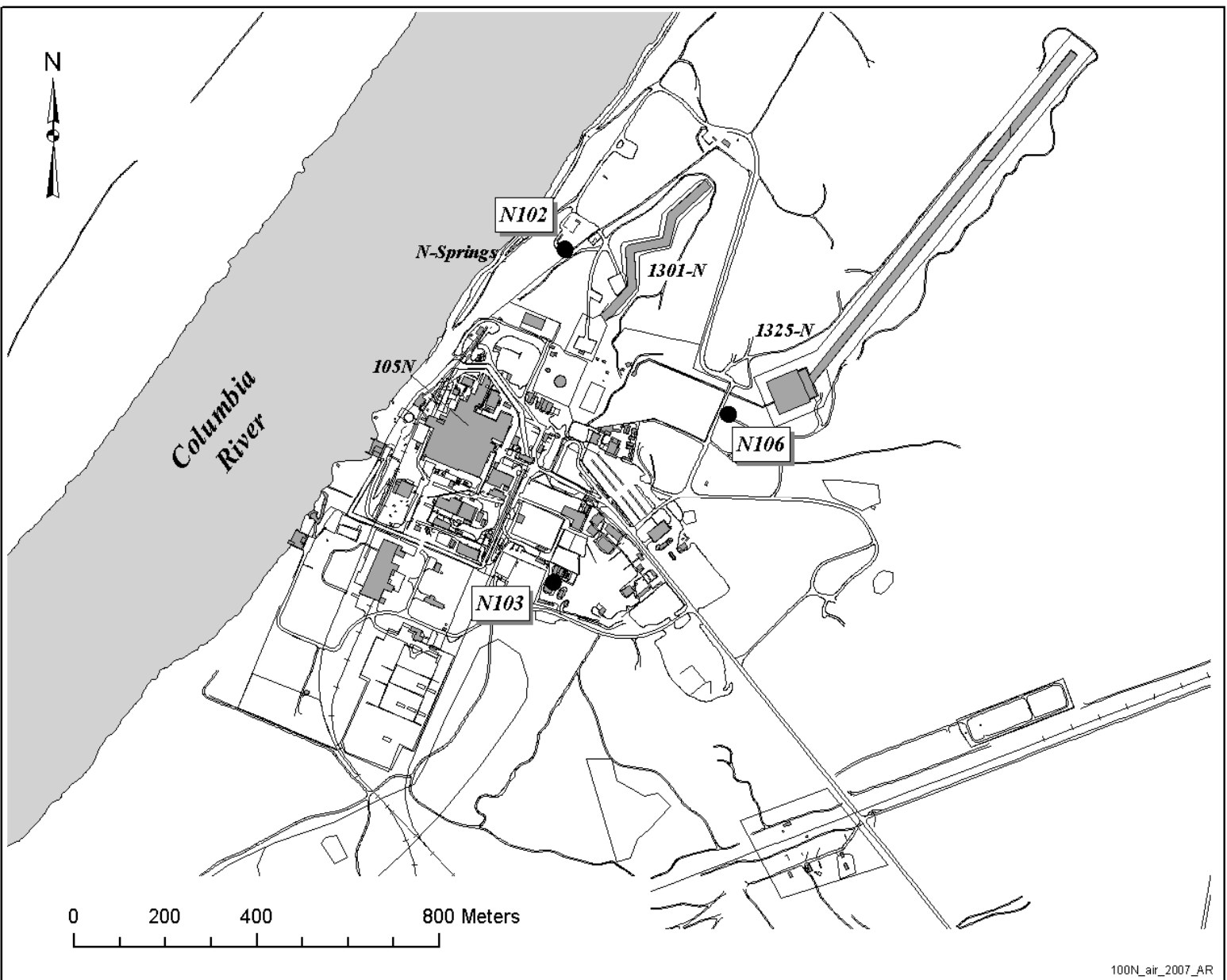


Figure 2-4. 100-K Area Air Sampler Locations.

Figure 2-5. 100-N Area Air Sampler Locations.



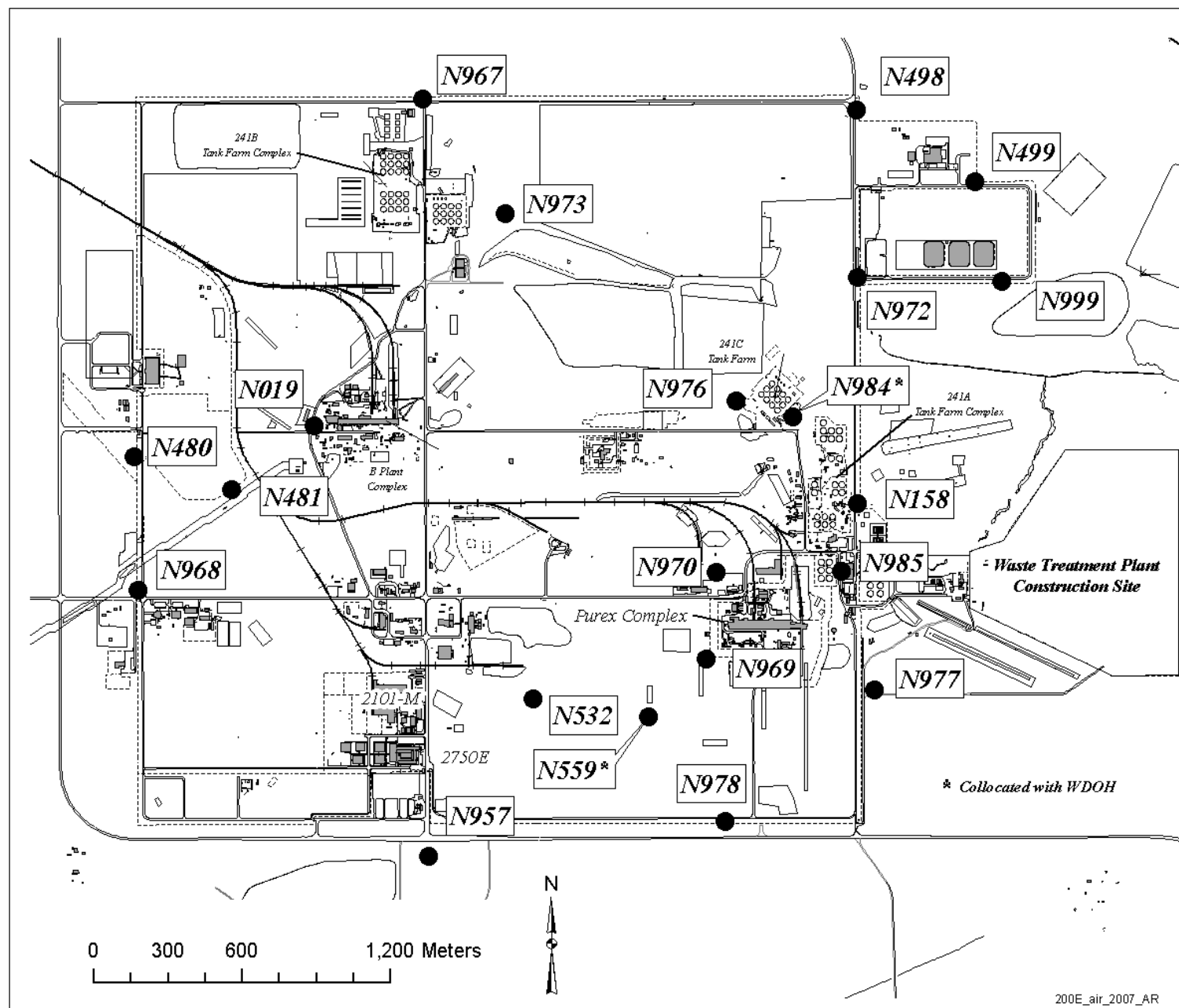


Figure 2-6. 200 East Area Air Sampler Locations.



Figure 2-8. 200-North Air Sampler Locations.

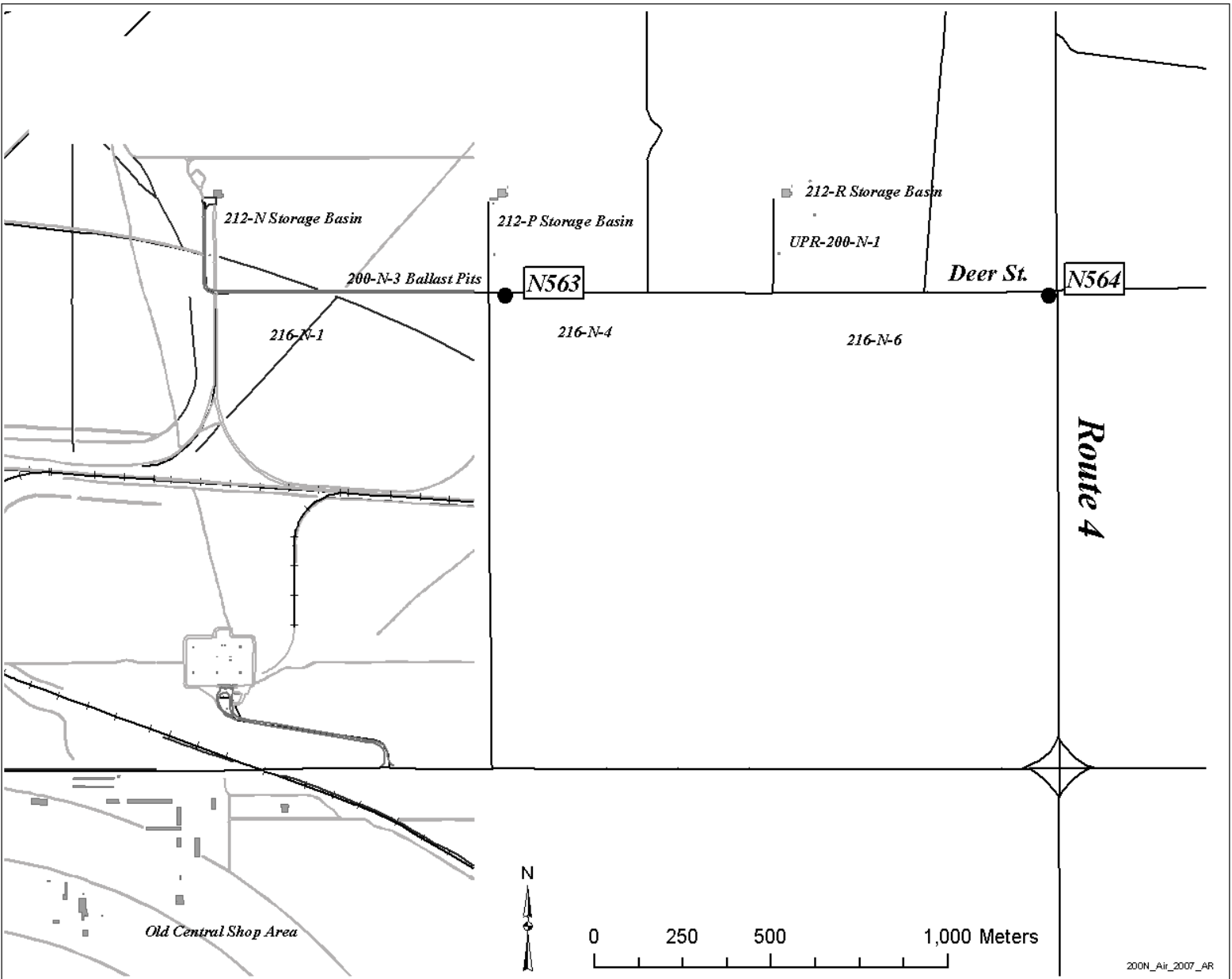


Figure 2-9. 300 Area Air Sampler Locations.



Figure 2-10. 600 Area Air Sampler Location.

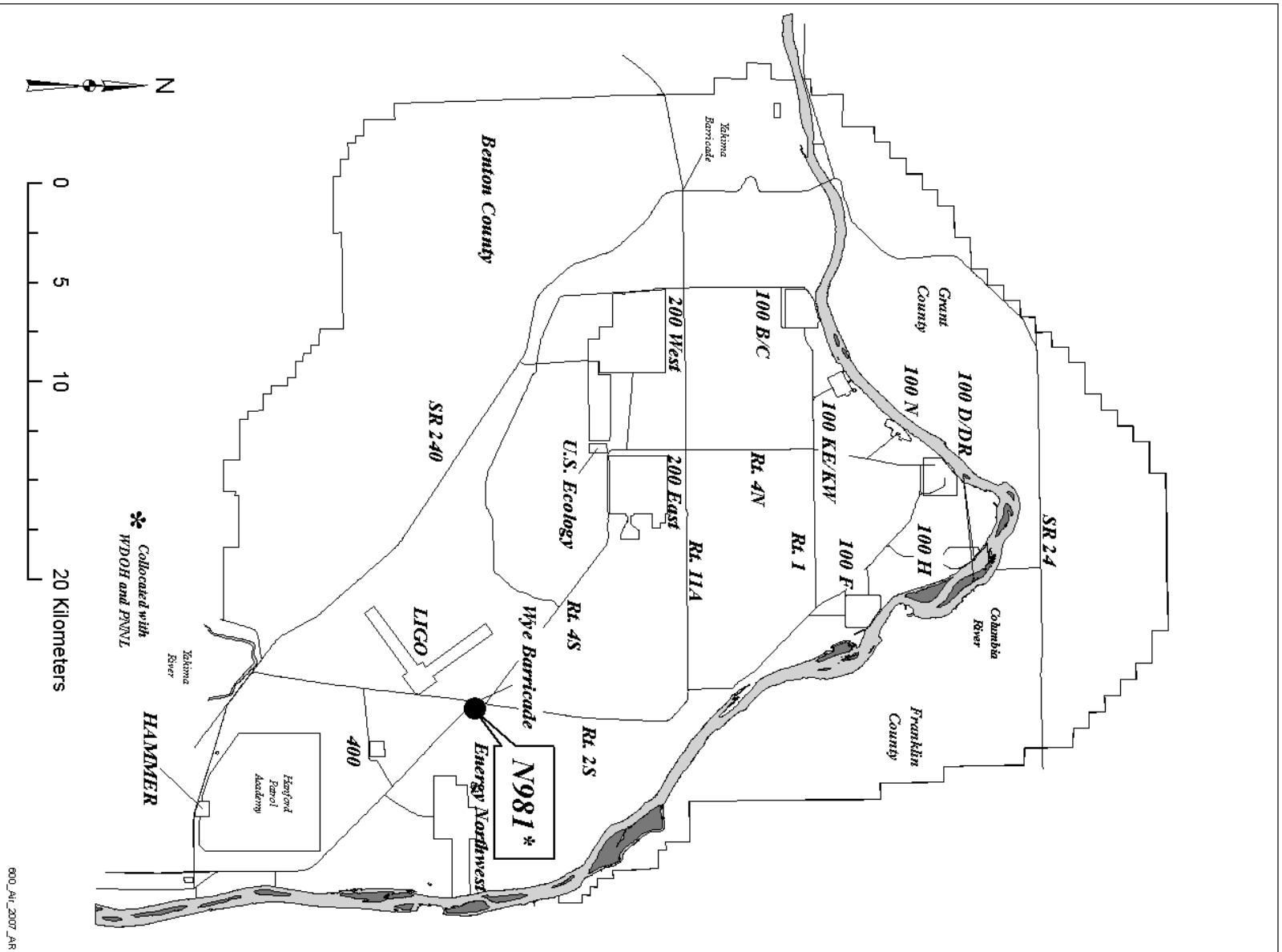


Figure 2-11. Annual Average Strontium-90 Concentrations in Air, 100-K Area.

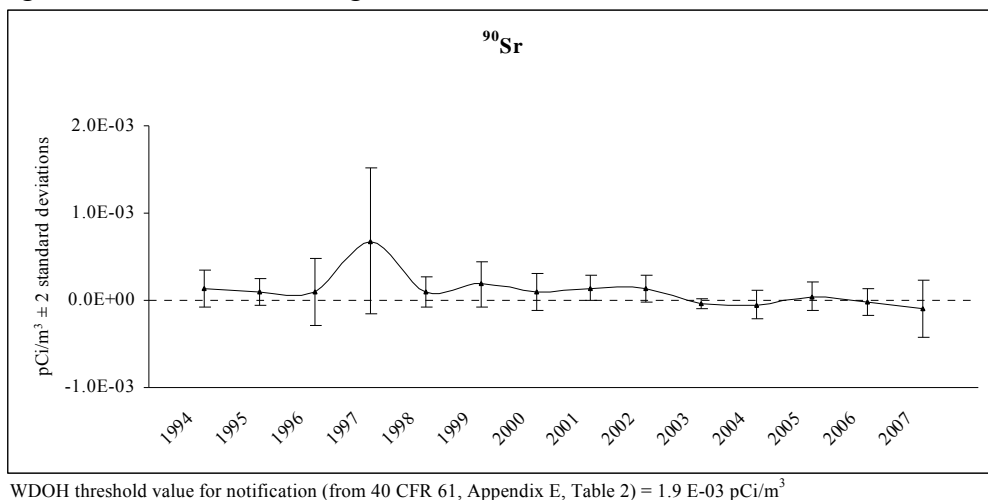


Figure 2-12. Annual Average Plutonium-239/240 Concentrations in Air, 100-K Area.

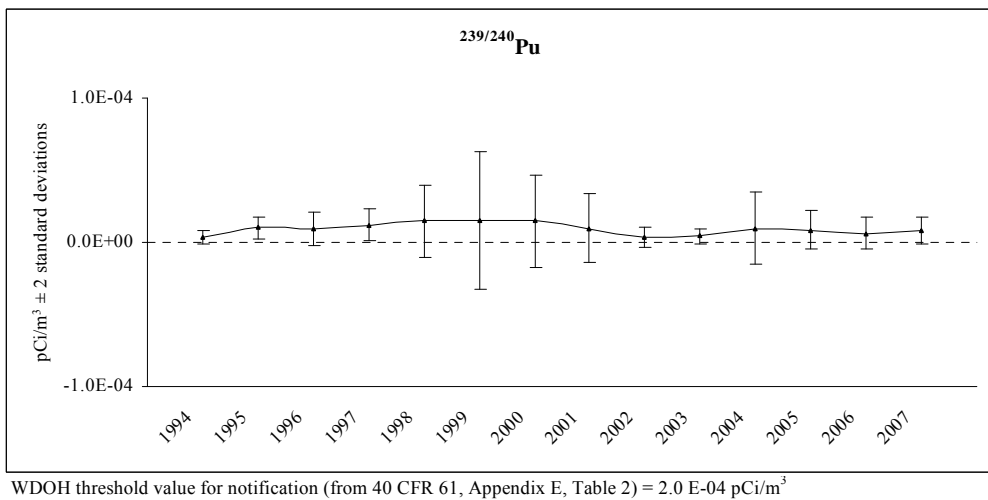


Figure 2-13. Annual Average Americium-241 Concentrations in Air, 100-K Area.

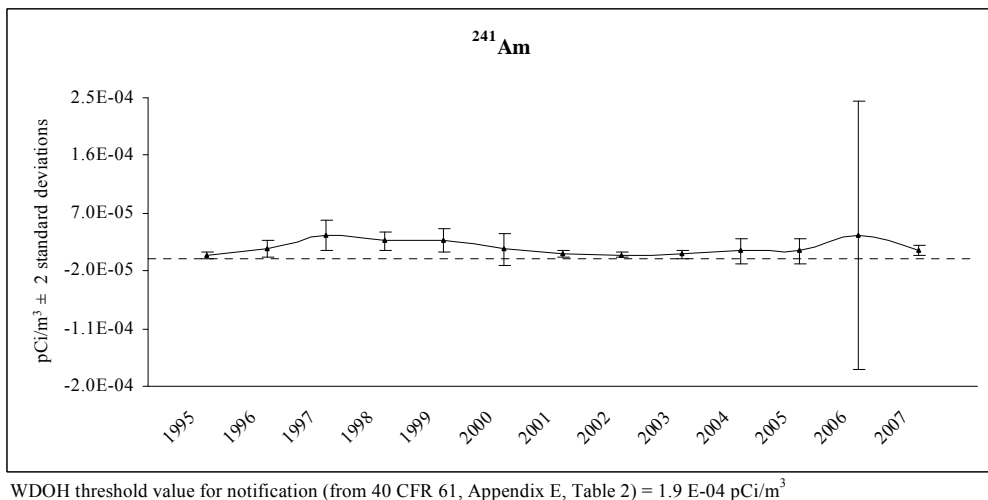
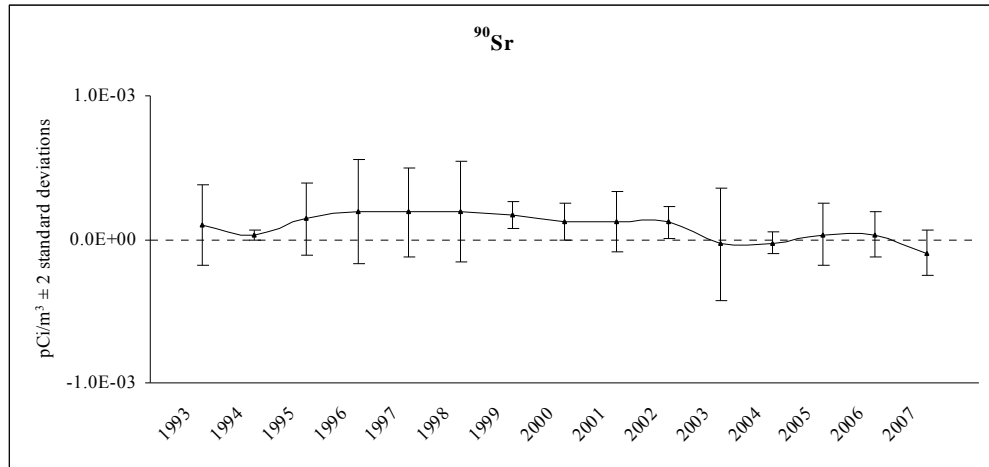
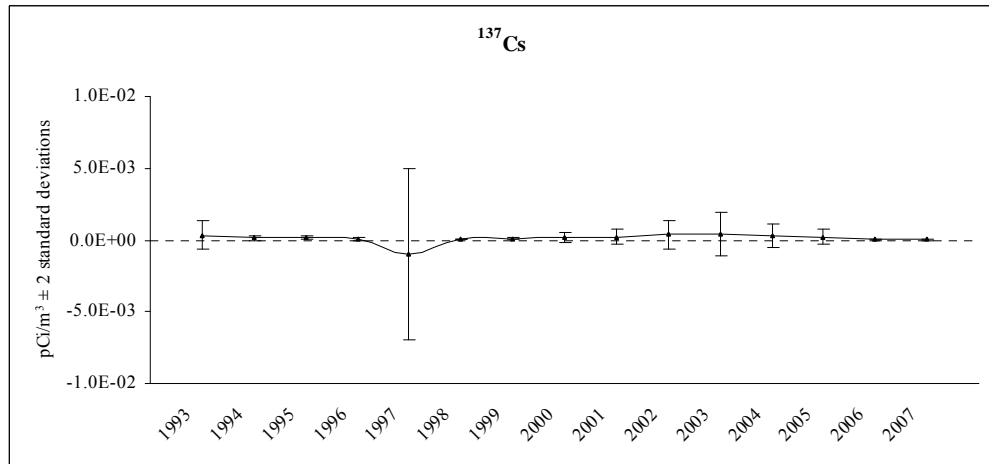


Figure 2-14. Annual Average Strontium-90 Concentrations in Air, 100-N.



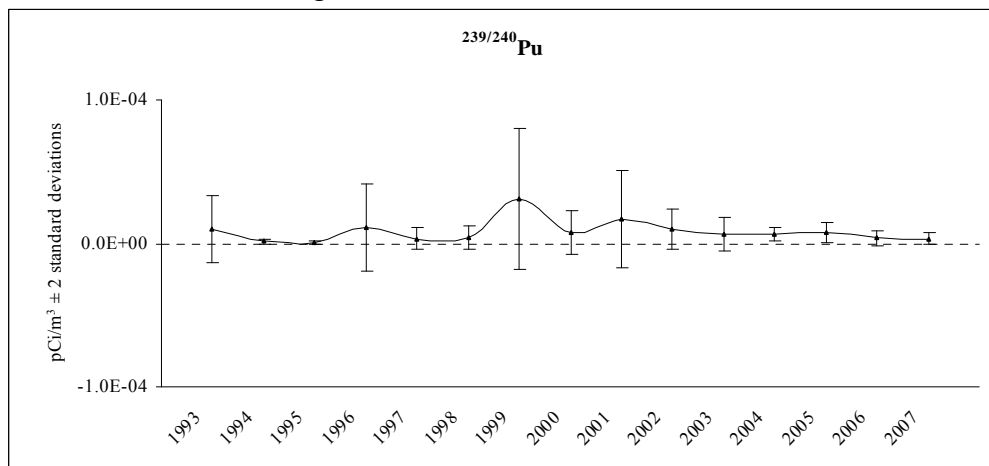
WDOH threshold value for notification (from 40 CFR 61, Appendix E, Table 2) = 1.9 E-03 pCi/m³

Figure 2-15. Annual Average Cesium-137 Concentrations in Air, 100-N.



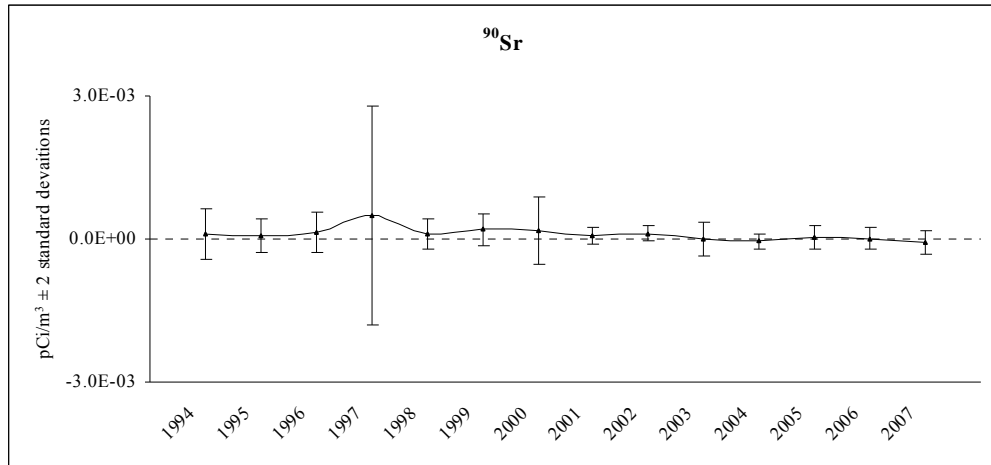
WDOH threshold value for notification (from 40 CFR 61, Appendix E, Table 2) = 1.9 E-03 pCi/m³

Figure 2-16. Annual Average Plutonium-239/240 Concentrations in Air, 100-N Area.



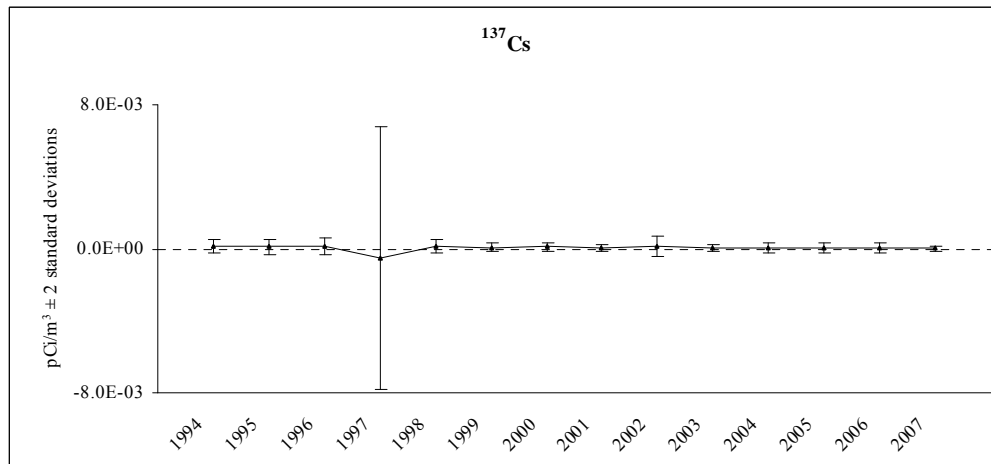
WDOH threshold value for notification (from 40 CFR 61, Appendix E, Table 2) = 2.0 E-04 pCi/m³

Figure 2-17. Annual Average Strontium-90 Concentrations in Air, 200 Areas.



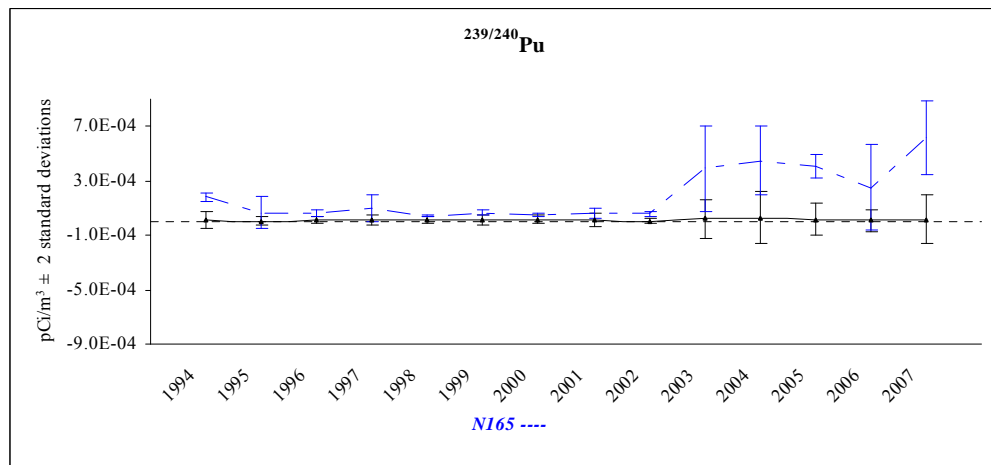
WDOH threshold value for notification (from 40 CFR 61, Appendix E, Table 2) = 1.9 E-03 pCi/m³

Figure 2-18. Annual Average Cesium-137 Concentrations in Air, 200 Areas.



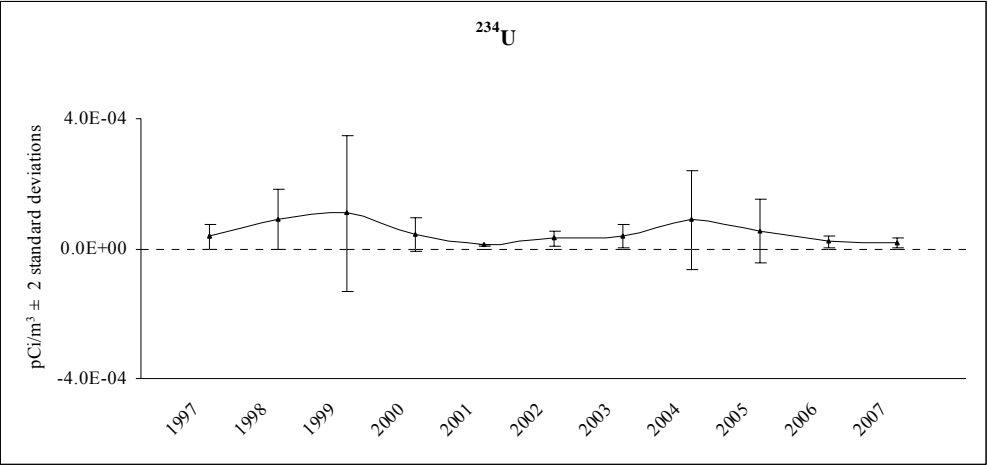
WDOH threshold value for notification (from 40 CFR 61, Appendix E, Table 2) = 1.9 E-03 pCi/m³

Figure 2-19. Annual Average Plutonium-239/240 Concentrations in Air, 200 Areas and N165.



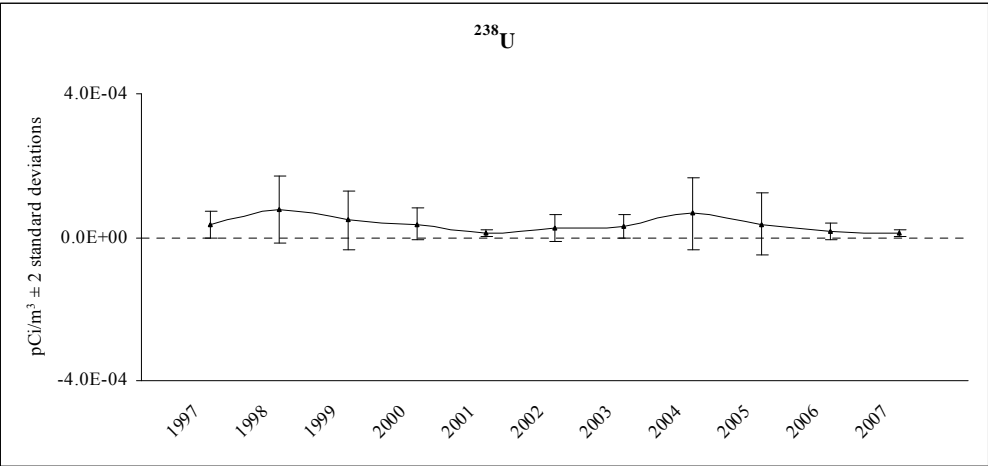
WDOH threshold value for notification (from 40 CFR 61, Appendix E, Table 2) = 2.0 E-04 pCi/m³

Figure 2-20. Annual Average Uranium-234 Concentrations in Air, 300 Area.



WDOH threshold value for notification (from 40 CFR 61, Appendix E, Table 2) = 7.7 E-04 pCi/m³

Figure 2-21. Annual Average Uranium-238 Concentrations in Air, 300 Area.



WDOH threshold value for notification (from 40 CFR 61, Appendix E, Table 2) = 8.3 E-04 pCi/m³

Table 2-3. Summary of Near-Facility Ambient Air Sampling Results
(pCi/m³) for Selected Radionuclides, 2007.

Isotope	Number of		Mean ^a	Maximum ^b	Location	Sampler
	Samples	Detects				
²⁴¹ Am	26	18	1.0E-05 ± 9.2E-06	2.0E-05 ± 1.1E-05	100-K West	N477
⁶⁰ Co	171	1	4.9E-06 ± 1.0E-04	2.5E-04 ± 1.2E-04	200 North Area	N564
¹³⁷ Cs	171	12	3.2E-05 ± 1.6E-04	6.6E-04 ± 2.6E-04	118-K-1 (100 K Area)	N535
²³⁸ Pu	171	2	1.6E-06 ± 1.2E-05	2.5E-05 ± 2.3E-05	200 West Area	N441
^{239/240} Pu	171	32	1.1E-05 ± 1.3E-04	7.1E-04 ± 2.7E-04	200 West Area	N165
¹⁰⁶ Ru	171	1	-3.1E-06 ± 7.8E-04	1.6E-03 ± 1.2E-03	200 North Area	N563
⁹⁰ Sr	162	3	-7.3E-05 ± 3.1E-04	6.7E-04 ± 2.7E-04	ERDF	N482
²³⁴ U	171	156	1.4E-05 ± 1.7E-05	6.7E-05 ± 3.6E-05	100-B/C Area	N465
²³⁵ U	171	34	2.7E-06 ± 4.4E-06	1.7E-05 ± 1.6E-05	100-B/C Area	N464
²³⁸ U	171	142	9.6E-06 ± 1.1E-05	4.7E-05 ± 2.1E-05	200 West Area	N550
gross α	2,136	1,964	1.2E-03 ± 1.3E-03	6.5E-03 ± 2.9E-03	200 West Area	N200
gross β	2,136	2,136	1.6E-02 ± 1.9E-02	7.9E-02 ± 8.1E-03	100-K West	N478

^a ± 2 standard deviations

^b ± total analytical uncertainty

Table 2-4. Near-Facility Air Sampling Results, 2007 (pCi/m³ ± total analytical uncertainty).
(85 sheets total)

Location	Sample On	Sample Off	Isotope	Result ± Uncertainty	Location	Composite Period	Isotope	Result ± Uncertainty	RQ*
N464 (100-B/C)	01/03/07	01/16/07	gross α	1.3E-03 ± 5.8E-04	N464	01/03/07 to 06/18/07	⁶⁰ Co	4.9E-05 ± 1.0E-04	U
	01/03/07	01/16/07	gross β	2.2E-02 ± 2.8E-03			¹³⁴ Cs	-5.4E-06 ± 5.4E-05	U
	01/16/07	01/29/07	gross α	1.7E-03 ± 6.5E-04			¹³⁷ Cs	2.0E-05 ± 1.1E-04	U
	01/16/07	01/29/07	gross β	3.7E-02 ± 4.1E-03			¹⁵² Eu	-9.2E-05 ± 2.5E-04	U
	01/29/07	02/12/07	gross α	2.2E-03 ± 7.2E-04			¹⁵⁴ Eu	-8.5E-05 ± 3.5E-04	U
	01/29/07	02/12/07	gross β	4.3E-02 ± 4.6E-03			¹⁵⁵ Eu	3.6E-05 ± 1.9E-04	U
	02/12/07	02/27/07	gross α	1.1E-03 ± 5.1E-04			²³⁸ Pu	-1.2E-05 ± 1.7E-05	U
	02/12/07	02/27/07	gross β	1.1E-02 ± 1.7E-03			^{239/240} Pu	-9.2E-07 ± 3.2E-06	U
	02/27/07	03/13/07	gross α	5.1E-04 ± 4.8E-04			¹⁰⁶ Ru	4.4E-04 ± 9.9E-04	U
	02/27/07	03/13/07	gross β	1.3E-02 ± 1.9E-03			¹²⁵ Sb	2.3E-05 ± 2.3E-04	U
	03/13/07	03/27/07	gross α	1.1E-03 ± 5.0E-04			⁹⁰ Sr	-2.2E-04 ± 2.2E-04	U
	03/13/07	03/27/07	gross β	8.7E-03 ± 1.4E-03			²³⁴ U	1.9E-06 ± 5.4E-06	U
	03/27/07	04/11/07	gross α	7.0E-04 ± 5.1E-04			²³⁵ U	1.0E-06 ± 3.6E-06	U
	03/27/07	04/11/07	gross β	9.0E-03 ± 1.4E-03			²³⁸ U	4.8E-06 ± 4.6E-06	
	04/11/07	04/24/07	gross α	7.6E-04 ± 5.6E-04	N464	06/18/07 to 07/31/07	⁶⁰ Co	1.2E-04 ± 4.8E-04	U
	04/11/07	04/24/07	gross β	6.4E-03 ± 1.2E-03			¹³⁴ Cs	-2.3E-04 ± 4.8E-04	U
	04/24/07	05/07/07	gross α	7.7E-04 ± 5.7E-04			¹³⁷ Cs	-9.2E-05 ± 4.3E-04	U
	04/24/07	05/07/07	gross β	1.2E-02 ± 1.8E-03			¹⁵² Eu	1.2E-04 ± 1.0E-03	U
	05/07/07	05/21/07	gross α	1.6E-03 ± 6.1E-04			¹⁵⁴ Eu	-2.7E-04 ± 1.3E-03	U
	05/07/07	05/21/07	gross β	1.0E-02 ± 1.5E-03			¹⁵⁵ Eu	-3.9E-04 ± 7.9E-04	U
	05/21/07	06/05/07	gross α	1.4E-03 ± 5.6E-04			²³⁸ Pu	1.6E-05 ± 2.0E-05	U
	05/21/07	06/05/07	gross β	1.6E-02 ± 2.1E-03			^{239/240} Pu	3.4E-06 ± 3.4E-06	U
	06/05/07	06/18/07	gross α	9.3E-04 ± 6.3E-04			¹⁰⁶ Ru	-5.4E-04 ± 3.8E-03	U
	06/05/07	06/18/07	gross β	6.6E-03 ± 1.2E-03			¹²⁵ Sb	3.6E-04 ± 1.0E-03	U
	06/18/07	07/02/07	gross α	1.7E-04 ± 3.6E-04			⁹⁰ Sr	5.8E-04 ± 7.5E-04	U
	06/18/07	07/02/07	gross β	8.6E-03 ± 1.4E-03			²³⁴ U	5.0E-05 ± 3.1E-05	
	07/02/07	07/17/07	gross α	9.8E-04 ± 6.1E-04			²³⁵ U	1.7E-05 ± 1.6E-05	
	07/02/07	07/17/07	gross β	1.5E-02 ± 2.1E-03			²³⁸ U	2.2E-05 ± 1.8E-05	
	07/17/07	07/31/07	gross α	7.2E-04 ± 5.3E-04					
	07/17/07	07/31/07	gross β	1.1E-02 ± 1.7E-03					

RQ = Result Qualifier. U = The analyte was analyzed for but not detected.

Table 2-4. Near-Facility Air Sampling Results, 2007 (pCi/m³ ± total analytical uncertainty).
(85 sheets total)

Location	Sample On	Sample Off	Isotope	Result ± Uncertainty	Location	Composite Period	Isotope	Result ± Uncertainty	RQ*
N465 (100-B/C)	01/03/07	01/16/07	gross α	1.4E-03 ± 6.0E-04	N465	01/03/07 to 06/18/07	⁶⁰ Co	-1.0E-05 ± 8.7E-05	U
	01/03/07	01/16/07	gross β	2.4E-02 ± 2.7E-03			¹³⁴ Cs	-1.2E-05 ± 8.5E-05	U
	01/16/07	01/29/07	gross α	2.9E-03 ± 8.5E-04			¹³⁷ Cs	3.4E-06 ± 3.4E-05	U
	01/16/07	01/29/07	gross β	4.1E-02 ± 4.0E-03			¹⁵² Eu	8.2E-05 ± 1.6E-04	U
	01/29/07	02/12/07	gross α	2.7E-03 ± 8.0E-04			¹⁵⁴ Eu	-7.3E-05 ± 2.1E-04	U
	01/29/07	02/12/07	gross β	4.7E-02 ± 4.3E-03			¹⁵⁵ Eu	1.7E-04 ± 2.0E-04	U
	02/12/07	02/27/07	gross α	1.4E-03 ± 5.7E-04			²³⁸ Pu	-4.1E-06 ± 1.4E-05	U
	02/12/07	02/27/07	gross β	1.0E-02 ± 1.5E-03			^{239/240} Pu	8.2E-07 ± 3.7E-06	U
	02/27/07	03/13/07	gross α	9.7E-04 ± 6.0E-04			¹⁰⁶ Ru	-4.2E-04 ± 6.1E-04	U
	02/27/07	03/13/07	gross β	1.2E-02 ± 1.7E-03			¹²⁵ Sb	-2.0E-06 ± 2.0E-05	U
	03/13/07	03/27/07	gross α	1.5E-03 ± 5.9E-04			⁹⁰ Sr	-8.4E-06 ± 8.7E-06	U
	03/13/07	03/27/07	gross β	6.4E-03 ± 1.1E-03			²³⁴ U	1.2E-05 ± 8.2E-06	
	03/27/07	04/11/07	gross α	7.0E-04 ± 5.1E-04			²³⁵ U	3.2E-06 ± 3.4E-06	
	03/27/07	04/11/07	gross β	9.4E-03 ± 1.4E-03			²³⁸ U	8.1E-06 ± 6.5E-06	
	04/11/07	04/24/07	gross α	4.1E-04 ± 4.6E-04	N465	06/18/07 to 07/31/07	⁶⁰ Co	4.1E-05 ± 3.0E-04	U
	04/11/07	04/24/07	gross β	8.2E-03 ± 1.3E-03			¹³⁴ Cs	4.4E-05 ± 3.1E-04	U
	04/24/07	05/07/07	gross α	1.5E-03 ± 6.0E-04			¹³⁷ Cs	4.7E-05 ± 2.7E-04	U
	04/24/07	05/07/07	gross β	9.2E-03 ± 1.4E-03			¹⁵² Eu	-2.1E-04 ± 6.4E-04	U
	05/07/07	05/21/07	gross α	8.6E-04 ± 5.8E-04			¹⁵⁴ Eu	-5.6E-04 ± 9.5E-04	U
	05/07/07	05/21/07	gross β	1.3E-02 ± 1.7E-03			¹⁵⁵ Eu	5.9E-04 ± 6.9E-04	U
	05/21/07	06/05/07	gross α	1.5E-03 ± 5.5E-04			²³⁸ Pu	1.5E-05 ± 2.1E-05	U
	05/21/07	06/05/07	gross β	1.5E-02 ± 1.9E-03			^{239/240} Pu	3.8E-06 ± 3.9E-06	U
	06/05/07	06/18/07	gross α	7.9E-04 ± 5.8E-04			¹⁰⁶ Ru	-1.4E-03 ± 2.5E-03	U
	06/05/07	06/18/07	gross β	4.7E-03 ± 9.8E-04			¹²⁵ Sb	-9.6E-05 ± 6.2E-04	U
	06/18/07	07/02/07	gross α	1.1E-03 ± 5.1E-04			⁹⁰ Sr	-3.5E-04 ± 3.6E-04	U
	06/18/07	07/02/07	gross β	9.1E-03 ± 1.4E-03			²³⁴ U	6.7E-05 ± 3.6E-05	
	07/02/07	07/17/07	gross α	7.2E-04 ± 5.9E-04			²³⁵ U	6.6E-06 ± 1.3E-05	U
	07/02/07	07/17/07	gross β	1.5E-02 ± 2.0E-03			²³⁸ U	2.4E-05 ± 2.2E-05	U
	07/17/07	07/31/07	gross α	1.2E-03 ± 5.2E-04					
	07/17/07	07/31/07	gross β	1.1E-02 ± 1.6E-03					

RQ = Result Qualifier. U = The analyte was analyzed for but not detected.

Table 2-4. Near-Facility Air Sampling Results, 2007 (pCi/m³ ± total analytical uncertainty).
(85 sheets total)

Location	Sample On	Sample Off	Isotope	Result ± Uncertainty	Location	Composite Period	Isotope	Result ± Uncertainty	RQ*
N466 (100-B/C)	01/03/07	01/16/07	gross α	1.0E-03 ± 6.5E-04	N466	01/03/07 to 06/18/07	⁶⁰ Co	9.3E-05 ± 1.3E-04	U
	01/03/07	01/16/07	gross β	2.1E-02 ± 2.4E-03			¹³⁴ Cs	7.5E-05 ± 1.2E-04	U
	01/16/07	01/29/07	gross α	1.7E-03 ± 6.5E-04			¹³⁷ Cs	-5.1E-05 ± 1.0E-04	U
	01/16/07	01/29/07	gross β	3.8E-02 ± 3.8E-03			¹⁵² Eu	7.4E-05 ± 2.5E-04	U
	01/29/07	02/12/07	gross α	3.4E-03 ± 9.1E-04			¹⁵⁴ Eu	-2.7E-04 ± 3.2E-04	U
	01/29/07	02/12/07	gross β	4.3E-02 ± 4.1E-03			¹⁵⁵ Eu	1.5E-04 ± 2.0E-04	U
	02/12/07	02/27/07	gross α	1.3E-03 ± 5.5E-04			²³⁸ Pu	8.9E-06 ± 1.7E-05	U
	02/12/07	02/27/07	gross β	9.2E-03 ± 1.4E-03			^{239/240} Pu	-1.8E-06 ± 3.6E-06	U
	02/27/07	03/13/07	gross α	8.8E-04 ± 5.9E-04			¹⁰⁶ Ru	3.7E-04 ± 9.4E-04	U
	02/27/07	03/13/07	gross β	1.4E-02 ± 1.8E-03			¹²⁵ Sb	7.3E-05 ± 2.4E-04	U
	03/13/07	03/27/07	gross α	9.5E-04 ± 5.9E-04			⁹⁰ Sr	-2.3E-04 ± 2.3E-04	U
	03/13/07	03/27/07	gross β	9.5E-03 ± 1.4E-03			²³⁴ U	7.7E-06 ± 5.6E-06	
	03/27/07	04/11/07	gross α	7.0E-04 ± 5.1E-04			²³⁵ U	1.7E-06 ± 3.4E-06	U
	03/27/07	04/11/07	gross β	1.6E-02 ± 2.0E-03			²³⁸ U	7.7E-06 ± 6.0E-06	
	04/11/07	04/24/07	gross α	1.7E-04 ± 3.8E-04	N466	06/18/07 to 12/31/07	⁶⁰ Co	-2.9E-05 ± 7.8E-05	U
	04/11/07	04/24/07	gross β	6.9E-03 ± 1.2E-03			¹³⁴ Cs	2.7E-05 ± 7.6E-05	U
	04/24/07	05/07/07	gross α	7.9E-04 ± 5.8E-04			¹³⁷ Cs	-9.1E-06 ± 6.1E-05	U
	04/24/07	05/07/07	gross β	9.2E-03 ± 1.5E-03			¹⁵² Eu	1.1E-04 ± 1.6E-04	U
	05/07/07	05/21/07	gross α	1.0E-03 ± 6.2E-04			¹⁵⁴ Eu	1.2E-04 ± 2.2E-04	U
	05/07/07	05/21/07	gross β	1.2E-02 ± 1.7E-03			¹⁵⁵ Eu	-2.7E-06 ± 2.7E-05	U
	05/21/07	06/05/07	gross α	8.1E-04 ± 5.5E-04			²³⁸ Pu	6.7E-07 ± 7.0E-07	U
	05/21/07	06/05/07	gross β	1.7E-02 ± 2.0E-03			^{239/240} Pu	4.9E-06 ± 4.2E-06	
	06/05/07	06/18/07	gross α	4.2E-04 ± 4.7E-04			¹⁰⁶ Ru	1.5E-05 ± 1.5E-04	U
	06/05/07	06/18/07	gross β	5.2E-03 ± 1.0E-03			¹²⁵ Sb	5.4E-06 ± 5.4E-05	U
	06/18/07	07/02/07	gross α	1.4E-03 ± 5.8E-04			⁹⁰ Sr	-2.5E-04 ± 2.6E-04	U
	06/18/07	07/02/07	gross β	9.9E-03 ± 1.5E-03			²³⁴ U	1.6E-05 ± 9.3E-06	
	07/02/07	07/17/07	gross α	1.1E-03 ± 5.0E-04			²³⁵ U	4.3E-06 ± 3.8E-06	
	07/02/07	07/17/07	gross β	1.2E-02 ± 1.7E-03			²³⁸ U	1.2E-05 ± 7.3E-06	
	07/17/07	07/31/07	gross α	1.6E-03 ± 6.1E-04					
	07/17/07	07/31/07	gross β	1.0E-02 ± 1.5E-03					
	07/31/07	08/14/07	gross α	6.1E-04 ± 5.1E-04					
	07/31/07	08/14/07	gross β	1.0E-02 ± 1.5E-03					
	08/14/07	08/28/07	gross α	1.3E-03 ± 5.5E-04					
	08/14/07	08/28/07	gross β	1.2E-02 ± 1.6E-03					
	08/28/07	09/11/07	gross α	9.8E-04 ± 6.1E-04					
	08/28/07	09/11/07	gross β	1.5E-02 ± 1.9E-03					
	09/11/07	09/24/07	gross α	1.6E-03 ± 6.4E-04					
	09/11/07	09/24/07	gross β	1.7E-02 ± 2.2E-03					
	09/24/07	10/08/07	gross α	6.7E-04 ± 5.4E-04					
	09/24/07	10/08/07	gross β	8.8E-03 ± 1.4E-03					
	10/08/07	10/22/07	gross α	9.1E-04 ± 6.1E-04					
	10/08/07	10/22/07	gross β	1.5E-02 ± 2.0E-03					
	10/22/07	11/06/07	gross α	2.7E-03 ± 8.2E-04					
	10/22/07	11/06/07	gross β	2.9E-02 ± 3.0E-03					
	11/06/07	11/19/07	gross α	1.1E-03 ± 6.9E-04					
	11/06/07	11/19/07	gross β	2.4E-02 ± 2.7E-03					
	11/19/07	12/04/07	gross α	1.1E-03 ± 5.0E-04					
	11/19/07	12/04/07	gross β	2.4E-02 ± 2.6E-03					
	12/04/07	12/17/07	gross α	1.8E-03 ± 6.8E-04					
	12/04/07	12/17/07	gross β	3.7E-02 ± 3.7E-03					
	12/17/07	12/31/07	gross α	8.1E-04 ± 5.5E-04					
	12/17/07	12/31/07	gross β	7.9E-03 ± 1.3E-03					

RQ = Result Qualifier. U = The analyte was analyzed for but not detected.

Table 2-4. Near-Facility Air Sampling Results, 2007 (pCi/m³ ± total analytical uncertainty).
(85 sheets total)

Location	Sample On	Sample Off	Isotope	Result ± Uncertainty	Location	Composite Period	Isotope	Result ± Uncertainty	RQ*
N496 (100-B/C)	01/03/07	01/16/07	gross α	1.6E-03 ± 6.4E-04	N496	01/03/07 to 06/18/07	⁶⁰ Co	1.4E-05 ± 7.8E-05	U
	01/03/07	01/16/07	gross β	2.1E-02 ± 2.4E-03			¹³⁴ Cs	3.7E-05 ± 6.4E-05	U
	01/16/07	01/29/07	gross α	2.2E-03 ± 7.5E-04			¹³⁷ Cs	-1.5E-05 ± 5.8E-05	U
	01/16/07	01/29/07	gross β	4.0E-02 ± 3.8E-03			¹⁵² Eu	9.9E-05 ± 1.4E-04	U
	01/29/07	02/12/07	gross α	2.8E-03 ± 8.2E-04			¹⁵⁴ Eu	1.1E-05 ± 1.1E-04	U
	01/29/07	02/12/07	gross β	4.2E-02 ± 4.0E-03			¹⁵⁵ Eu	-8.5E-05 ± 1.3E-04	U
	02/12/07	02/27/07	gross α	5.6E-04 ± 4.6E-04			²³⁸ Pu	8.0E-06 ± 1.1E-05	U
	02/12/07	02/27/07	gross β	9.2E-03 ± 1.4E-03			^{239/240} Pu	4.8E-06 ± 4.3E-06	
	02/27/07	03/13/07	gross α	1.2E-03 ± 5.3E-04			¹⁰⁶ Ru	-2.7E-04 ± 5.2E-04	U
	02/27/07	03/13/07	gross β	1.6E-02 ± 2.0E-03			¹²⁵ Sb	3.6E-05 ± 1.3E-04	U
	03/13/07	03/27/07	gross α	4.9E-04 ± 4.6E-04			⁹⁰ Sr	-3.6E-05 ± 3.7E-05	U
	03/13/07	03/27/07	gross β	8.6E-03 ± 1.3E-03			²³⁴ U	1.0E-05 ± 7.4E-06	
	03/27/07	04/11/07	gross α	7.6E-04 ± 5.1E-04			²³⁵ U	2.4E-06 ± 3.7E-06	U
	03/27/07	04/11/07	gross β	1.1E-02 ± 1.6E-03			²³⁸ U	5.2E-06 ± 4.8E-06	U
	04/11/07	04/24/07	gross α	6.4E-04 ± 5.3E-04	N496	06/18/07 to 12/31/07	⁶⁰ Co	6.6E-05 ± 7.7E-05	U
	04/11/07	04/24/07	gross β	7.6E-03 ± 1.3E-03			¹³⁴ Cs	-1.7E-06 ± 1.7E-05	U
	04/24/07	05/07/07	gross α	1.0E-03 ± 6.4E-04			¹³⁷ Cs	5.7E-06 ± 5.7E-05	U
	04/24/07	05/07/07	gross β	1.1E-02 ± 1.6E-03			¹⁵² Eu	7.1E-05 ± 1.4E-04	U
	05/07/07	05/21/07	gross α	1.2E-03 ± 5.2E-04			¹⁵⁴ Eu	4.4E-05 ± 2.1E-04	U
	05/07/07	05/21/07	gross β	1.2E-02 ± 1.7E-03			¹⁵⁵ Eu	-4.5E-05 ± 1.5E-04	U
	05/21/07	06/05/07	gross α	4.9E-04 ± 4.6E-04			²³⁸ Pu	-3.4E-06 ± 3.8E-06	U
	05/21/07	06/05/07	gross β	1.8E-02 ± 2.1E-03			^{239/240} Pu	3.4E-06 ± 3.5E-06	U
	06/05/07	06/18/07	gross α	8.8E-04 ± 5.9E-04			¹⁰⁶ Ru	1.2E-04 ± 5.8E-04	U
	06/05/07	06/18/07	gross β	5.5E-03 ± 1.1E-03			¹²⁵ Sb	-2.2E-06 ± 2.2E-05	U
	06/18/07	07/02/07	gross α	6.3E-04 ± 5.2E-04			⁹⁰ Sr	3.5E-06 ± 3.5E-05	U
	06/18/07	07/02/07	gross β	7.6E-03 ± 1.3E-03			²³⁴ U	1.3E-05 ± 7.9E-06	
	07/02/07	07/17/07	gross α	1.5E-03 ± 5.8E-04			²³⁵ U	2.6E-06 ± 3.1E-06	
	07/02/07	07/17/07	gross β	1.3E-02 ± 1.7E-03			²³⁸ U	9.4E-06 ± 6.9E-06	
	07/17/07	07/31/07	gross α	1.1E-03 ± 5.1E-04					
	07/17/07	07/31/07	gross β	9.9E-03 ± 1.5E-03					
	07/31/07	08/14/07	gross α	7.3E-04 ± 5.4E-04					
	07/31/07	08/14/07	gross β	1.1E-02 ± 1.6E-03					
	08/14/07	08/28/07	gross α	1.0E-03 ± 4.9E-04					
	08/14/07	08/28/07	gross β	1.3E-02 ± 1.8E-03					
	08/28/07	09/11/07	gross α	7.3E-04 ± 5.3E-04					
	08/28/07	09/11/07	gross β	1.6E-02 ± 2.0E-03					
	09/11/07	09/24/07	gross α	2.0E-03 ± 7.2E-04					
	09/11/07	09/24/07	gross β	4.5E-02 ± 4.3E-03					
	09/24/07	10/08/07	gross α	1.2E-03 ± 5.2E-04					
	09/24/07	10/08/07	gross β	8.6E-03 ± 1.4E-03					
	10/08/07	10/22/07	gross α	1.0E-03 ± 6.2E-04					
	10/08/07	10/22/07	gross β	1.2E-02 ± 1.7E-03					
	10/22/07	11/06/07	gross α	1.3E-03 ± 5.7E-04					
	10/22/07	11/06/07	gross β	2.7E-02 ± 2.9E-03					
	11/06/07	11/19/07	gross α	6.2E-04 ± 5.8E-04					
	11/06/07	11/19/07	gross β	2.5E-02 ± 2.9E-03					
	11/19/07	12/04/07	gross α	9.0E-04 ± 5.6E-04					
	11/19/07	12/04/07	gross β	1.6E-02 ± 1.9E-03					
	12/04/07	12/17/07	gross α	1.2E-03 ± 5.5E-04					
	12/04/07	12/17/07	gross β	4.4E-02 ± 4.2E-03					
	12/17/07	12/31/07	gross α	7.1E-04 ± 5.2E-04					
	12/17/07	12/31/07	gross β	7.7E-03 ± 1.3E-03					

RQ = Result Qualifier. U = The analyte was analyzed for but not detected.

Table 2-4. Near-Facility Air Sampling Results, 2007 (pCi/m³ ± total analytical uncertainty).
(85 sheets total)

Location	Sample On	Sample Off	Isotope	Result ± Uncertainty	Location	Composite Period	Isotope	Result ± Uncertainty	RQ*
N497 (100-B/C)	01/03/07	01/16/07	gross α	3.0E-04 ± 4.3E-04	N497	01/03/07 to 06/18/07	⁶⁰ Co	3.6E-05 ± 7.7E-05	U
	01/03/07	01/16/07	gross β	2.3E-02 ± 2.6E-03			¹³⁴ Cs	-1.6E-05 ± 6.7E-05	U
	01/16/07	01/29/07	gross α	1.6E-03 ± 6.2E-04			¹³⁷ Cs	-3.9E-05 ± 6.4E-05	U
	01/16/07	01/29/07	gross β	4.8E-02 ± 4.4E-03			¹⁵² Eu	-5.8E-05 ± 1.4E-04	U
	01/29/07	02/12/07	gross α	3.3E-03 ± 8.9E-04			¹⁵⁴ Eu	2.1E-04 ± 2.1E-04	U
	01/29/07	02/12/07	gross β	3.8E-02 ± 3.6E-03			¹⁵⁵ Eu	-7.3E-05 ± 1.7E-04	U
	02/12/07	02/27/07	gross α	5.7E-04 ± 4.7E-04			²³⁸ Pu	7.8E-06 ± 1.1E-05	U
	02/12/07	02/27/07	gross β	3.8E-03 ± 8.3E-04			^{239/240} Pu	7.8E-07 ± 4.2E-06	U
	02/27/07	03/13/07	gross α	8.8E-04 ± 5.9E-04			¹⁰⁶ Ru	3.5E-04 ± 5.6E-04	U
	02/27/07	03/13/07	gross β	1.2E-02 ± 1.7E-03			¹²⁵ Sb	-2.1E-05 ± 1.3E-04	U
	03/13/07	03/27/07	gross α	1.1E-03 ± 5.0E-04			⁹⁰ Sr	-4.2E-05 ± 4.3E-05	U
	03/13/07	03/27/07	gross β	8.8E-03 ± 1.4E-03			²³⁴ U	1.0E-05 ± 7.2E-06	
	03/27/07	04/11/07	gross α	6.6E-04 ± 4.9E-04			²³⁵ U	3.3E-06 ± 5.3E-06	U
	03/27/07	04/11/07	gross β	1.2E-02 ± 1.6E-03			²³⁸ U	9.7E-06 ± 6.5E-06	
	04/11/07	04/24/07	gross α	3.0E-04 ± 4.3E-04	N497	06/18/07 to 12/31/07	⁶⁰ Co	-3.5E-06 ± 3.5E-05	U
	04/11/07	04/24/07	gross β	5.9E-03 ± 1.1E-03			¹³⁴ Cs	-2.7E-07 ± 2.7E-06	U
	04/24/07	05/07/07	gross α	7.7E-04 ± 5.7E-04			¹³⁷ Cs	2.9E-05 ± 5.2E-05	U
	04/24/07	05/07/07	gross β	1.2E-02 ± 1.6E-03			¹⁵² Eu	1.8E-04 ± 1.4E-04	U
	05/07/07	05/21/07	gross α	1.3E-03 ± 5.3E-04			¹⁵⁴ Eu	1.1E-04 ± 2.0E-04	U
	05/07/07	05/21/07	gross β	1.5E-02 ± 1.9E-03			¹⁵⁵ Eu	-1.3E-04 ± 1.4E-04	U
	05/21/07	06/05/07	gross α	7.1E-04 ± 5.2E-04			²³⁸ Pu	6.8E-07 ± 1.4E-06	U
	05/21/07	06/05/07	gross β	1.7E-02 ± 2.0E-03			^{239/240} Pu	4.7E-06 ± 4.0E-06	
	06/05/07	06/18/07	gross α	6.3E-04 ± 5.2E-04			¹⁰⁶ Ru	-7.8E-05 ± 4.9E-04	U
	06/05/07	06/18/07	gross β	4.6E-03 ± 9.7E-04			¹²⁵ Sb	-3.2E-05 ± 1.2E-04	U
	06/18/07	07/02/07	gross α	4.0E-04 ± 4.5E-04			⁹⁰ Sr	1.5E-05 ± 1.2E-04	U
	06/18/07	07/02/07	gross β	9.1E-03 ± 1.4E-03			²³⁴ U	1.6E-05 ± 9.4E-06	
	07/02/07	07/17/07	gross α	1.1E-03 ± 5.0E-04			²³⁵ U	2.6E-06 ± 3.2E-06	
	07/02/07	07/17/07	gross β	1.1E-02 ± 1.5E-03			²³⁸ U	7.1E-06 ± 5.9E-06	
	07/17/07	07/31/07	gross α	6.2E-04 ± 5.0E-04					
	07/17/07	07/31/07	gross β	8.1E-03 ± 1.3E-03					
	07/31/07	08/14/07	gross α	1.4E-03 ± 5.6E-04					
	07/31/07	08/14/07	gross β	9.8E-03 ± 1.5E-03					
	08/14/07	08/28/07	gross α	6.9E-04 ± 5.1E-04					
	08/14/07	08/28/07	gross β	1.2E-02 ± 1.6E-03					
	08/28/07	09/11/07	gross α	6.3E-04 ± 5.2E-04					
	08/28/07	09/11/07	gross β	1.5E-02 ± 1.9E-03					
	09/11/07	09/24/07	gross α	1.1E-03 ± 5.4E-04					
	09/11/07	09/24/07	gross β	1.1E-02 ± 1.6E-03					
	09/24/07	10/08/07	gross α	3.8E-04 ± 4.3E-04					
	09/24/07	10/08/07	gross β	9.2E-03 ± 1.4E-03					
	10/08/07	10/22/07	gross α	1.6E-03 ± 6.1E-04					
	10/08/07	10/22/07	gross β	2.2E-02 ± 2.5E-03					
	10/22/07	11/06/07	gross α	1.1E-03 ± 5.0E-04					
	10/22/07	11/06/07	gross β	2.5E-02 ± 2.7E-03					
	11/06/07	11/19/07	gross α	1.3E-03 ± 5.9E-04					
	11/06/07	11/19/07	gross β	2.1E-02 ± 2.5E-03					
	11/19/07	12/04/07	gross α	1.9E-03 ± 6.8E-04					
	11/19/07	12/04/07	gross β	1.5E-02 ± 1.9E-03					
	12/04/07	12/17/07	gross α	2.1E-03 ± 7.1E-04					
	12/04/07	12/17/07	gross β	3.0E-02 ± 3.1E-03					
	12/17/07	12/31/07	gross α	6.1E-04 ± 5.0E-04					
	12/17/07	12/31/07	gross β	7.2E-03 ± 1.2E-03					

RQ = Result Qualifier. U = The analyte was analyzed for but not detected.

Table 2-4. Near-Facility Air Sampling Results, 2007 (pCi/m³ ± total analytical uncertainty).
(85 sheets total)

Location	Sample On	Sample Off	Isotope	Result ± Uncertainty	Location	Composite Period	Isotope	Result ± Uncertainty	RQ*
N467	02/15/07	02/28/07	gross α	2.8E-04 ± 4.1E-04	N467	02/15/07 to 06/19/07	⁶⁰ Co	2.1E-05 ± 1.3E-04	U
(100-D)	02/15/07	02/28/07	gross β	5.0E-03 ± 1.0E-03			¹³⁴ Cs	7.1E-05 ± 1.2E-04	U
	02/28/07	03/13/07	gross α	6.3E-04 ± 5.2E-04			¹³⁷ Cs	-6.0E-05 ± 9.2E-05	U
	02/28/07	03/13/07	gross β	1.4E-02 ± 1.8E-03			¹⁵² Eu	-1.5E-04 ± 2.4E-04	U
	03/13/07	03/27/07	gross α	1.3E-03 ± 5.5E-04			¹⁵⁴ Eu	3.2E-04 ± 3.5E-04	U
	03/13/07	03/27/07	gross β	1.1E-02 ± 1.5E-03			¹⁵⁵ Eu	7.2E-05 ± 2.5E-04	U
	03/27/07	04/11/07	gross α	1.1E-03 ± 5.0E-04			²³⁸ Pu	2.6E-06 ± 2.2E-05	U
	03/27/07	04/11/07	gross β	1.6E-02 ± 1.9E-03			^{239/240} Pu	3.9E-06 ± 6.0E-06	U
	04/11/07	04/24/07	gross α	-6.7E-05 ± 2.2E-04			¹⁰⁶ Ru	-2.7E-04 ± 8.7E-04	U
	04/11/07	04/24/07	gross β	7.9E-03 ± 1.3E-03			¹²⁵ Sb	-1.2E-04 ± 2.1E-04	U
	04/24/07	05/08/07	gross α	6.1E-04 ± 5.1E-04			⁹⁰ Sr	-9.7E-05 ± 1.0E-04	U
	04/24/07	05/08/07	gross β	1.0E-02 ± 1.5E-03			²³⁴ U	1.3E-05 ± 8.4E-06	
	05/08/07	05/22/07	gross α	1.4E-03 ± 5.7E-04			²³⁵ U	4.1E-06 ± 5.9E-06	U
	05/08/07	05/22/07	gross β	1.4E-02 ± 1.8E-03			²³⁸ U	4.6E-06 ± 5.2E-06	U
	05/22/07	06/05/07	gross α	1.2E-03 ± 5.2E-04					
	05/22/07	06/05/07	gross β	1.9E-02 ± 2.2E-03	N467	06/19/07 to 01/02/08	⁶⁰ Co	2.3E-05 ± 6.5E-05	U
	06/05/07	06/19/07	gross α	6.3E-04 ± 5.2E-04			¹³⁴ Cs	7.3E-06 ± 6.6E-05	U
	06/05/07	06/19/07	gross β	6.7E-03 ± 1.2E-03			¹³⁷ Cs	9.8E-06 ± 5.6E-05	U
	06/19/07	07/03/07	gross α	5.2E-04 ± 4.8E-04			¹⁵² Eu	4.3E-05 ± 1.4E-04	U
	06/19/07	07/03/07	gross β	8.1E-03 ± 1.3E-03			¹⁵⁴ Eu	-6.9E-05 ± 1.8E-04	U
	07/03/07	07/17/07	gross α	1.2E-03 ± 5.5E-04			¹⁵⁵ Eu	7.9E-05 ± 1.3E-04	U
	07/03/07	07/17/07	gross β	1.4E-02 ± 1.8E-03			²³⁸ Pu	3.4E-06 ± 3.5E-06	
	07/17/07	07/31/07	gross α	1.2E-03 ± 5.4E-04			^{239/240} Pu	-1.4E-06 ± 2.8E-06	U
	07/17/07	07/31/07	gross β	1.3E-02 ± 1.7E-03			¹⁰⁶ Ru	-3.1E-04 ± 5.2E-04	U
	07/31/07	08/14/07	gross α	1.4E-03 ± 5.6E-04			¹²⁵ Sb	1.8E-05 ± 1.3E-04	U
	07/31/07	08/14/07	gross β	1.3E-02 ± 1.7E-03			⁹⁰ Sr	2.5E-05 ± 1.6E-04	U
	08/14/07	08/29/07	gross α	7.6E-04 ± 5.1E-04			²³⁴ U	1.3E-05 ± 8.1E-06	
	08/14/07	08/29/07	gross β	1.2E-02 ± 1.6E-03			²³⁵ U	6.9E-07 ± 1.4E-06	U
	08/29/07	09/12/07	gross α	9.8E-04 ± 6.0E-04			²³⁸ U	6.4E-06 ± 4.7E-06	
	08/29/07	09/12/07	gross β	1.4E-02 ± 1.8E-03					
	09/12/07	09/25/07	gross α	1.6E-03 ± 6.4E-04					
	09/12/07	09/25/07	gross β	1.1E-02 ± 1.6E-03					
	09/25/07	10/09/07	gross α	8.4E-04 ± 5.7E-04					
	09/25/07	10/09/07	gross β	8.8E-03 ± 1.4E-03					
	10/09/07	10/23/07	gross α	2.1E-03 ± 7.3E-04					
	10/09/07	10/23/07	gross β	1.8E-02 ± 2.2E-03					
	10/23/07	11/07/07	gross α	2.4E-03 ± 7.5E-04					
	10/23/07	11/07/07	gross β	3.0E-02 ± 3.1E-03					
	11/07/07	11/20/07	gross α	2.1E-03 ± 7.8E-04					
	11/07/07	11/20/07	gross β	2.3E-02 ± 2.7E-03					
	11/20/07	12/04/07	gross α	2.1E-03 ± 7.1E-04					
	11/20/07	12/04/07	gross β	3.1E-02 ± 3.2E-03					
	12/04/07	12/18/07	gross α	1.4E-03 ± 6.1E-04					
	12/04/07	12/18/07	gross β	2.9E-02 ± 3.1E-03					
	12/18/07	01/02/08	gross α	4.6E-04 ± 4.4E-04					
	12/18/07	01/02/08	gross β	7.0E-03 ± 1.2E-03					

RQ = Result Qualifier. U = The analyte was analyzed for but not detected.

Table 2-4. Near-Facility Air Sampling Results, 2007 (pCi/m³ ± total analytical uncertainty).
(85 sheets total)

Location	Sample On	Sample Off	Isotope	Result ± Uncertainty	Location	Composite Period	Isotope	Result ± Uncertainty	RQ*
N468	02/15/07	02/28/07	gross α	5.2E-04 ± 5.0E-04	N468	02/15/07 to 06/19/07	⁶⁰ Co	8.4E-05 ± 9.0E-05	U
(100-D)	02/15/07	02/28/07	gross β	4.5E-03 ± 9.7E-04			¹³⁴ Cs	-3.7E-05 ± 8.8E-05	U
	02/28/07	03/13/07	gross α	9.1E-04 ± 6.1E-04			¹³⁷ Cs	2.3E-05 ± 8.0E-05	U
	02/28/07	03/13/07	gross β	1.4E-02 ± 1.9E-03			¹⁵² Eu	-2.2E-05 ± 1.7E-04	U
	03/13/07	03/27/07	gross α	5.9E-04 ± 4.9E-04			¹⁵⁴ Eu	-3.5E-05 ± 3.1E-04	U
	03/13/07	03/27/07	gross β	8.7E-03 ± 1.4E-03			¹⁵⁵ Eu	-8.6E-05 ± 1.8E-04	U
	03/27/07	04/11/07	gross α	7.8E-04 ± 5.3E-04			²³⁸ Pu	1.1E-06 ± 1.1E-05	U
	03/27/07	04/11/07	gross β	1.1E-02 ± 1.5E-03			^{239/240} Pu	-1.1E-06 ± 5.1E-06	U
	04/11/07	04/24/07	gross α	4.1E-04 ± 4.6E-04			¹⁰⁶ Ru	1.2E-04 ± 7.3E-04	U
	04/11/07	04/24/07	gross β	7.0E-03 ± 1.2E-03			¹²⁵ Sb	-2.8E-05 ± 1.8E-04	U
	04/24/07	05/08/07	gross α	6.0E-04 ± 4.9E-04			⁹⁰ Sr	9.3E-05 ± 2.1E-04	U
	04/24/07	05/08/07	gross β	9.7E-03 ± 1.4E-03			²³⁴ U	1.9E-06 ± 6.0E-06	U
	05/08/07	05/22/07	gross α	1.2E-03 ± 5.2E-04			²³⁵ U	3.1E-06 ± 4.7E-06	U
	05/08/07	05/22/07	gross β	1.2E-02 ± 1.7E-03			²³⁸ U	4.7E-06 ± 6.0E-06	U
	05/22/07	06/05/07	gross α	1.5E-03 ± 5.9E-04					
	05/22/07	06/05/07	gross β	1.6E-02 ± 2.0E-03	N468	06/19/07 to 01/02/08	⁶⁰ Co	-2.2E-05 ± 5.8E-05	U
	06/05/07	06/19/07	gross α	5.1E-04 ± 4.7E-04			¹³⁴ Cs	2.1E-05 ± 5.6E-05	U
	06/05/07	06/19/07	gross β	5.8E-03 ± 1.1E-03			¹³⁷ Cs	3.9E-06 ± 3.9E-05	U
	06/19/07	07/03/07	gross α	5.2E-04 ± 4.8E-04			¹⁵² Eu	-6.1E-05 ± 1.4E-04	U
	06/19/07	07/03/07	gross β	6.9E-03 ± 1.2E-03			¹⁵⁴ Eu	7.3E-06 ± 7.3E-05	U
	07/03/07	07/17/07	gross α	7.7E-04 ± 5.6E-04			¹⁵⁵ Eu	1.1E-04 ± 1.5E-04	U
	07/03/07	07/17/07	gross β	1.4E-02 ± 1.8E-03			²³⁸ Pu	-1.1E-06 ± 3.3E-06	U
	07/17/07	07/31/07	gross α	9.5E-04 ± 5.9E-04			^{239/240} Pu	5.7E-07 ± 1.2E-06	U
	07/17/07	07/31/07	gross β	1.1E-02 ± 1.6E-03			¹⁰⁶ Ru	-4.1E-05 ± 4.1E-04	U
	07/31/07	08/14/07	gross α	1.0E-03 ± 4.9E-04			¹²⁵ Sb	-1.8E-06 ± 1.8E-05	U
	07/31/07	08/14/07	gross β	1.2E-02 ± 1.6E-03			⁹⁰ Sr	-1.4E-04 ± 1.5E-04	U
	08/14/07	08/29/07	gross α	1.1E-03 ± 4.9E-04			²³⁴ U	1.4E-05 ± 9.5E-06	
	08/14/07	08/29/07	gross β	1.3E-02 ± 1.7E-03			²³⁵ U	2.7E-06 ± 4.1E-06	U
	08/29/07	09/12/07	gross α	9.5E-04 ± 5.9E-04			²³⁸ U	8.2E-06 ± 6.0E-06	
	08/29/07	09/12/07	gross β	1.4E-02 ± 1.8E-03					
	09/12/07	09/25/07	gross α	1.4E-03 ± 5.7E-04					
	09/12/07	09/25/07	gross β	1.4E-02 ± 1.8E-03					
	09/25/07	10/09/07	gross α	7.3E-04 ± 5.3E-04					
	09/25/07	10/09/07	gross β	9.4E-03 ± 1.4E-03					
	10/09/07	10/23/07	gross α	1.1E-03 ± 5.0E-04					
	10/09/07	10/23/07	gross β	1.6E-02 ± 2.0E-03					
	10/23/07	11/07/07	gross α	1.5E-03 ± 5.8E-04					
	10/23/07	11/07/07	gross β	3.0E-02 ± 3.1E-03					
	11/07/07	11/20/07	gross α	8.1E-04 ± 5.9E-04					
	11/07/07	11/20/07	gross β	1.6E-02 ± 2.0E-03					
	11/20/07	12/04/07	gross α	1.2E-03 ± 5.3E-04					
	11/20/07	12/04/07	gross β	2.0E-02 ± 2.3E-03					
	12/04/07	12/18/07	gross α	1.8E-03 ± 6.5E-04					
	12/04/07	12/18/07	gross β	2.8E-02 ± 2.9E-03					
	12/18/07	01/02/08	gross α	3.6E-04 ± 4.1E-04					
	12/18/07	01/02/08	gross β	1.3E-02 ± 1.7E-03					

RQ = Result Qualifier. U = The analyte was analyzed for but not detected.

Table 2-4. Near-Facility Air Sampling Results, 2007 (pCi/m³ ± total analytical uncertainty).
(85 sheets total)

Location	Sample On	Sample Off	Isotope	Result ± Uncertainty	Location	Composite Period	Isotope	Result ± Uncertainty	RQ*
N514	02/15/07	02/28/07	gross α	3.0E-04 ± 4.3E-04	N514	02/15/07 to 06/19/07	⁶⁰ Co	-5.2E-05 ± 1.0E-04	U
(100-D)	02/15/07	02/28/07	gross β	5.8E-03 ± 1.1E-03			¹³⁴ Cs	9.2E-06 ± 8.7E-05	U
	02/28/07	03/13/07	gross α	1.2E-03 ± 5.4E-04			¹³⁷ Cs	1.2E-05 ± 7.1E-05	U
	02/28/07	03/13/07	gross β	1.4E-02 ± 1.9E-03			¹⁵² Eu	1.4E-04 ± 2.1E-04	U
	03/13/07	03/27/07	gross α	7.5E-04 ± 5.5E-04			¹⁵⁴ Eu	3.9E-05 ± 2.4E-04	U
	03/13/07	03/27/07	gross β	1.2E-02 ± 1.6E-03			¹⁵⁵ Eu	1.8E-04 ± 2.6E-04	U
	03/27/07	04/11/07	gross α	1.3E-03 ± 5.3E-04			²³⁸ Pu	-1.7E-06 ± 4.8E-06	U
	03/27/07	04/11/07	gross β	1.1E-02 ± 1.5E-03			^{239/240} Pu	2.5E-06 ± 3.8E-06	U
	04/11/07	04/24/07	gross α	9.1E-04 ± 6.1E-04			¹⁰⁶ Ru	-6.4E-04 ± 7.5E-04	U
	04/11/07	04/24/07	gross β	7.6E-03 ± 1.3E-03			¹²⁵ Sb	3.4E-05 ± 1.9E-04	U
	04/24/07	05/08/07	gross α	7.5E-04 ± 5.5E-04			⁹⁰ Sr	-7.2E-06 ± 7.4E-06	U
	04/24/07	05/08/07	gross β	1.2E-02 ± 1.7E-03			²³⁴ U	8.8E-06 ± 8.1E-06	U
	05/08/07	05/22/07	gross α	1.1E-03 ± 5.1E-04			²³⁵ U	4.8E-06 ± 5.4E-06	U
	05/08/07	05/22/07	gross β	1.3E-02 ± 1.8E-03			²³⁸ U	1.5E-05 ± 9.0E-06	
	05/22/07	06/05/07	gross α	1.1E-03 ± 5.1E-04					
	05/22/07	06/05/07	gross β	1.6E-02 ± 2.0E-03	N514	06/19/07 to 01/02/08	⁶⁰ Co	2.2E-05 ± 6.7E-05	U
	06/05/07	06/19/07	gross α	2.7E-04 ± 3.9E-04			¹³⁴ Cs	5.9E-06 ± 5.6E-05	U
	06/05/07	06/19/07	gross β	5.2E-03 ± 1.0E-03			¹³⁷ Cs	3.4E-05 ± 6.1E-05	U
	06/19/07	07/03/07	gross α	1.6E-03 ± 6.1E-04			¹⁵² Eu	-7.9E-05 ± 1.3E-04	U
	06/19/07	07/03/07	gross β	8.7E-03 ± 1.4E-03			¹⁵⁴ Eu	-8.5E-05 ± 2.1E-04	U
	07/03/07	07/17/07	gross α	1.4E-03 ± 5.8E-04			¹⁵⁵ Eu	-3.9E-06 ± 3.9E-05	U
	07/03/07	07/17/07	gross β	1.5E-02 ± 1.9E-03			²³⁸ Pu	6.4E-07 ± 6.7E-07	U
	07/17/07	07/31/07	gross α	8.6E-04 ± 5.8E-04			^{239/240} Pu	2.6E-06 ± 2.7E-06	
	07/17/07	07/31/07	gross β	1.1E-02 ± 1.5E-03			¹⁰⁶ Ru	9.4E-04 ± 7.2E-04	
	07/31/07	08/14/07	gross α	7.5E-04 ± 5.5E-04			¹²⁵ Sb	2.4E-05 ± 1.2E-04	U
	07/31/07	08/14/07	gross β	1.2E-02 ± 1.7E-03			⁹⁰ Sr	5.2E-05 ± 1.3E-04	U
	08/14/07	08/29/07	gross α	1.4E-03 ± 5.7E-04			²³⁴ U	1.4E-05 ± 8.6E-06	
	08/14/07	08/29/07	gross β	1.1E-02 ± 1.5E-03			²³⁵ U	3.5E-06 ± 3.7E-06	
	08/29/07	09/12/07	gross α	1.2E-03 ± 5.4E-04			²³⁸ U	1.1E-05 ± 7.3E-06	
	08/29/07	09/12/07	gross β	1.4E-02 ± 1.8E-03					
	09/12/07	09/25/07	gross α	6.8E-04 ± 5.6E-04					
	09/12/07	09/25/07	gross β	1.1E-02 ± 1.6E-03					
	09/25/07	10/09/07	gross α	6.1E-04 ± 5.0E-04					
	09/25/07	10/09/07	gross β	8.6E-03 ± 1.4E-03					
	10/09/07	10/23/07	gross α	1.6E-03 ± 6.2E-04					
	10/09/07	10/23/07	gross β	1.5E-02 ± 2.0E-03					
	10/23/07	11/07/07	gross α	1.6E-03 ± 6.3E-04					
	10/23/07	11/07/07	gross β	2.3E-02 ± 2.6E-03					
	11/07/07	11/20/07	gross α	9.3E-04 ± 6.2E-04					
	11/07/07	11/20/07	gross β	2.0E-02 ± 2.4E-03					
	11/20/07	12/04/07	gross α	1.6E-03 ± 5.9E-04					
	11/20/07	12/04/07	gross β	2.7E-02 ± 2.9E-03					
	12/04/07	12/18/07	gross α	1.8E-03 ± 6.5E-04					
	12/04/07	12/18/07	gross β	2.8E-02 ± 3.0E-03					
	12/18/07	01/02/08	gross α	5.7E-04 ± 4.7E-04					
	12/18/07	01/02/08	gross β	6.9E-03 ± 1.1E-03					

RQ = Result Qualifier. U = The analyte was analyzed for but not detected.

Table 2-4. Near-Facility Air Sampling Results, 2007 (pCi/m³ ± total analytical uncertainty).
(85 sheets total)

Location	Sample On	Sample Off	Isotope	Result ± Uncertainty	Location	Composite Period	Isotope	Result ± Uncertainty	RQ*
N515	02/15/07	02/28/07	gross α	4.3E-04 ± 4.8E-04	N515	02/15/07 to 06/19/07	⁶⁰ Co	2.3E-05 ± 1.5E-04	U
(100-D)	02/15/07	02/28/07	gross β	5.8E-03 ± 1.1E-03			¹³⁴ Cs	8.6E-06 ± 8.6E-05	U
	02/28/07	03/13/07	gross α	6.6E-04 ± 5.4E-04			¹³⁷ Cs	7.8E-06 ± 7.8E-05	U
	02/28/07	03/13/07	gross β	1.4E-02 ± 1.9E-03			¹⁵² Eu	-1.6E-04 ± 3.1E-04	U
	03/13/07	03/27/07	gross α	6.3E-04 ± 5.2E-04			¹⁵⁴ Eu	-3.1E-05 ± 3.1E-04	U
	03/13/07	03/27/07	gross β	8.2E-03 ± 1.3E-03			¹⁵⁵ Eu	-1.0E-04 ± 2.5E-04	U
	03/27/07	04/11/07	gross α	1.0E-03 ± 6.4E-04			²³⁸ Pu	-9.4E-07 ± 5.7E-06	U
	03/27/07	04/11/07	gross β	1.1E-02 ± 1.7E-03			^{239/240} Pu	9.4E-07 ± 1.9E-06	U
	04/11/07	04/24/07	gross α	6.7E-04 ± 5.5E-04			¹⁰⁶ Ru	7.6E-05 ± 7.6E-04	U
	04/11/07	04/24/07	gross β	9.4E-03 ± 1.5E-03			¹²⁵ Sb	1.5E-04 ± 3.5E-04	U
	04/24/07	05/08/07	gross α	1.4E-03 ± 5.8E-04			⁹⁰ Sr	2.9E-04 ± 2.4E-04	
	04/24/07	05/08/07	gross β	1.1E-02 ± 1.6E-03			²³⁴ U	1.2E-05 ± 8.3E-06	
	05/08/07	05/22/07	gross α	1.3E-03 ± 5.5E-04			²³⁵ U	1.0E-06 ± 2.0E-06	U
	05/08/07	05/22/07	gross β	1.3E-02 ± 1.7E-03			²³⁸ U	8.2E-06 ± 6.2E-06	
	05/22/07	06/05/07	gross α	1.2E-03 ± 5.3E-04					
	05/22/07	06/05/07	gross β	1.8E-02 ± 2.2E-03	N515	06/19/07 to 01/02/08	⁶⁰ Co	2.3E-06 ± 2.3E-05	U
	06/05/07	06/19/07	gross α	3.8E-04 ± 4.3E-04			¹³⁴ Cs	6.0E-05 ± 7.0E-05	U
	06/05/07	06/19/07	gross β	6.3E-03 ± 1.1E-03			¹³⁷ Cs	3.9E-05 ± 5.9E-05	U
	06/19/07	07/03/07	gross α	1.1E-03 ± 5.0E-04			¹⁵² Eu	2.2E-06 ± 2.2E-05	U
	06/19/07	07/03/07	gross β	9.8E-03 ± 1.4E-03			¹⁵⁴ Eu	1.6E-04 ± 2.2E-04	U
	07/03/07	07/17/07	gross α	1.7E-03 ± 6.3E-04			¹⁵⁵ Eu	4.8E-05 ± 1.6E-04	U
	07/03/07	07/17/07	gross β	1.5E-02 ± 1.9E-03			²³⁸ Pu	2.0E-06 ± 3.1E-06	U
	07/17/07	07/31/07	gross α	8.6E-04 ± 5.8E-04			^{239/240} Pu	6.8E-07 ± 1.4E-06	U
	07/17/07	07/31/07	gross β	1.4E-02 ± 1.8E-03			¹⁰⁶ Ru	3.3E-04 ± 5.6E-04	U
	07/31/07	08/14/07	gross α	6.4E-04 ± 5.2E-04			¹²⁵ Sb	-7.3E-05 ± 1.3E-04	U
	07/31/07	08/14/07	gross β	1.5E-02 ± 1.9E-03			⁹⁰ Sr	-1.4E-04 ± 1.5E-04	U
	08/14/07	08/29/07	gross α	8.1E-04 ± 5.4E-04			²³⁴ U	1.8E-05 ± 1.0E-05	
	08/14/07	08/29/07	gross β	1.5E-02 ± 1.9E-03			²³⁵ U	6.2E-06 ± 5.3E-06	
	08/29/07	09/12/07	gross α	1.1E-03 ± 5.1E-04			²³⁸ U	1.4E-05 ± 8.5E-06	
	08/29/07	09/12/07	gross β	1.7E-02 ± 2.0E-03					
	09/12/07	09/25/07	gross α	1.7E-03 ± 6.6E-04					
	09/12/07	09/25/07	gross β	1.3E-02 ± 1.8E-03					
	09/25/07	10/09/07	gross α	1.3E-03 ± 5.3E-04					
	09/25/07	10/09/07	gross β	8.5E-03 ± 1.3E-03					
	10/09/07	10/23/07	gross α	1.1E-03 ± 5.1E-04					
	10/09/07	10/23/07	gross β	1.8E-02 ± 2.1E-03					
	10/23/07	11/07/07	gross α	1.2E-03 ± 5.1E-04					
	10/23/07	11/07/07	gross β	2.5E-02 ± 2.7E-03					
	11/07/07	11/20/07	gross α	1.5E-03 ± 6.1E-04					
	11/07/07	11/20/07	gross β	2.1E-02 ± 2.4E-03					
	11/20/07	12/04/07	gross α	1.1E-03 ± 5.0E-04					
	11/20/07	12/04/07	gross β	3.0E-02 ± 3.1E-03					
	12/04/07	12/18/07	gross α	1.7E-03 ± 6.3E-04					
	12/04/07	12/18/07	gross β	2.7E-02 ± 2.8E-03					
	12/18/07	01/02/08	gross α	4.8E-04 ± 4.5E-04					
	12/18/07	01/02/08	gross β	8.5E-03 ± 1.3E-03					

RQ = Result Qualifier. U = The analyte was analyzed for but not detected.

Table 2-4. Near-Facility Air Sampling Results, 2007 (pCi/m³ ± total analytical uncertainty).
(85 sheets total)

Location	Sample On	Sample Off	Isotope	Result ± Uncertainty	Location	Composite Period	Isotope	Result ± Uncertainty	RQ*
N519	01/03/07	01/16/07	gross α	1.5E-03 ± 6.1E-04	N519	01/03/07 to 06/19/07	⁶⁰ Co	2.2E-05 ± 6.9E-05	U
(100-F)	01/03/07	01/16/07	gross β	2.4E-02 ± 2.7E-03			¹³⁴ Cs	3.2E-05 ± 7.0E-05	U
	01/16/07	01/30/07	gross α	1.4E-03 ± 5.9E-04			¹³⁷ Cs	-8.0E-06 ± 6.3E-05	U
	01/16/07	01/30/07	gross β	3.5E-02 ± 3.5E-03			¹⁵² Eu	1.3E-04 ± 1.5E-04	U
	01/30/07	02/13/07	gross α	1.4E-03 ± 5.8E-04			¹⁵⁴ Eu	8.1E-05 ± 1.9E-04	U
	01/30/07	02/13/07	gross β	4.0E-02 ± 3.9E-03			¹⁵⁵ Eu	2.2E-04 ± 2.7E-04	U
	02/13/07	02/28/07	gross α	1.0E-03 ± 4.7E-04			²³⁸ Pu	2.7E-06 ± 3.5E-06	U
	02/13/07	02/28/07	gross β	8.8E-03 ± 1.3E-03			^{239/240} Pu	1.4E-06 ± 2.0E-06	U
	02/28/07	03/13/07	gross α	1.2E-03 ± 5.4E-04			¹⁰⁶ Ru	-9.9E-06 ± 9.9E-05	U
	02/28/07	03/13/07	gross β	1.4E-02 ± 1.9E-03			¹²⁵ Sb	-5.1E-05 ± 1.4E-04	U
	03/13/07	03/27/07	gross α	1.1E-03 ± 5.1E-04			⁹⁰ Sr	-1.9E-05 ± 2.0E-05	U
	03/13/07	03/27/07	gross β	9.4E-03 ± 1.4E-03			²³⁴ U	8.5E-06 ± 6.5E-06	
	03/27/07	04/11/07	gross α	1.2E-03 ± 5.1E-04			²³⁵ U	7.7E-07 ± 2.7E-06	U
	03/27/07	04/11/07	gross β	1.5E-02 ± 1.9E-03			²³⁸ U	7.1E-06 ± 5.2E-06	
	04/11/07	04/24/07	gross α	5.6E-04 ± 5.2E-04					
	04/11/07	04/24/07	gross β	6.0E-03 ± 1.1E-03	N519	06/19/07 to 01/02/08	⁶⁰ Co	8.5E-06 ± 8.5E-05	U
	04/24/07	05/08/07	gross α	1.3E-03 ± 5.6E-04			¹³⁴ Cs	-4.8E-05 ± 9.4E-05	U
	04/24/07	05/08/07	gross β	1.1E-02 ± 1.6E-03			¹³⁷ Cs	9.0E-07 ± 9.0E-06	U
	05/08/07	05/22/07	gross α	1.7E-03 ± 6.4E-04			¹⁵² Eu	-1.1E-04 ± 2.2E-04	U
	05/08/07	05/22/07	gross β	1.7E-02 ± 2.1E-03			¹⁵⁴ Eu	1.4E-04 ± 2.7E-04	U
	05/22/07	06/05/07	gross α	1.6E-03 ± 6.1E-04			¹⁵⁵ Eu	-4.3E-05 ± 1.8E-04	U
	05/22/07	06/05/07	gross β	1.8E-02 ± 2.1E-03			²³⁸ Pu	2.1E-06 ± 4.8E-06	U
	06/05/07	06/19/07	gross α	7.3E-04 ± 5.4E-04			^{239/240} Pu	-1.4E-06 ± 2.1E-06	U
	06/05/07	06/19/07	gross β	6.5E-03 ± 1.2E-03			¹⁰⁶ Ru	-4.6E-05 ± 4.6E-04	U
	06/19/07	07/03/07	gross α	7.5E-04 ± 5.5E-04			¹²⁵ Sb	6.0E-05 ± 2.1E-04	U
	06/19/07	07/03/07	gross β	1.0E-02 ± 1.5E-03			⁹⁰ Sr	-2.1E-04 ± 2.2E-04	U
	07/03/07	07/17/07	gross α	1.4E-03 ± 5.9E-04			²³⁴ U	1.4E-05 ± 8.3E-06	
	07/03/07	07/17/07	gross β	1.5E-02 ± 1.9E-03			²³⁵ U	2.0E-06 ± 2.4E-06	
	07/17/07	07/31/07	gross α	4.0E-04 ± 4.5E-04			²³⁸ U	9.2E-06 ± 5.9E-06	
	07/17/07	07/31/07	gross β	1.1E-02 ± 1.6E-03					
	07/31/07	08/14/07	gross α	3.0E-04 ± 4.2E-04					
	07/31/07	08/14/07	gross β	1.1E-02 ± 1.6E-03					
	08/14/07	08/29/07	gross α	1.2E-03 ± 5.1E-04					
	08/14/07	08/29/07	gross β	9.3E-03 ± 1.4E-03					
	08/29/07	09/12/07	gross α	8.8E-04 ± 5.9E-04					
	08/29/07	09/12/07	gross β	1.3E-02 ± 1.7E-03					
	09/12/07	09/25/07	gross α	1.8E-03 ± 6.9E-04					
	09/12/07	09/25/07	gross β	1.3E-02 ± 1.9E-03					
	09/25/07	10/09/07	gross α	8.1E-04 ± 5.5E-04					
	09/25/07	10/09/07	gross β	9.9E-03 ± 1.5E-03					
	10/09/07	10/23/07	gross α	1.8E-03 ± 6.7E-04					
	10/09/07	10/23/07	gross β	1.7E-02 ± 2.1E-03					
	10/23/07	11/07/07	gross α	2.6E-03 ± 8.0E-04					
	10/23/07	11/07/07	gross β	2.7E-02 ± 2.9E-03					
	11/07/07	11/20/07	gross α	1.0E-03 ± 6.5E-04					
	11/07/07	11/20/07	gross β	2.3E-02 ± 2.6E-03					
	11/20/07	12/04/07	gross α	2.2E-03 ± 7.1E-04					
	11/20/07	12/04/07	gross β	3.4E-02 ± 3.4E-03					
	12/04/07	12/18/07	gross α	1.2E-03 ± 5.5E-04					
	12/04/07	12/18/07	gross β	2.9E-02 ± 3.1E-03					
	12/18/07	01/02/08	gross α	1.6E-04 ± 3.3E-04					
	12/18/07	01/02/08	gross β	5.5E-03 ± 1.0E-03					

RQ = Result Qualifier. U = The analyte was analyzed for but not detected.

Table 2-4. Near-Facility Air Sampling Results, 2007 (pCi/m³ ± total analytical uncertainty).
(85 sheets total)

Location	Sample On	Sample Off	Isotope	Result ± Uncertainty	Location	Composite Period	Isotope	Result ± Uncertainty	RQ*
N520 (100-F)	01/03/07	01/16/07	gross α	1.8E-03 ± 6.5E-04	N520	01/03/07 to 06/19/07	⁶⁰ Co	1.4E-05 ± 1.1E-04	U
	01/03/07	01/16/07	gross β	2.4E-02 ± 2.6E-03			¹³⁴ Cs	3.1E-05 ± 1.1E-04	U
	01/16/07	01/30/07	gross α	1.4E-03 ± 5.9E-04			¹³⁷ Cs	5.6E-05 ± 1.0E-04	U
	01/16/07	01/30/07	gross β	4.0E-02 ± 3.8E-03			¹⁵² Eu	1.8E-04 ± 2.5E-04	U
	01/30/07	02/13/07	gross α	1.6E-03 ± 6.1E-04			¹⁵⁴ Eu	5.6E-05 ± 3.4E-04	U
	01/30/07	02/13/07	gross β	4.7E-02 ± 4.3E-03			¹⁵⁵ Eu	-5.8E-05 ± 1.8E-04	U
	02/13/07	02/28/07	gross α	6.8E-04 ± 5.0E-04			²³⁸ Pu	6.1E-07 ± 2.1E-06	U
	02/13/07	02/28/07	gross β	7.7E-03 ± 1.2E-03			^{239/240} Pu	6.2E-07 ± 6.2E-06	U
	02/28/07	03/13/07	gross α	9.1E-04 ± 6.1E-04			¹⁰⁶ Ru	3.5E-04 ± 8.9E-04	U
	02/28/07	03/13/07	gross β	1.4E-02 ± 1.8E-03			¹²⁵ Sb	1.9E-04 ± 2.4E-04	U
	03/13/07	03/27/07	gross α	7.2E-04 ± 5.3E-04			⁹⁰ Sr	-2.9E-04 ± 3.0E-04	U
	03/13/07	03/27/07	gross β	1.2E-02 ± 1.6E-03			²³⁴ U	8.7E-06 ± 6.4E-06	
	03/27/07	04/11/07	gross α	1.2E-03 ± 5.0E-04			²³⁵ U	2.2E-06 ± 2.7E-06	
	03/27/07	04/11/07	gross β	7.9E-03 ± 1.2E-03			²³⁸ U	6.1E-06 ± 5.3E-06	U
	04/11/07	04/24/07	gross α	5.5E-04 ± 5.1E-04	N520	06/19/07 to 01/02/08	⁶⁰ Co	2.6E-05 ± 6.5E-05	U
	04/11/07	04/24/07	gross β	6.2E-03 ± 1.1E-03			¹³⁴ Cs	3.1E-05 ± 6.1E-05	U
	04/24/07	05/08/07	gross α	5.0E-04 ± 4.7E-04			¹³⁷ Cs	-1.4E-05 ± 5.7E-05	U
	04/24/07	05/08/07	gross β	8.8E-03 ± 1.4E-03			¹⁵² Eu	1.1E-04 ± 1.4E-04	U
	05/08/07	05/22/07	gross α	9.5E-04 ± 5.9E-04			¹⁵⁴ Eu	-1.9E-04 ± 2.1E-04	U
	05/08/07	05/22/07	gross β	1.4E-02 ± 1.8E-03			¹⁵⁵ Eu	-1.0E-05 ± 1.1E-04	U
	05/22/07	06/05/07	gross α	1.2E-03 ± 5.3E-04			²³⁸ Pu	5.2E-06 ± 6.1E-06	U
	05/22/07	06/05/07	gross β	1.4E-02 ± 1.8E-03			^{239/240} Pu	1.5E-06 ± 2.2E-06	U
	06/05/07	06/19/07	gross α	7.1E-04 ± 5.2E-04			¹⁰⁶ Ru	-2.5E-04 ± 5.3E-04	U
	06/05/07	06/19/07	gross β	6.2E-03 ± 1.1E-03			¹²⁵ Sb	6.4E-05 ± 1.2E-04	U
	06/19/07	07/03/07	gross α	5.2E-04 ± 4.8E-04			⁹⁰ Sr	-9.7E-05 ± 1.0E-04	U
	06/19/07	07/03/07	gross β	1.0E-02 ± 1.5E-03			²³⁴ U	1.7E-05 ± 9.8E-06	
	07/03/07	07/17/07	gross α	1.6E-03 ± 5.9E-04			²³⁵ U	3.5E-06 ± 3.4E-06	
	07/03/07	07/17/07	gross β	1.3E-02 ± 1.7E-03			²³⁸ U	7.0E-06 ± 5.1E-06	
	07/17/07	07/31/07	gross α	1.2E-03 ± 5.3E-04					
	07/17/07	07/31/07	gross β	9.3E-03 ± 1.4E-03					
	07/31/07	08/14/07	gross α	8.7E-04 ± 5.8E-04					
	07/31/07	08/14/07	gross β	1.2E-02 ± 1.6E-03					
	08/14/07	08/29/07	gross α	1.2E-03 ± 5.3E-04					
	08/14/07	08/29/07	gross β	1.5E-02 ± 1.8E-03					
	08/29/07	09/12/07	gross α	1.2E-03 ± 5.4E-04					
	08/29/07	09/12/07	gross β	1.8E-02 ± 2.1E-03					
	09/12/07	09/25/07	gross α	1.1E-03 ± 6.6E-04					
	09/12/07	09/25/07	gross β	1.2E-02 ± 1.7E-03					
	09/25/07	10/09/07	gross α	1.1E-03 ± 5.0E-04					
	09/25/07	10/09/07	gross β	9.1E-03 ± 1.4E-03					
	10/09/07	10/23/07	gross α	1.3E-03 ± 5.7E-04					
	10/09/07	10/23/07	gross β	1.5E-02 ± 1.9E-03					
	10/23/07	11/07/07	gross α	1.3E-03 ± 5.5E-04					
	10/23/07	11/07/07	gross β	2.8E-02 ± 2.9E-03					
	11/07/07	11/20/07	gross α	1.5E-03 ± 6.1E-04					
	11/07/07	11/20/07	gross β	2.0E-02 ± 2.4E-03					
	11/20/07	12/04/07	gross α	2.2E-03 ± 7.1E-04					
	11/20/07	12/04/07	gross β	3.2E-02 ± 3.3E-03					
	12/04/07	12/18/07	gross α	1.9E-03 ± 6.7E-04					
	12/04/07	12/18/07	gross β	2.4E-02 ± 2.6E-03					
	12/18/07	01/02/08	gross α	4.7E-04 ± 4.4E-04					
	12/18/07	01/02/08	gross β	7.1E-03 ± 1.2E-03					

RQ = Result Qualifier. U = The analyte was analyzed for but not detected.

Table 2-4. Near-Facility Air Sampling Results, 2007 (pCi/m³ ± total analytical uncertainty).
(85 sheets total)

Location	Sample On	Sample Off	Isotope	Result ± Uncertainty	Location	Composite Period	Isotope	Result ± Uncertainty	RQ*
N521 (100-F)	01/03/07	01/16/07	gross α	1.6E-03 ± 6.4E-04	N521	01/03/07 to 06/19/07	⁶⁰ Co	1.3E-04 ± 9.0E-05	U
	01/03/07	01/16/07	gross β	2.4E-02 ± 2.7E-03			¹³⁴ Cs	-2.7E-05 ± 7.4E-05	U
	01/16/07	01/30/07	gross α	3.6E-03 ± 9.4E-04			¹³⁷ Cs	-5.1E-05 ± 6.7E-05	U
	01/16/07	01/30/07	gross β	5.6E-02 ± 5.0E-03			¹⁵² Eu	-2.4E-05 ± 1.5E-04	U
	01/30/07	02/13/07	gross α	2.9E-03 ± 8.5E-04			¹⁵⁴ Eu	-9.1E-05 ± 2.3E-04	U
	01/30/07	02/13/07	gross β	4.4E-02 ± 4.2E-03			¹⁵⁵ Eu	-6.8E-05 ± 1.8E-04	U
	02/13/07	02/28/07	gross α	1.0E-03 ± 4.7E-04			²³⁸ Pu	7.5E-07 ± 7.7E-07	U
	02/13/07	02/28/07	gross β	7.8E-03 ± 1.2E-03			^{239/240} Pu	2.3E-06 ± 3.5E-06	U
	02/28/07	03/13/07	gross α	1.4E-03 ± 6.0E-04			¹⁰⁶ Ru	2.1E-04 ± 6.2E-04	U
	02/28/07	03/13/07	gross β	1.6E-02 ± 2.1E-03			¹²⁵ Sb	-6.7E-06 ± 6.7E-05	U
	03/13/07	03/27/07	gross α	8.8E-04 ± 5.9E-04			⁹⁰ Sr	-1.7E-04 ± 1.8E-04	U
	03/13/07	03/27/07	gross β	6.7E-03 ± 1.2E-03			²³⁴ U	7.6E-06 ± 5.6E-06	
	03/27/07	04/11/07	gross α	1.4E-03 ± 5.6E-04			²³⁵ U	5.0E-06 ± 4.5E-06	
	03/27/07	04/11/07	gross β	1.1E-02 ± 1.6E-03			²³⁸ U	1.1E-05 ± 7.6E-06	
	04/11/07	04/24/07	gross α	3.1E-04 ± 4.4E-04	N521	06/19/07 to 01/02/08	⁶⁰ Co	-2.9E-05 ± 9.3E-05	U
	04/11/07	04/24/07	gross β	5.9E-03 ± 1.1E-03			¹³⁴ Cs	-3.4E-05 ± 8.9E-05	U
	04/24/07	05/08/07	gross α	8.8E-04 ± 5.9E-04			¹³⁷ Cs	-3.3E-05 ± 8.5E-05	U
	04/24/07	05/08/07	gross β	1.0E-02 ± 1.5E-03			¹⁵² Eu	8.1E-05 ± 2.1E-04	U
	05/08/07	05/22/07	gross α	1.6E-03 ± 6.3E-04			¹⁵⁴ Eu	-1.9E-05 ± 1.9E-04	U
	05/08/07	05/22/07	gross β	1.3E-02 ± 1.8E-03			¹⁵⁵ Eu	7.6E-05 ± 1.8E-04	U
	05/22/07	06/05/07	gross α	1.9E-03 ± 6.8E-04			²³⁸ Pu	-1.5E-06 ± 2.3E-06	U
	05/22/07	06/05/07	gross β	1.6E-02 ± 2.0E-03			^{239/240} Pu	7.7E-07 ± 2.7E-06	U
	06/05/07	06/19/07	gross α	1.0E-03 ± 6.2E-04			¹⁰⁶ Ru	-1.3E-05 ± 1.3E-04	U
	06/05/07	06/19/07	gross β	7.0E-03 ± 1.2E-03			¹²⁵ Sb	5.1E-05 ± 2.5E-04	U
	06/19/07	07/03/07	gross α	1.1E-03 ± 5.1E-04			⁹⁰ Sr	-6.5E-05 ± 6.8E-05	U
	06/19/07	07/03/07	gross β	9.1E-03 ± 1.4E-03			²³⁴ U	1.7E-05 ± 9.6E-06	
	07/03/07	07/17/07	gross α	1.9E-03 ± 6.7E-04			²³⁵ U	1.4E-06 ± 2.8E-06	U
	07/03/07	07/17/07	gross β	1.3E-02 ± 1.7E-03			²³⁸ U	9.6E-06 ± 6.9E-06	
	07/17/07	07/31/07	gross α	6.3E-04 ± 5.2E-04					
	07/17/07	07/31/07	gross β	1.2E-02 ± 1.6E-03					
	07/31/07	08/14/07	gross α	5.2E-04 ± 4.9E-04					
	07/31/07	08/14/07	gross β	1.1E-02 ± 1.6E-03					
	08/14/07	08/29/07	gross α	1.1E-03 ± 5.1E-04					
	08/14/07	08/29/07	gross β	1.4E-02 ± 1.7E-03					
	08/29/07	09/12/07	gross α	5.6E-05 ± 3.0E-04					
	08/29/07	09/12/07	gross β	1.4E-02 ± 1.8E-03					
	09/12/07	09/25/07	gross α	1.4E-03 ± 6.0E-04					
	09/12/07	09/25/07	gross β	1.3E-02 ± 1.8E-03					
	09/25/07	10/09/07	gross α	4.8E-04 ± 4.6E-04					
	09/25/07	10/09/07	gross β	7.4E-03 ± 1.2E-03					
	10/09/07	10/23/07	gross α	1.6E-03 ± 6.1E-04					
	10/09/07	10/23/07	gross β	1.2E-02 ± 1.7E-03					
	10/23/07	11/07/07	gross α	1.1E-03 ± 5.0E-04					
	10/23/07	11/07/07	gross β	2.4E-02 ± 2.6E-03					
	11/07/07	11/20/07	gross α	1.3E-03 ± 5.6E-04					
	11/07/07	11/20/07	gross β	2.2E-02 ± 2.5E-03					
	11/20/07	12/04/07	gross α	2.2E-03 ± 7.3E-04					
	11/20/07	12/04/07	gross β	2.8E-02 ± 2.9E-03					
	12/04/07	12/18/07	gross α	2.3E-03 ± 7.7E-04					
	12/04/07	12/18/07	gross β	2.9E-02 ± 3.1E-03					
	12/18/07	01/02/08	gross α	8.9E-04 ± 5.5E-04					
	12/18/07	01/02/08	gross β	7.0E-03 ± 1.2E-03					

RQ = Result Qualifier. U = The analyte was analyzed for but not detected.

Table 2-4. Near-Facility Air Sampling Results, 2007 (pCi/m³ ± total analytical uncertainty).
(85 sheets total)

Location	Sample On	Sample Off	Isotope	Result ± Uncertainty	Location	Composite Period	Isotope	Result ± Uncertainty	RQ*
N552	01/03/07	01/16/07	gross α	1.0E-03 ± 6.5E-04	N552	01/03/07 to 06/19/07	⁶⁰ Co	3.5E-05 ± 1.3E-04	U
(100-F)	01/03/07	01/16/07	gross β	2.3E-02 ± 2.8E-03			¹³⁴ Cs	1.9E-04 ± 1.5E-04	U
	01/16/07	01/30/07	gross α	2.0E-03 ± 6.9E-04			¹³⁷ Cs	-7.6E-05 ± 1.1E-04	U
	01/16/07	01/30/07	gross β	3.9E-02 ± 4.3E-03			¹⁵² Eu	8.0E-05 ± 2.6E-04	U
	01/30/07	02/13/07	gross α	2.2E-03 ± 7.4E-04			¹⁵⁴ Eu	8.4E-05 ± 3.2E-04	U
	01/30/07	02/13/07	gross β	3.5E-02 ± 3.9E-03			¹⁵⁵ Eu	6.3E-05 ± 2.0E-04	U
	02/13/07	02/28/07	gross α	4.7E-04 ± 4.4E-04			²³⁸ Pu	6.9E-07 ± 4.2E-06	U
	02/13/07	02/28/07	gross β	7.3E-03 ± 1.2E-03			^{239/240} Pu	1.4E-06 ± 2.0E-06	U
	02/28/07	03/13/07	gross α	1.2E-03 ± 5.5E-04			¹⁰⁶ Ru	-8.1E-04 ± 1.0E-03	U
	02/28/07	03/13/07	gross β	1.4E-02 ± 2.0E-03			¹²⁵ Sb	1.1E-04 ± 2.6E-04	U
	03/13/07	03/27/07	gross α	9.4E-04 ± 5.9E-04			⁹⁰ Sr	-2.0E-04 ± 2.0E-04	U
	03/13/07	03/27/07	gross β	8.3E-03 ± 1.4E-03			²³⁴ U	1.0E-05 ± 6.9E-06	
	03/27/07	04/11/07	gross α	9.6E-04 ± 6.0E-04			²³⁵ U	1.6E-06 ± 4.5E-06	U
	03/27/07	04/11/07	gross β	1.1E-02 ± 1.7E-03			²³⁸ U	3.6E-06 ± 4.5E-06	U
	04/11/07	04/24/07	gross α	1.0E-03 ± 6.4E-04					
	04/11/07	04/24/07	gross β	1.0E-02 ± 1.6E-03	N552	06/19/07 to 01/02/08	⁶⁰ Co	-7.6E-05 ± 1.0E-04	U
	04/24/07	05/08/07	gross α	5.1E-04 ± 4.9E-04			¹³⁴ Cs	-5.0E-05 ± 9.3E-05	U
	04/24/07	05/08/07	gross β	8.8E-03 ± 1.5E-03			¹³⁷ Cs	-4.0E-05 ± 8.3E-05	U
	05/08/07	05/22/07	gross α	1.8E-03 ± 6.7E-04			¹⁵² Eu	4.0E-05 ± 2.3E-04	U
	05/08/07	05/22/07	gross β	1.5E-02 ± 2.1E-03			¹⁵⁴ Eu	1.0E-04 ± 3.0E-04	U
	05/22/07	06/05/07	gross α	1.1E-03 ± 5.4E-04			¹⁵⁵ Eu	-5.2E-05 ± 1.7E-04	U
	05/22/07	06/05/07	gross β	1.6E-02 ± 2.2E-03			²³⁸ Pu	2.2E-06 ± 3.5E-06	U
	06/05/07	06/19/07	gross α	5.3E-04 ± 5.0E-04			^{239/240} Pu	5.4E-07 ± 1.1E-06	U
	06/05/07	06/19/07	gross β	6.1E-03 ± 1.2E-03			¹⁰⁶ Ru	7.9E-04 ± 8.1E-04	U
	06/19/07	07/03/07	gross α	1.6E-04 ± 3.5E-04			¹²⁵ Sb	1.7E-05 ± 1.7E-04	U
	06/19/07	07/03/07	gross β	1.0E-02 ± 1.6E-03			⁹⁰ Sr	1.2E-05 ± 1.2E-04	U
	07/03/07	07/17/07	gross α	1.0E-03 ± 6.2E-04			²³⁴ U	1.6E-05 ± 9.5E-06	
	07/03/07	07/17/07	gross β	1.4E-02 ± 1.9E-03			²³⁵ U	3.2E-06 ± 3.5E-06	
	07/17/07	07/31/07	gross α	1.4E-03 ± 5.7E-04			²³⁸ U	1.8E-05 ± 1.0E-05	
	07/17/07	07/31/07	gross β	1.1E-02 ± 1.6E-03					
	07/31/07	08/14/07	gross α	1.1E-03 ± 5.3E-04					
	07/31/07	08/14/07	gross β	1.0E-02 ± 1.6E-03					
	08/14/07	08/29/07	gross α	1.3E-03 ± 5.4E-04					
	08/14/07	08/29/07	gross β	1.1E-02 ± 1.7E-03					
	08/29/07	09/12/07	gross α	9.7E-04 ± 6.1E-04					
	08/29/07	09/12/07	gross β	1.5E-02 ± 2.1E-03					
	09/12/07	09/25/07	gross α	1.6E-03 ± 6.4E-04					
	09/12/07	09/25/07	gross β	1.3E-02 ± 1.9E-03					
	09/25/07	10/09/07	gross α	1.0E-03 ± 6.2E-04					
	09/25/07	10/09/07	gross β	1.0E-02 ± 1.6E-03					
	10/09/07	10/23/07	gross α	1.1E-03 ± 5.3E-04					
	10/09/07	10/23/07	gross β	1.8E-02 ± 2.4E-03					
	10/23/07	11/07/07	gross α	2.3E-03 ± 7.5E-04					
	10/23/07	11/07/07	gross β	2.9E-02 ± 3.3E-03					
	11/07/07	11/20/07	gross α	7.0E-04 ± 5.7E-04					
	11/07/07	11/20/07	gross β	2.9E-02 ± 3.4E-03					
	11/20/07	12/04/07	gross α	2.1E-03 ± 7.2E-04					
	11/20/07	12/04/07	gross β	3.0E-02 ± 3.4E-03					
	12/04/07	12/18/07	gross α	3.0E-03 ± 8.8E-04					
	12/04/07	12/18/07	gross β	3.6E-02 ± 4.0E-03					
	12/18/07	01/02/08	gross α	4.5E-04 ± 4.3E-04					
	12/18/07	01/02/08	gross β	6.5E-03 ± 1.2E-03					

RQ = Result Qualifier. U = The analyte was analyzed for but not detected.

Table 2-4. Near-Facility Air Sampling Results, 2007 (pCi/m³ ± total analytical uncertainty).
(85 sheets total)

Location	Sample On	Sample Off	Isotope	Result ± Uncertainty	Location	Composite Period	Isotope	Result ± Uncertainty	RQ*
N553	01/03/07	01/16/07	gross α	1.6E-03 ± 6.5E-04	N553	01/03/07 to 06/19/07	⁶⁰ Co	-4.9E-05 ± 9.2E-05	U
(100-F)	01/03/07	01/16/07	gross β	2.3E-02 ± 2.8E-03			¹³⁴ Cs	9.2E-06 ± 7.5E-05	U
	01/16/07	01/30/07	gross α	1.8E-03 ± 6.6E-04			¹³⁷ Cs	1.1E-04 ± 8.2E-05	U
	01/16/07	01/30/07	gross β	3.4E-02 ± 3.8E-03			¹⁵² Eu	4.1E-07 ± 4.1E-06	U
	01/30/07	02/13/07	gross α	2.0E-03 ± 7.2E-04			¹⁵⁴ Eu	1.2E-04 ± 2.4E-04	U
	01/30/07	02/13/07	gross β	4.5E-02 ± 4.8E-03			¹⁵⁵ Eu	7.2E-05 ± 1.7E-04	U
	02/13/07	02/28/07	gross α	1.2E-03 ± 5.1E-04			²³⁸ Pu	-1.3E-06 ± 3.3E-06	U
	02/13/07	02/28/07	gross β	6.1E-03 ± 1.1E-03			^{239/240} Pu	1.3E-06 ± 1.9E-06	U
	02/28/07	03/13/07	gross α	1.4E-03 ± 6.1E-04			¹⁰⁶ Ru	2.8E-04 ± 6.2E-04	U
	02/28/07	03/13/07	gross β	1.6E-02 ± 2.2E-03			¹²⁵ Sb	5.7E-05 ± 1.5E-04	U
	03/13/07	03/27/07	gross α	1.4E-03 ± 5.9E-04			⁹⁰ Sr	-9.8E-06 ± 1.0E-05	U
	03/13/07	03/27/07	gross β	8.7E-03 ± 1.5E-03			²³⁴ U	1.5E-05 ± 9.6E-06	
	03/27/07	04/11/07	gross α	1.1E-03 ± 5.3E-04			²³⁵ U	4.6E-06 ± 5.7E-06	U
	03/27/07	04/11/07	gross β	1.2E-02 ± 1.8E-03			²³⁸ U	9.2E-06 ± 6.4E-06	
	04/11/07	04/24/07	gross α	1.2E-03 ± 5.6E-04					
	04/11/07	04/24/07	gross β	8.7E-03 ± 1.5E-03	N553	06/19/07 to 01/02/08	⁶⁰ Co	-5.2E-05 ± 7.6E-05	U
	04/24/07	05/08/07	gross α	6.8E-04 ± 5.6E-04			¹³⁴ Cs	1.4E-05 ± 6.4E-05	U
	04/24/07	05/08/07	gross β	1.0E-02 ± 1.7E-03			¹³⁷ Cs	6.5E-05 ± 6.4E-05	U
	05/08/07	05/22/07	gross α	1.5E-03 ± 6.5E-04			¹⁵² Eu	3.7E-05 ± 1.3E-04	U
	05/08/07	05/22/07	gross β	1.5E-02 ± 2.1E-03			¹⁵⁴ Eu	-1.0E-04 ± 1.9E-04	U
	05/22/07	06/05/07	gross α	1.0E-03 ± 6.4E-04			¹⁵⁵ Eu	-3.5E-05 ± 1.4E-04	U
	05/22/07	06/05/07	gross β	1.5E-02 ± 2.1E-03			²³⁸ Pu	-5.5E-07 ± 2.5E-06	U
	06/05/07	06/19/07	gross α	3.2E-04 ± 4.6E-04			^{239/240} Pu	2.8E-06 ± 3.1E-06	U
	06/05/07	06/19/07	gross β	6.7E-03 ± 1.3E-03			¹⁰⁶ Ru	1.3E-04 ± 5.0E-04	U
	06/19/07	07/03/07	gross α	1.7E-03 ± 6.6E-04			¹²⁵ Sb	-8.1E-05 ± 1.4E-04	U
	06/19/07	07/03/07	gross β	1.1E-02 ± 1.7E-03			⁹⁰ Sr	-1.2E-05 ± 1.2E-05	U
	07/03/07	07/17/07	gross α	2.2E-03 ± 7.6E-04			²³⁴ U	1.8E-05 ± 1.1E-05	
	07/03/07	07/17/07	gross β	1.1E-02 ± 1.7E-03			²³⁵ U	1.8E-06 ± 2.6E-06	U
	07/17/07	07/31/07	gross α	1.1E-03 ± 5.0E-04			²³⁸ U	9.7E-06 ± 6.7E-06	
	07/17/07	07/31/07	gross β	9.2E-03 ± 1.5E-03					
	07/31/07	08/14/07	gross α	5.2E-04 ± 4.9E-04					
	07/31/07	08/14/07	gross β	9.5E-03 ± 1.5E-03					
	08/14/07	08/29/07	gross α	4.8E-04 ± 4.5E-04					
	08/14/07	08/29/07	gross β	1.4E-02 ± 1.9E-03					
	08/29/07	09/12/07	gross α	1.6E-03 ± 6.2E-04					
	08/29/07	09/12/07	gross β	1.5E-02 ± 2.1E-03					
	09/12/07	09/25/07	gross α	1.0E-03 ± 6.4E-04					
	09/12/07	09/25/07	gross β	1.0E-02 ± 1.6E-03					
	09/25/07	10/09/07	gross α	6.3E-04 ± 5.1E-04					
	09/25/07	10/09/07	gross β	7.8E-03 ± 1.3E-03					
	10/09/07	10/23/07	gross α	1.1E-03 ± 5.3E-04					
	10/09/07	10/23/07	gross β	1.7E-02 ± 2.3E-03					
	10/23/07	11/07/07	gross α	1.3E-03 ± 5.3E-04					
	10/23/07	11/07/07	gross β	2.6E-02 ± 3.0E-03					
	11/07/07	11/20/07	gross α	1.0E-03 ± 6.4E-04					
	11/07/07	11/20/07	gross β	2.2E-02 ± 2.7E-03					
	11/20/07	12/04/07	gross α	2.5E-03 ± 7.7E-04					
	11/20/07	12/04/07	gross β	2.8E-02 ± 3.2E-03					
	12/04/07	12/18/07	gross α	1.5E-03 ± 6.0E-04					
	12/04/07	12/18/07	gross β	3.0E-02 ± 3.4E-03					
	12/18/07	01/02/08	gross α	4.6E-04 ± 4.4E-04					
	12/18/07	01/02/08	gross β	6.3E-03 ± 1.1E-03					

RQ = Result Qualifier. U = The analyte was analyzed for but not detected.

Table 2-4. Near-Facility Air Sampling Results, 2007 (pCi/m³ ± total analytical uncertainty).
(85 sheets total)

Location	Sample On	Sample Off	Isotope	Result ± Uncertainty	Location	Composite Period	Isotope	Result ± Uncertainty	RQ*
N401	12/19/06	01/16/07	gross α	1.8E-03 ± 4.6E-04	N401	12/19/06 to 06/19/07	²⁴¹ Am	1.6E-05 ± 9.6E-06	
(100-K)	12/19/06	01/16/07	gross β	2.5E-02 ± 2.3E-03			⁶⁰ Co	-2.1E-05 ± 8.4E-05	U
	01/16/07	01/30/07	gross α	1.1E-03 ± 6.6E-04			¹³⁴ Cs	4.0E-05 ± 7.6E-05	U
	01/16/07	01/30/07	gross β	3.6E-02 ± 3.6E-03			¹³⁷ Cs	4.3E-05 ± 7.4E-05	U
	01/30/07	02/13/07	gross α	2.1E-03 ± 6.9E-04			¹⁵² Eu	2.8E-06 ± 2.8E-05	U
	01/30/07	02/13/07	gross β	4.4E-02 ± 4.2E-03			¹⁵⁴ Eu	6.6E-05 ± 2.3E-04	U
	02/13/07	02/28/07	gross α	1.1E-03 ± 4.9E-04			¹⁵⁵ Eu	9.9E-05 ± 1.7E-04	U
	02/13/07	02/28/07	gross β	7.6E-03 ± 1.2E-03			²³⁸ Pu	4.7E-06 ± 2.1E-05	U
	02/28/07	03/27/07	gross α	2.1E-03 ± 5.1E-04			^{239/240} Pu	3.1E-06 ± 8.9E-06	U
	02/28/07	03/27/07	gross β	1.4E-02 ± 1.5E-03			²⁴¹ Pu	2.2E-05 ± 2.2E-04	U
	03/27/07	04/11/07	gross α	1.3E-03 ± 8.6E-04			¹⁰⁶ Ru	1.2E-04 ± 6.3E-04	U
	03/27/07	04/11/07	gross β	1.4E-02 ± 2.2E-03			¹²⁵ Sb	-6.2E-05 ± 1.5E-04	U
	04/11/07	05/08/07	gross α	6.0E-04 ± 2.8E-04			⁹⁰ Sr	4.8E-05 ± 1.7E-04	U
	04/11/07	05/08/07	gross β	8.3E-03 ± 1.0E-03			²³⁴ U	7.9E-06 ± 6.4E-06	
	05/08/07	05/22/07	gross α	9.5E-04 ± 5.9E-04			²³⁵ U	3.1E-06 ± 3.4E-06	
	05/08/07	05/22/07	gross β	1.3E-02 ± 1.7E-03			²³⁸ U	4.3E-06 ± 3.9E-06	
	05/22/07	06/05/07	gross α	9.3E-04 ± 5.8E-04					
	05/22/07	06/05/07	gross β	1.7E-02 ± 2.0E-03	N401	06/19/07 to 01/02/08	²⁴¹ Am	1.1E-05 ± 6.7E-06	
	06/05/07	06/19/07	gross α	1.4E-03 ± 5.6E-04			⁶⁰ Co	-3.8E-05 ± 1.0E-04	U
	06/05/07	06/19/07	gross β	6.9E-03 ± 1.2E-03			¹³⁴ Cs	8.6E-05 ± 9.8E-05	U
	06/19/07	07/03/07	gross α	1.2E-03 ± 5.3E-04			¹³⁷ Cs	-2.9E-05 ± 8.6E-05	U
	06/19/07	07/03/07	gross β	7.7E-03 ± 1.3E-03			¹⁵² Eu	-1.0E-04 ± 2.2E-04	U
	07/03/07	07/17/07	gross α	1.6E-04 ± 3.5E-04			¹⁵⁴ Eu	2.0E-04 ± 2.7E-04	U
	07/03/07	07/17/07	gross β	9.5E-03 ± 1.4E-03			¹⁵⁵ Eu	3.1E-05 ± 2.0E-04	U
	07/17/07	07/31/07	gross α	7.3E-04 ± 5.3E-04			²³⁸ Pu	5.4E-06 ± 2.2E-05	U
	07/17/07	07/31/07	gross β	1.3E-02 ± 1.7E-03			^{239/240} Pu	4.0E-06 ± 6.2E-06	U
	07/31/07	08/14/07	gross α	1.0E-03 ± 4.9E-04			²⁴¹ Pu	-6.5E-04 ± 6.7E-04	U
	07/31/07	08/14/07	gross β	1.2E-02 ± 1.6E-03			¹⁰⁶ Ru	-5.0E-04 ± 7.9E-04	U
	08/14/07	08/29/07	gross α	4.7E-04 ± 4.4E-04			¹²⁵ Sb	-6.6E-05 ± 2.2E-04	U
	08/14/07	08/29/07	gross β	1.2E-02 ± 1.6E-03			⁹⁰ Sr	-2.5E-04 ± 2.6E-04	U
	08/29/07	09/12/07	gross α	4.6E-04 ± 5.2E-04			²³⁴ U	1.3E-05 ± 8.5E-06	
	08/29/07	09/12/07	gross β	1.6E-02 ± 2.1E-03			²³⁵ U	2.8E-06 ± 3.0E-06	
	09/12/07	09/25/07	gross α	6.8E-04 ± 5.6E-04			²³⁸ U	1.5E-05 ± 8.2E-06	
	09/12/07	09/25/07	gross β	1.3E-02 ± 1.8E-03					
	09/25/07	10/09/07	gross α	1.1E-03 ± 5.0E-04					
	09/25/07	10/09/07	gross β	1.0E-02 ± 1.5E-03					
	10/09/07	10/23/07	gross α	1.2E-03 ± 5.4E-04					
	10/09/07	10/23/07	gross β	1.4E-02 ± 1.8E-03					
	10/23/07	11/07/07	gross α	2.3E-03 ± 7.2E-04					
	10/23/07	11/07/07	gross β	2.8E-02 ± 2.9E-03					
	11/07/07	11/20/07	gross α	1.8E-03 ± 6.6E-04					
	11/07/07	11/20/07	gross β	1.9E-02 ± 2.3E-03					
	11/20/07	12/04/07	gross α	1.5E-03 ± 5.9E-04					
	11/20/07	12/04/07	gross β	1.6E-02 ± 2.0E-03					
	12/04/07	12/18/07	gross α	1.2E-03 ± 5.4E-04					
	12/04/07	12/18/07	gross β	2.8E-02 ± 2.9E-03					
	12/18/07	01/02/08	gross α	3.5E-04 ± 4.0E-04					
	12/18/07	01/02/08	gross β	8.9E-03 ± 1.3E-03					

RQ = Result Qualifier. U = The analyte was analyzed for but not detected.

Table 2-4. Near-Facility Air Sampling Results, 2007 (pCi/m³ ± total analytical uncertainty).
(85 sheets total)

Location	Sample On	Sample Off	Isotope	Result ± Uncertainty	Location	Composite Period	Isotope	Result ± Uncertainty	RQ*
N402 (100-K)	12/19/06	01/16/07	gross α	1.8E-03 ± 4.6E-04	N402	12/19/06 to 06/19/07	²⁴¹ Am	1.3E-05 ± 7.2E-06	
	12/19/06	01/16/07	gross β	2.3E-02 ± 2.2E-03			⁶⁰ Co	3.6E-05 ± 8.7E-05	U
	01/16/07	01/30/07	gross α	1.1E-03 ± 6.6E-04			¹³⁴ Cs	1.4E-05 ± 6.5E-05	U
	01/16/07	01/30/07	gross β	3.2E-02 ± 3.3E-03			¹³⁷ Cs	4.0E-05 ± 5.9E-05	U
	01/30/07	02/13/07	gross α	2.4E-03 ± 7.5E-04			¹⁵² Eu	-5.5E-05 ± 1.3E-04	U
	01/30/07	02/13/07	gross β	4.1E-02 ± 3.9E-03			¹⁵⁴ Eu	1.0E-04 ± 1.8E-04	U
	02/13/07	02/28/07	gross α	2.9E-04 ± 4.1E-04			¹⁵⁵ Eu	8.8E-05 ± 1.4E-04	U
	02/13/07	02/28/07	gross β	7.5E-03 ± 1.2E-03			²³⁸ Pu	-5.4E-06 ± 2.4E-05	U
	02/28/07	03/13/07	gross α	9.0E-04 ± 6.0E-04			^{239/240} Pu	1.8E-06 ± 8.0E-06	U
	02/28/07	03/13/07	gross β	1.2E-02 ± 1.7E-03			²⁴¹ Pu	8.1E-05 ± 4.8E-04	U
	03/13/07	03/27/07	gross α	1.1E-03 ± 5.1E-04			¹⁰⁶ Ru	-5.2E-04 ± 5.6E-04	U
	03/13/07	03/27/07	gross β	1.3E-02 ± 1.8E-03			¹²⁵ Sb	2.4E-05 ± 1.3E-04	U
	03/27/07	04/11/07	gross α	4.1E-04 ± 6.0E-04			⁹⁰ Sr	2.8E-05 ± 1.5E-04	
	03/27/07	04/11/07	gross β	1.3E-02 ± 2.0E-03			²³⁴ U	1.0E-05 ± 7.1E-06	
	04/11/07	04/24/07	gross α	4.6E-04 ± 5.3E-04			²³⁵ U	2.6E-06 ± 3.2E-06	
	04/11/07	04/24/07	gross β	7.6E-03 ± 1.4E-03			²³⁸ U	9.7E-06 ± 6.7E-06	
	04/24/07	05/08/07	gross α	8.4E-04 ± 5.6E-04	N402	06/19/07 to 01/02/08	²⁴¹ Am	4.9E-06 ± 4.3E-06	U
	04/24/07	05/08/07	gross β	9.5E-03 ± 1.4E-03			⁶⁰ Co	-5.0E-05 ± 7.3E-05	U
	05/08/07	05/22/07	gross α	1.9E-03 ± 6.6E-04			¹³⁴ Cs	3.6E-06 ± 3.6E-05	U
	05/08/07	05/22/07	gross β	1.4E-02 ± 1.8E-03			¹³⁷ Cs	-1.0E-05 ± 5.5E-05	U
	05/22/07	06/05/07	gross α	1.6E-03 ± 6.1E-04			¹⁵² Eu	9.0E-05 ± 1.4E-04	U
	05/22/07	06/05/07	gross β	2.2E-02 ± 2.5E-03			¹⁵⁴ Eu	-1.0E-04 ± 2.2E-04	U
	06/05/07	06/19/07	gross α	8.2E-04 ± 5.5E-04			¹⁵⁵ Eu	-1.7E-04 ± 1.8E-04	U
	06/05/07	06/19/07	gross β	5.8E-03 ± 1.1E-03			²³⁸ Pu	-5.2E-06 ± 2.2E-05	U
	06/19/07	07/03/07	gross α	8.1E-04 ± 5.5E-04			^{239/240} Pu	7.8E-06 ± 9.5E-06	U
	06/19/07	07/03/07	gross β	9.0E-03 ± 1.4E-03			²⁴¹ Pu	-9.1E-04 ± 9.5E-04	U
	07/03/07	07/17/07	gross α	2.2E-03 ± 7.1E-04			¹⁰⁶ Ru	1.2E-04 ± 4.9E-04	U
	07/03/07	07/17/07	gross β	1.4E-02 ± 1.8E-03			¹²⁵ Sb	1.7E-04 ± 1.4E-04	U
	07/17/07	07/31/07	gross α	1.2E-03 ± 5.3E-04			⁹⁰ Sr	-1.4E-04 ± 1.5E-04	U
	07/17/07	07/31/07	gross β	1.0E-02 ± 1.5E-03			²³⁴ U	1.6E-05 ± 8.7E-06	
	07/31/07	08/14/07	gross α	1.3E-03 ± 5.5E-04			²³⁵ U	1.3E-06 ± 2.6E-06	U
	07/31/07	08/14/07	gross β	1.2E-02 ± 1.6E-03			²³⁸ U	4.0E-06 ± 3.8E-06	U
	08/14/07	08/29/07	gross α	1.6E-04 ± 3.4E-04					
	08/14/07	08/29/07	gross β	1.5E-02 ± 1.9E-03					
	08/29/07	09/12/07	gross α	6.5E-04 ± 5.4E-04					
	08/29/07	09/12/07	gross β	1.5E-02 ± 2.0E-03					
	09/12/07	09/25/07	gross α	8.1E-04 ± 5.9E-04					
	09/12/07	09/25/07	gross β	1.2E-02 ± 1.7E-03					
	09/25/07	10/09/07	gross α	7.0E-04 ± 5.1E-04					
	09/25/07	10/09/07	gross β	7.8E-03 ± 1.3E-03					
	10/09/07	10/23/07	gross α	9.9E-04 ± 6.1E-04					
	10/09/07	10/23/07	gross β	1.3E-02 ± 1.7E-03					
	10/23/07	11/07/07	gross α	1.3E-03 ± 5.5E-04					
	10/23/07	11/07/07	gross β	2.3E-02 ± 2.5E-03					
	11/07/07	11/20/07	gross α	1.9E-03 ± 6.8E-04					
	11/07/07	11/20/07	gross β	1.8E-02 ± 2.2E-03					
	11/20/07	12/04/07	gross α	2.2E-03 ± 7.1E-04					
	11/20/07	12/04/07	gross β	2.9E-02 ± 3.0E-03					
	12/04/07	12/18/07	gross α	8.7E-04 ± 5.8E-04					
	12/04/07	12/18/07	gross β	2.3E-02 ± 2.6E-03					
	12/18/07	01/02/08	gross α	4.5E-04 ± 4.3E-04					
	12/18/07	01/02/08	gross β	7.5E-03 ± 1.2E-03					

RQ = Result Qualifier. U = The analyte was analyzed for but not detected.

Table 2-4. Near-Facility Air Sampling Results, 2007 (pCi/m³ ± total analytical uncertainty).
(85 sheets total)

Location	Sample On	Sample Off	Isotope	Result ± Uncertainty	Location	Composite Period	Isotope	Result ± Uncertainty	RQ*
N403	01/03/07	01/16/07	gross α	1.1E-03 ± 5.4E-04	N403	01/03/07 to 06/19/07	²⁴¹ Am	1.2E-05 ± 7.4E-06	
(100-K)	01/03/07	01/16/07	gross β	2.0E-02 ± 2.4E-03			⁶⁰ Co	4.4E-06 ± 4.4E-05	U
	01/16/07	01/30/07	gross α	1.4E-03 ± 5.9E-04			¹³⁴ Cs	-5.3E-05 ± 7.5E-05	U
	01/16/07	01/30/07	gross β	3.0E-02 ± 3.1E-03			¹³⁷ Cs	1.7E-04 ± 1.2E-04	
	01/30/07	02/13/07	gross α	1.8E-03 ± 6.5E-04			¹⁵² Eu	1.1E-04 ± 1.7E-04	U
	01/30/07	02/13/07	gross β	3.8E-02 ± 3.7E-03			¹⁵⁴ Eu	-4.8E-05 ± 2.0E-04	U
	02/13/07	02/27/07	gross α	7.2E-04 ± 5.3E-04			¹⁵⁵ Eu	-9.8E-06 ± 9.8E-05	U
	02/13/07	02/27/07	gross β	6.8E-03 ± 1.1E-03			²³⁸ Pu	4.8E-06 ± 2.4E-05	U
	02/27/07	03/13/07	gross α	1.3E-03 ± 5.4E-04			^{239/240} Pu	1.1E-05 ± 1.2E-05	U
	02/27/07	03/13/07	gross β	1.3E-02 ± 1.7E-03			²⁴¹ Pu	2.9E-04 ± 4.5E-04	U
	03/13/07	03/27/07	gross α	1.3E-03 ± 5.3E-04			¹⁰⁶ Ru	-1.0E-04 ± 6.4E-04	U
	03/13/07	03/27/07	gross β	1.2E-02 ± 1.6E-03			¹²⁵ Sb	1.4E-04 ± 1.6E-04	U
	03/27/07	04/11/07	gross α	1.4E-03 ± 5.7E-04			⁹⁰ Sr	-1.8E-04 ± 1.9E-04	U
	03/27/07	04/11/07	gross β	1.6E-02 ± 2.0E-03			²³⁴ U	6.6E-06 ± 6.2E-06	U
	04/11/07	04/24/07	gross α	5.4E-04 ± 5.1E-04			²³⁵ U	3.2E-06 ± 3.4E-06	
	04/11/07	04/24/07	gross β	7.1E-03 ± 1.3E-03			²³⁸ U	8.0E-06 ± 6.0E-06	
	04/24/07	05/08/07	gross α	2.1E-03 ± 1.0E-03					
	04/24/07	05/08/07	gross β	1.4E-02 ± 2.4E-03	N403	06/19/07 to 01/02/08	²⁴¹ Am	7.9E-06 ± 5.3E-06	
	05/08/07	05/22/07	gross α	1.4E-03 ± 5.5E-04			⁶⁰ Co	5.7E-05 ± 9.0E-05	U
	05/08/07	05/22/07	gross β	1.6E-02 ± 1.9E-03			¹³⁴ Cs	-1.2E-05 ± 7.0E-05	U
	05/22/07	06/05/07	gross α	1.4E-03 ± 5.8E-04			¹³⁷ Cs	-1.1E-05 ± 7.0E-05	U
	05/22/07	06/05/07	gross β	2.0E-02 ± 2.3E-03			¹⁵² Eu	4.8E-05 ± 1.6E-04	U
	06/05/07	06/19/07	gross α	7.3E-04 ± 5.4E-04			¹⁵⁴ Eu	1.8E-04 ± 2.8E-04	U
	06/05/07	06/19/07	gross β	5.4E-03 ± 1.0E-03			¹⁵⁵ Eu	9.2E-05 ± 1.6E-04	U
	06/19/07	07/03/07	gross α	7.2E-04 ± 5.3E-04			²³⁸ Pu	-1.4E-05 ± 2.7E-05	U
	06/19/07	07/03/07	gross β	9.4E-03 ± 1.4E-03			^{239/240} Pu	1.1E-05 ± 1.0E-05	U
	07/03/07	07/17/07	gross α	1.1E-03 ± 5.0E-04			²⁴¹ Pu	-1.1E-03 ± 1.1E-03	U
	07/03/07	07/17/07	gross β	1.5E-02 ± 1.9E-03			¹⁰⁶ Ru	-4.2E-05 ± 4.2E-04	U
	07/17/07	07/31/07	gross α	1.2E-03 ± 5.2E-04			¹²⁵ Sb	3.3E-05 ± 1.6E-04	U
	07/17/07	07/31/07	gross β	1.1E-02 ± 1.5E-03			⁹⁰ Sr	5.5E-06 ± 5.5E-05	U
	07/31/07	08/14/07	gross α	5.0E-04 ± 4.7E-04			²³⁴ U	1.8E-05 ± 9.8E-06	
	07/31/07	08/14/07	gross β	1.1E-02 ± 1.5E-03			²³⁵ U	7.0E-07 ± 2.4E-06	U
	08/14/07	08/29/07	gross α	2.9E-03 ± 1.2E-03			²³⁸ U	1.0E-05 ± 6.4E-06	
	08/14/07	08/29/07	gross β	2.8E-02 ± 3.7E-03					
	08/29/07	09/12/07	gross α	5.9E-04 ± 8.5E-04					
	08/29/07	09/12/07	gross β	3.3E-02 ± 4.1E-03					
	09/12/07	09/25/07	gross α	1.3E-03 ± 5.8E-04					
	09/12/07	09/25/07	gross β	1.4E-02 ± 1.9E-03					
	09/25/07	10/09/07	gross α	9.4E-04 ± 5.8E-04					
	09/25/07	10/09/07	gross β	1.3E-02 ± 1.7E-03					
	10/09/07	10/23/07	gross α	1.5E-03 ± 6.1E-04					
	10/09/07	10/23/07	gross β	1.6E-02 ± 2.0E-03					
	10/23/07	11/07/07	gross α	2.0E-03 ± 6.8E-04					
	10/23/07	11/07/07	gross β	2.7E-02 ± 2.8E-03					
	11/07/07	11/20/07	gross α	1.6E-03 ± 6.4E-04					
	11/07/07	11/20/07	gross β	2.1E-02 ± 2.4E-03					
	11/20/07	12/04/07	gross α	1.9E-03 ± 6.7E-04					
	11/20/07	12/04/07	gross β	2.9E-02 ± 3.0E-03					
	12/04/07	12/18/07	gross α	1.2E-03 ± 5.5E-04					
	12/04/07	12/18/07	gross β	2.8E-02 ± 2.9E-03					
	12/18/07	01/02/08	gross α	2.5E-04 ± 3.6E-04					
	12/18/07	01/02/08	gross β	7.8E-03 ± 1.2E-03					

RQ = Result Qualifier. U = The analyte was analyzed for but not detected.

Table 2-4. Near-Facility Air Sampling Results, 2007 (pCi/m³ ± total analytical uncertainty).
(85 sheets total)

Location	Sample On	Sample Off	Isotope	Result ± Uncertainty	Location	Composite Period	Isotope	Result ± Uncertainty	RQ*
N404	01/03/07	01/16/07	gross α	2.0E-03 ± 8.2E-04	N404	01/03/07 to 06/19/07	²⁴¹ Am	1.9E-05 ± 1.1E-05	
(100-K)	01/03/07	01/16/07	gross β	2.5E-02 ± 3.0E-03			⁶⁰ Co	-1.2E-05 ± 1.2E-04	U
	01/16/07	01/30/07	gross α	4.1E-04 ± 5.8E-04			¹³⁴ Cs	-1.2E-04 ± 1.4E-04	U
	01/16/07	01/30/07	gross β	7.0E-03 ± 1.4E-03			¹³⁷ Cs	7.6E-05 ± 1.4E-04	U
	01/30/07	02/13/07	gross α	2.4E-03 ± 7.7E-04			¹⁵² Eu	4.8E-05 ± 3.1E-04	U
	01/30/07	02/13/07	gross β	3.4E-02 ± 3.5E-03			¹⁵⁴ Eu	-5.3E-06 ± 5.3E-05	U
	02/13/07	02/27/07	gross α	4.3E-04 ± 4.8E-04			¹⁵⁵ Eu	-2.7E-05 ± 2.4E-04	U
	02/13/07	02/27/07	gross β	4.2E-03 ± 9.4E-04			²³⁸ Pu	-7.3E-06 ± 2.8E-05	U
	02/27/07	03/13/07	gross α	5.2E-04 ± 4.9E-04			^{239/240} Pu	1.2E-05 ± 1.6E-05	U
	02/27/07	03/13/07	gross β	1.5E-02 ± 1.9E-03			²⁴¹ Pu	5.3E-04 ± 6.7E-04	U
	03/13/07	03/27/07	gross α	4.1E-04 ± 4.6E-04			¹⁰⁶ Ru	-6.2E-04 ± 1.1E-03	U
	03/13/07	03/27/07	gross β	7.2E-03 ± 1.3E-03			¹²⁵ Sb	-8.6E-05 ± 3.0E-04	U
	03/27/07	04/11/07	gross α	1.1E-03 ± 8.1E-04			⁹⁰ Sr	-4.4E-04 ± 4.5E-04	U
	03/27/07	04/11/07	gross β	4.5E-03 ± 1.2E-03			²³⁴ U	4.1E-06 ± 6.6E-06	U
	04/11/07	04/24/07	gross α	7.2E-04 ± 5.9E-04			²³⁵ U	-9.0E-07 ± 1.8E-06	U
	04/11/07	04/24/07	gross β	7.3E-03 ± 1.3E-03			²³⁸ U	6.6E-06 ± 7.0E-06	U
	04/24/07	05/08/07	gross α	1.2E-03 ± 5.4E-04					
	04/24/07	05/08/07	gross β	8.0E-03 ± 1.3E-03	N404	06/19/07 to 01/02/08	²⁴¹ Am	8.2E-06 ± 5.7E-06	
	05/08/07	05/22/07	gross α	1.3E-03 ± 5.9E-04			⁶⁰ Co	-5.4E-05 ± 8.1E-05	U
	05/08/07	05/22/07	gross β	1.3E-02 ± 1.8E-03			¹³⁴ Cs	-2.0E-05 ± 7.1E-05	U
	05/22/07	06/05/07	gross α	2.6E-03 ± 1.1E-03			¹³⁷ Cs	-3.0E-05 ± 6.6E-05	U
	05/22/07	06/05/07	gross β	2.8E-02 ± 3.6E-03			¹⁵² Eu	-1.2E-04 ± 1.6E-04	U
	06/05/07	06/19/07	gross α	9.8E-04 ± 6.1E-04			¹⁵⁴ Eu	-8.3E-05 ± 2.6E-04	U
	06/05/07	06/19/07	gross β	6.5E-03 ± 1.2E-03			¹⁵⁵ Eu	3.8E-05 ± 1.6E-04	U
	06/19/07	07/03/07	gross α	1.1E-03 ± 5.3E-04			²³⁸ Pu	3.8E-06 ± 2.8E-05	U
	06/19/07	07/03/07	gross β	7.8E-03 ± 1.3E-03			^{239/240} Pu	1.1E-05 ± 1.0E-05	
	07/03/07	07/17/07	gross α	2.2E-03 ± 8.2E-04			²⁴¹ Pu	-1.0E-03 ± 1.1E-03	U
	07/03/07	07/17/07	gross β	1.5E-02 ± 2.1E-03			¹⁰⁶ Ru	9.2E-05 ± 5.9E-04	U
	07/17/07	07/31/07	gross α	1.5E-03 ± 6.0E-04			¹²⁵ Sb	-4.4E-05 ± 1.6E-04	U
	07/17/07	07/31/07	gross β	1.0E-02 ± 1.5E-03			⁹⁰ Sr	-9.4E-05 ± 9.8E-05	U
	07/31/07	08/14/07	gross α	1.3E-03 ± 5.7E-04			²³⁴ U	2.2E-05 ± 1.2E-05	
	07/31/07	08/14/07	gross β	1.4E-02 ± 1.9E-03			²³⁵ U	2.6E-06 ± 3.1E-06	
	08/14/07	08/29/07	gross α	2.5E-03 ± 1.1E-03			²³⁸ U	1.0E-05 ± 6.8E-06	
	08/14/07	08/29/07	gross β	3.1E-02 ± 4.0E-03					
	08/29/07	09/12/07	gross α	2.3E-03 ± 1.1E-03					
	08/29/07	09/12/07	gross β	3.5E-02 ± 4.3E-03					
	09/12/07	09/25/07	gross α	1.9E-03 ± 7.0E-04					
	09/12/07	09/25/07	gross β	1.2E-02 ± 1.7E-03					
	09/25/07	10/09/07	gross α	1.9E-03 ± 6.8E-04					
	09/25/07	10/09/07	gross β	8.6E-03 ± 1.4E-03					
	10/09/07	10/23/07	gross α	1.3E-03 ± 8.0E-04					
	10/09/07	10/23/07	gross β	1.8E-02 ± 2.3E-03					
	10/23/07	11/07/07	gross α	2.2E-03 ± 7.9E-04					
	10/23/07	11/07/07	gross β	3.0E-02 ± 3.2E-03					
	11/07/07	11/20/07	gross α	6.2E-04 ± 5.8E-04					
	11/07/07	11/20/07	gross β	2.3E-02 ± 2.7E-03					
	11/20/07	12/04/07	gross α	7.4E-04 ± 5.5E-04					
	11/20/07	12/04/07	gross β	1.5E-02 ± 1.9E-03					
	12/04/07	12/18/07	gross α	8.8E-04 ± 7.2E-04					
	12/04/07	12/18/07	gross β	1.6E-02 ± 2.2E-03					
	12/18/07	01/02/08	gross α	1.4E-04 ± 3.1E-04					
	12/18/07	01/02/08	gross β	9.5E-03 ± 1.4E-03					

RQ = Result Qualifier. U = The analyte was analyzed for but not detected.

Table 2-4. Near-Facility Air Sampling Results, 2007 (pCi/m³ ± total analytical uncertainty).
(85 sheets total)

Location	Sample On	Sample Off	Isotope	Result ± Uncertainty	Location	Composite Period	Isotope	Result ± Uncertainty	RQ*
N476	01/03/07	01/16/07	gross α	9.5E-04 ± 6.4E-04	N476	01/03/07 to 06/19/07	²⁴¹ Am	1.6E-05 ± 9.0E-06	
(100-K)	01/03/07	01/16/07	gross β	2.6E-02 ± 2.9E-03			⁶⁰ Co	4.0E-05 ± 7.2E-05	U
	01/16/07	01/30/07	gross α	2.4E-03 ± 7.7E-04			¹³⁴ Cs	-3.7E-05 ± 7.2E-05	U
	01/16/07	01/30/07	gross β	3.4E-02 ± 3.5E-03			¹³⁷ Cs	6.3E-05 ± 6.4E-05	U
	01/30/07	02/13/07	gross α	2.3E-03 ± 7.7E-04			¹⁵² Eu	-3.1E-05 ± 1.5E-04	U
	01/30/07	02/13/07	gross β	4.8E-02 ± 4.5E-03			¹⁵⁴ Eu	-9.1E-05 ± 1.8E-04	U
	02/13/07	02/27/07	gross α	4.9E-04 ± 4.6E-04			¹⁵⁵ Eu	4.3E-05 ± 1.6E-04	U
	02/13/07	02/27/07	gross β	6.1E-03 ± 1.1E-03			²³⁸ Pu	3.8E-06 ± 2.7E-05	U
	02/27/07	03/13/07	gross α	4.1E-04 ± 4.6E-04			^{239/240} Pu	3.8E-06 ± 9.5E-06	U
	02/27/07	03/13/07	gross β	1.3E-02 ± 1.7E-03			²⁴¹ Pu	-4.7E-05 ± 4.7E-04	U
	03/13/07	03/27/07	gross α	6.4E-04 ± 5.3E-04			¹⁰⁶ Ru	-2.3E-04 ± 6.2E-04	U
	03/13/07	03/27/07	gross β	1.0E-02 ± 1.5E-03			¹²⁵ Sb	-4.1E-05 ± 1.4E-04	U
	03/27/07	04/11/07	gross α	9.4E-04 ± 5.8E-04			⁹⁰ Sr	-3.8E-04 ± 3.9E-04	U
	03/27/07	04/11/07	gross β	1.6E-02 ± 1.9E-03			²³⁴ U	3.6E-06 ± 4.5E-06	U
	04/11/07	04/24/07	gross α	7.8E-04 ± 5.8E-04			²³⁵ U	7.2E-07 ± 7.4E-07	U
	04/11/07	04/24/07	gross β	7.7E-03 ± 1.3E-03			²³⁸ U	4.3E-06 ± 3.9E-06	
	04/24/07	05/08/07	gross α	1.7E-03 ± 6.3E-04					
	04/24/07	05/08/07	gross β	9.9E-03 ± 1.5E-03	N476	06/19/07 to 01/02/08	²⁴¹ Am	6.1E-06 ± 4.3E-06	
	05/08/07	05/22/07	gross α	1.0E-03 ± 6.3E-04			⁶⁰ Co	1.5E-05 ± 1.0E-04	U
	05/08/07	05/22/07	gross β	1.4E-02 ± 1.8E-03			¹³⁴ Cs	-1.1E-05 ± 1.0E-04	U
	05/22/07	06/05/07	gross α	2.2E-03 ± 7.3E-04			¹³⁷ Cs	6.8E-05 ± 9.9E-05	U
	05/22/07	06/05/07	gross β	2.1E-02 ± 2.4E-03			¹⁵² Eu	1.5E-04 ± 2.3E-04	U
	06/05/07	06/19/07	gross α	4.0E-04 ± 4.5E-04			¹⁵⁴ Eu	-1.8E-05 ± 1.8E-04	U
	06/05/07	06/19/07	gross β	6.7E-03 ± 1.2E-03			¹⁵⁵ Eu	-7.5E-05 ± 1.9E-04	U
	06/19/07	07/03/07	gross α	8.6E-04 ± 5.8E-04			²³⁸ Pu	5.1E-06 ± 1.9E-05	U
	06/19/07	07/03/07	gross β	9.6E-03 ± 1.4E-03			^{239/240} Pu	5.1E-06 ± 5.5E-06	
	07/03/07	07/17/07	gross α	1.0E-03 ± 6.5E-04			²⁴¹ Pu	-1.0E-03 ± 1.1E-03	U
	07/03/07	07/17/07	gross β	1.4E-02 ± 1.9E-03			¹⁰⁶ Ru	-1.0E-03 ± 1.0E-03	U
	07/17/07	07/31/07	gross α	9.7E-04 ± 6.0E-04			¹²⁵ Sb	-8.6E-05 ± 2.4E-04	U
	07/17/07	07/31/07	gross β	1.2E-02 ± 1.6E-03			⁹⁰ Sr	5.1E-05 ± 1.5E-04	U
	07/31/07	08/14/07	gross α	1.0E-03 ± 6.4E-04			²³⁴ U	1.3E-05 ± 8.1E-06	
	07/31/07	08/14/07	gross β	1.2E-02 ± 1.7E-03			²³⁵ U	2.9E-06 ± 3.7E-06	U
	08/14/07	08/29/07	gross α	1.3E-03 ± 5.3E-04			²³⁸ U	7.2E-06 ± 5.1E-06	
	08/14/07	08/29/07	gross β	1.4E-02 ± 1.8E-03					
	08/29/07	09/12/07	gross α	1.2E-03 ± 5.4E-04					
	08/29/07	09/12/07	gross β	1.7E-02 ± 2.1E-03					
	09/12/07	09/25/07	gross α	1.1E-03 ± 6.7E-04					
	09/12/07	09/25/07	gross β	1.4E-02 ± 1.9E-03					
	09/25/07	10/09/07	gross α	5.2E-04 ± 4.9E-04					
	09/25/07	10/09/07	gross β	9.0E-03 ± 1.4E-03					
	10/09/07	10/23/07	gross α	1.4E-03 ± 6.1E-04					
	10/09/07	10/23/07	gross β	1.7E-02 ± 2.2E-03					
	10/23/07	11/07/07	gross α	1.8E-03 ± 7.0E-04					
	10/23/07	11/07/07	gross β	2.7E-02 ± 2.9E-03					
	11/07/07	11/20/07	gross α	1.3E-03 ± 6.1E-04					
	11/07/07	11/20/07	gross β	2.2E-02 ± 2.6E-03					
	11/20/07	12/04/07	gross α	6.7E-04 ± 5.4E-04					
	11/20/07	12/04/07	gross β	3.2E-02 ± 3.3E-03					
	12/04/07	12/18/07	gross α	1.3E-03 ± 5.9E-04					
	12/04/07	12/18/07	gross β	4.1E-02 ± 4.0E-03					
	12/18/07	01/02/08	gross α	5.7E-04 ± 4.7E-04					
	12/18/07	01/02/08	gross β	8.5E-03 ± 1.3E-03					

RQ = Result Qualifier. U = The analyte was analyzed for but not detected.

Table 2-4. Near-Facility Air Sampling Results, 2007 (pCi/m³ ± total analytical uncertainty).
(85 sheets total)

Location	Sample On	Sample Off	Isotope	Result ± Uncertainty	Location	Composite Period	Isotope	Result ± Uncertainty	RQ*
N477	01/03/07	01/16/07	gross α	1.6E-03 ± 6.4E-04	N477	01/03/07 to 06/19/07	²⁴¹ Am	2.0E-05 ± 1.1E-05	
(100-K)	01/03/07	01/16/07	gross β	2.4E-02 ± 2.7E-03			⁶⁰ Co	7.7E-05 ± 9.2E-05	U
	01/16/07	01/30/07	gross α	2.1E-03 ± 7.3E-04			¹³⁴ Cs	-2.9E-05 ± 8.2E-05	U
	01/16/07	01/30/07	gross β	4.3E-02 ± 4.1E-03			¹³⁷ Cs	1.2E-04 ± 9.1E-05	U
	01/30/07	02/13/07	gross α	3.0E-03 ± 8.9E-04			¹⁵² Eu	2.2E-05 ± 1.7E-04	U
	01/30/07	02/13/07	gross β	4.7E-02 ± 4.4E-03			¹⁵⁴ Eu	-1.0E-04 ± 2.6E-04	U
	02/13/07	02/27/07	gross α	1.4E-03 ± 5.6E-04			¹⁵⁵ Eu	8.0E-05 ± 1.8E-04	U
	02/13/07	02/27/07	gross β	7.7E-03 ± 1.3E-03			²³⁸ Pu	1.6E-06 ± 1.7E-06	U
	02/27/07	03/13/07	gross α	5.3E-04 ± 4.9E-04			^{239/240} Pu	1.8E-05 ± 1.4E-05	
	02/27/07	03/13/07	gross β	1.4E-02 ± 1.9E-03			²⁴¹ Pu	-2.4E-05 ± 2.4E-04	U
	03/13/07	03/27/07	gross α	5.0E-04 ± 4.7E-04			¹⁰⁶ Ru	-7.9E-05 ± 6.9E-04	U
	03/13/07	03/27/07	gross β	8.3E-03 ± 1.3E-03			¹²⁵ Sb	1.6E-04 ± 1.7E-04	U
	03/27/07	04/11/07	gross α	1.4E-03 ± 5.6E-04			⁹⁰ Sr	1.0E-04 ± 1.8E-04	U
	03/27/07	04/11/07	gross β	1.3E-02 ± 1.7E-03			²³⁴ U	5.3E-06 ± 5.4E-06	U
	04/11/07	04/24/07	gross α	1.0E-03 ± 6.5E-04			²³⁵ U	1.7E-06 ± 2.4E-06	U
	04/11/07	04/24/07	gross β	8.5E-03 ± 1.4E-03			²³⁸ U	8.4E-06 ± 6.0E-06	
	04/24/07	05/08/07	gross α	1.5E-03 ± 5.9E-04					
	04/24/07	05/08/07	gross β	9.1E-03 ± 1.4E-03	N477	06/19/07 to 01/02/08	²⁴¹ Am	1.4E-05 ± 7.4E-06	
	05/08/07	05/22/07	gross α	1.2E-03 ± 5.4E-04			⁶⁰ Co	3.3E-06 ± 3.3E-05	U
	05/08/07	05/22/07	gross β	1.5E-02 ± 2.0E-03			¹³⁴ Cs	-2.1E-05 ± 6.5E-05	U
	05/22/07	06/05/07	gross α	9.5E-04 ± 5.9E-04			¹³⁷ Cs	1.2E-04 ± 9.0E-05	
	05/22/07	06/05/07	gross β	1.7E-02 ± 2.1E-03			¹⁵² Eu	2.1E-05 ± 1.4E-04	U
	06/05/07	06/19/07	gross α	4.0E-04 ± 4.5E-04			¹⁵⁴ Eu	1.5E-05 ± 1.5E-04	U
	06/05/07	06/19/07	gross β	5.3E-03 ± 1.0E-03			¹⁵⁵ Eu	1.3E-04 ± 1.6E-04	U
	06/19/07	07/03/07	gross α	6.5E-04 ± 5.3E-04			²³⁸ Pu	-1.7E-05 ± 2.2E-05	U
	06/19/07	07/03/07	gross β	9.3E-03 ± 1.4E-03			^{239/240} Pu	1.5E-05 ± 1.1E-05	
	07/03/07	07/17/07	gross α	1.3E-03 ± 5.6E-04			²⁴¹ Pu	-8.2E-04 ± 8.5E-04	U
	07/03/07	07/17/07	gross β	1.2E-02 ± 1.7E-03			¹⁰⁶ Ru	-6.2E-04 ± 6.4E-04	U
	07/17/07	07/31/07	gross α	7.4E-04 ± 5.5E-04			¹²⁵ Sb	-3.6E-05 ± 1.4E-04	U
	07/17/07	07/31/07	gross β	1.4E-02 ± 1.9E-03			⁹⁰ Sr	-1.5E-04 ± 1.6E-04	U
	07/31/07	08/14/07	gross α	1.3E-03 ± 5.6E-04			²³⁴ U	9.3E-06 ± 6.1E-06	
	07/31/07	08/14/07	gross β	1.3E-02 ± 1.7E-03			²³⁵ U	7.2E-07 ± 1.5E-06	U
	08/14/07	08/29/07	gross α	7.8E-04 ± 5.3E-04			²³⁸ U	9.9E-06 ± 6.4E-06	
	08/14/07	08/29/07	gross β	1.2E-02 ± 1.6E-03					
	08/29/07	09/12/07	gross α	1.2E-03 ± 5.4E-04					
	08/29/07	09/12/07	gross β	1.5E-02 ± 2.0E-03					
	09/12/07	09/25/07	gross α	2.0E-03 ± 7.2E-04					
	09/12/07	09/25/07	gross β	1.6E-02 ± 2.1E-03					
	09/25/07	10/09/07	gross α	8.5E-04 ± 5.7E-04					
	09/25/07	10/09/07	gross β	9.9E-03 ± 1.5E-03					
	10/09/07	10/23/07	gross α	1.5E-03 ± 6.2E-04					
	10/09/07	10/23/07	gross β	1.7E-02 ± 2.2E-03					
	10/23/07	11/07/07	gross α	1.7E-03 ± 6.6E-04					
	10/23/07	11/07/07	gross β	2.6E-02 ± 2.9E-03					
	11/07/07	11/20/07	gross α	1.4E-03 ± 6.3E-04					
	11/07/07	11/20/07	gross β	2.0E-02 ± 2.4E-03					
	11/20/07	12/04/07	gross α	1.1E-03 ± 5.2E-04					
	11/20/07	12/04/07	gross β	3.1E-02 ± 3.1E-03					
	12/04/07	12/18/07	gross α	1.6E-03 ± 6.4E-04					
	12/04/07	12/18/07	gross β	3.0E-02 ± 3.2E-03					
	12/18/07	01/02/08	gross α	5.8E-04 ± 4.8E-04					
	12/18/07	01/02/08	gross β	9.9E-03 ± 1.4E-03					

RQ = Result Qualifier. U = The analyte was analyzed for but not detected.

Table 2-4. Near-Facility Air Sampling Results, 2007 (pCi/m³ ± total analytical uncertainty).
(85 sheets total)

Location	Sample On	Sample Off	Isotope	Result ± Uncertainty	Location	Composite Period	Isotope	Result ± Uncertainty	RQ*
N478	12/19/06	01/16/07	gross α	1.9E-03 ± 5.1E-04	N478	12/19/06 to 06/19/07	²⁴¹ Am	1.1E-05 ± 7.0E-06	
(100-K)	12/19/06	01/16/07	gross β	3.0E-02 ± 2.7E-03			⁶⁰ Co	-3.0E-05 ± 8.8E-05	U
	01/16/07	01/30/07	gross α	2.6E-03 ± 7.9E-04			¹³⁴ Cs	4.0E-07 ± 4.0E-06	U
	01/16/07	01/30/07	gross β	4.0E-02 ± 3.8E-03			¹³⁷ Cs	7.4E-05 ± 6.7E-05	U
	01/30/07	02/13/07	gross α	3.8E-03 ± 9.9E-04			¹⁵² Eu	8.9E-05 ± 1.5E-04	U
	01/30/07	02/13/07	gross β	5.1E-02 ± 4.7E-03			¹⁵⁴ Eu	-9.3E-05 ± 2.1E-04	U
	02/13/07	02/28/07	gross α	3.0E-04 ± 4.4E-04			¹⁵⁵ Eu	2.6E-05 ± 1.3E-04	U
	02/13/07	02/28/07	gross β	8.7E-03 ± 1.4E-03			²³⁸ Pu	-3.1E-06 ± 7.6E-06	U
	02/28/07	03/13/07	gross α	1.2E-03 ± 5.6E-04			^{239/240} Pu	6.1E-06 ± 6.5E-06	
	02/28/07	03/13/07	gross β	1.5E-02 ± 2.0E-03			²⁴¹ Pu	3.7E-05 ± 3.7E-04	U
	03/13/07	03/27/07	gross α	2.7E-04 ± 4.0E-04			¹⁰⁶ Ru	-1.5E-04 ± 5.1E-04	U
	03/13/07	03/27/07	gross β	8.3E-03 ± 1.3E-03			¹²⁵ Sb	-1.1E-05 ± 1.1E-04	U
	03/27/07	04/11/07	gross α	8.0E-04 ± 5.4E-04			⁹⁰ Sr	8.0E-05 ± 1.5E-04	U
	03/27/07	04/11/07	gross β	1.5E-02 ± 1.9E-03			²³⁴ U	9.9E-06 ± 6.5E-06	
	04/11/07	04/24/07	gross α	1.0E-03 ± 6.4E-04			²³⁵ U	-7.7E-07 ± 1.6E-06	U
	04/11/07	04/24/07	gross β	7.0E-03 ± 1.2E-03			²³⁸ U	5.0E-06 ± 4.2E-06	
	04/24/07	05/08/07	gross α	1.6E-03 ± 6.1E-04					
	04/24/07	05/08/07	gross β	1.1E-02 ± 1.6E-03	N478	06/19/07 to 01/02/08	²⁴¹ Am	8.8E-06 ± 5.7E-06	
	05/08/07	05/22/07	gross α	1.4E-03 ± 5.9E-04			⁶⁰ Co	-4.7E-06 ± 4.7E-05	U
	05/08/07	05/22/07	gross β	1.3E-02 ± 1.7E-03			¹³⁴ Cs	4.9E-05 ± 7.0E-05	U
	05/22/07	06/05/07	gross α	1.2E-03 ± 5.2E-04			¹³⁷ Cs	1.1E-04 ± 7.5E-05	U
	05/22/07	06/05/07	gross β	1.9E-02 ± 2.2E-03			¹⁵² Eu	7.3E-06 ± 7.3E-05	U
	06/05/07	06/19/07	gross α	5.2E-04 ± 4.9E-04			¹⁵⁴ Eu	1.7E-04 ± 2.5E-04	U
	06/05/07	06/19/07	gross β	7.1E-03 ± 1.2E-03			¹⁵⁵ Eu	-8.3E-05 ± 1.7E-04	U
	06/19/07	07/03/07	gross α	4.0E-04 ± 4.5E-04			²³⁸ Pu	1.6E-07 ± 1.7E-07	U
	06/19/07	07/03/07	gross β	9.6E-03 ± 1.4E-03			^{239/240} Pu	3.2E-06 ± 9.0E-06	U
	07/03/07	07/17/07	gross α	5.3E-04 ± 5.0E-04			²⁴¹ Pu	-1.1E-03 ± 1.2E-03	U
	07/03/07	07/17/07	gross β	1.3E-02 ± 1.8E-03			¹⁰⁶ Ru	-1.5E-04 ± 6.5E-04	U
	07/17/07	07/31/07	gross α	9.5E-04 ± 5.9E-04			¹²⁵ Sb	2.1E-06 ± 2.1E-05	U
	07/17/07	07/31/07	gross β	1.2E-02 ± 1.6E-03			⁹⁰ Sr	-1.5E-04 ± 1.5E-04	U
	07/31/07	08/14/07	gross α	7.3E-04 ± 5.4E-04			²³⁴ U	1.6E-05 ± 8.8E-06	
	07/31/07	08/14/07	gross β	1.2E-02 ± 1.6E-03			²³⁵ U	2.2E-06 ± 2.6E-06	
	08/14/07	08/29/07	gross α	1.1E-03 ± 4.9E-04			²³⁸ U	7.2E-06 ± 5.8E-06	
	08/14/07	08/29/07	gross β	1.3E-02 ± 1.7E-03					
	08/29/07	09/12/07	gross α	8.6E-04 ± 5.8E-04					
	08/29/07	09/12/07	gross β	1.6E-02 ± 2.0E-03					
	09/12/07	09/25/07	gross α	1.4E-03 ± 6.1E-04					
	09/12/07	09/25/07	gross β	1.3E-02 ± 1.8E-03					
	09/25/07	10/09/07	gross α	8.3E-04 ± 5.6E-04					
	09/25/07	10/09/07	gross β	7.7E-03 ± 1.2E-03					
	10/09/07	10/23/07	gross α	1.5E-03 ± 6.9E-04					
	10/09/07	10/23/07	gross β	2.0E-02 ± 2.6E-03					
	10/23/07	11/07/07	gross α	5.1E-03 ± 1.8E-03					
	10/23/07	11/07/07	gross β	7.9E-02 ± 8.1E-03					
	11/07/07	11/20/07	gross α	6.8E-04 ± 5.6E-04					
	11/07/07	11/20/07	gross β	2.1E-02 ± 2.5E-03					
	11/20/07	12/04/07	gross α	9.5E-04 ± 5.9E-04					
	11/20/07	12/04/07	gross β	3.7E-02 ± 3.6E-03					
	12/04/07	12/18/07	gross α	1.2E-03 ± 5.4E-04					
	12/04/07	12/18/07	gross β	2.9E-02 ± 3.0E-03					
	12/18/07	01/02/08	gross α	1.5E-04 ± 3.2E-04					
	12/18/07	01/02/08	gross β	6.6E-03 ± 1.1E-03					

RQ = Result Qualifier. U = The analyte was analyzed for but not detected.

Table 2-4. Near-Facility Air Sampling Results, 2007 (pCi/m³ ± total analytical uncertainty).
(85 sheets total)

Location	Sample On	Sample Off	Isotope	Result ± Uncertainty	Location	Composite Period	Isotope	Result ± Uncertainty	RQ*
N479	12/19/06	01/16/07	gross α	1.6E-03 ± 4.4E-04	N479	12/19/06 to 06/19/07	²⁴¹ Am	1.7E-05 ± 8.8E-06	
(100-K)	12/19/06	01/16/07	gross β	2.6E-02 ± 2.4E-03			⁶⁰ Co	-5.1E-07 ± 5.1E-06	U
	01/16/07	01/30/07	gross α	2.3E-03 ± 7.3E-04			¹³⁴ Cs	-6.5E-05 ± 6.8E-05	U
	01/16/07	01/30/07	gross β	4.1E-02 ± 3.9E-03			¹³⁷ Cs	3.1E-05 ± 6.6E-05	U
	01/30/07	02/13/07	gross α	2.0E-03 ± 6.9E-04			¹⁵² Eu	1.0E-05 ± 1.0E-04	U
	01/30/07	02/13/07	gross β	4.3E-02 ± 4.1E-03			¹⁵⁴ Eu	1.8E-05 ± 1.8E-04	U
	02/13/07	02/28/07	gross α	9.1E-04 ± 5.6E-04			¹⁵⁵ Eu	6.6E-05 ± 1.6E-04	U
	02/13/07	02/28/07	gross β	8.3E-03 ± 1.3E-03			²³⁸ Pu	7.5E-06 ± 1.6E-05	U
	02/28/07	03/27/07	gross α	9.9E-04 ± 3.5E-04			^{239/240} Pu	1.0E-05 ± 1.1E-05	
	02/28/07	03/27/07	gross β	9.7E-03 ± 1.2E-03			²⁴¹ Pu	1.6E-04 ± 5.0E-04	U
	03/27/07	04/11/07	gross α	3.8E-04 ± 4.2E-04			¹⁰⁶ Ru	-1.2E-04 ± 5.3E-04	U
	03/27/07	04/11/07	gross β	1.6E-02 ± 1.9E-03			¹²⁵ Sb	7.2E-05 ± 1.4E-04	U
	04/11/07	05/08/07	gross α	6.8E-04 ± 3.0E-04			⁹⁰ Sr	8.7E-05 ± 1.5E-04	U
	04/11/07	05/08/07	gross β	8.8E-03 ± 1.1E-03			²³⁴ U	7.0E-06 ± 5.6E-06	
	05/08/07	05/22/07	gross α	1.6E-03 ± 6.2E-04			²³⁵ U	2.3E-06 ± 3.5E-06	U
	05/08/07	05/22/07	gross β	1.4E-02 ± 1.8E-03			²³⁸ U	7.0E-06 ± 5.2E-06	
	05/22/07	06/05/07	gross α	1.7E-03 ± 6.2E-04					
	05/22/07	06/05/07	gross β	1.7E-02 ± 2.1E-03	N479	06/19/07 to 01/02/08	²⁴¹ Am	1.2E-05 ± 6.7E-06	
	06/05/07	06/19/07	gross α	4.0E-04 ± 4.5E-04			⁶⁰ Co	1.4E-05 ± 6.7E-05	U
	06/05/07	06/19/07	gross β	7.0E-03 ± 1.2E-03			¹³⁴ Cs	1.1E-05 ± 6.0E-05	U
	06/19/07	07/03/07	gross α	1.3E-03 ± 5.6E-04			¹³⁷ Cs	-3.0E-05 ± 6.3E-05	U
	06/19/07	07/03/07	gross β	8.6E-03 ± 1.3E-03			¹⁵² Eu	8.0E-05 ± 1.3E-04	U
	07/03/07	07/17/07	gross α	8.6E-04 ± 5.8E-04			¹⁵⁴ Eu	-1.6E-04 ± 2.0E-04	U
	07/03/07	07/17/07	gross β	1.5E-02 ± 1.9E-03			¹⁵⁵ Eu	-7.2E-05 ± 1.3E-04	U
	07/17/07	07/31/07	gross α	1.2E-03 ± 5.2E-04			²³⁸ Pu	1.5E-06 ± 1.5E-06	U
	07/17/07	07/31/07	gross β	1.0E-02 ± 1.5E-03			^{239/240} Pu	7.3E-06 ± 8.2E-06	U
	07/31/07	08/14/07	gross α	9.3E-04 ± 5.8E-04			²⁴¹ Pu	-1.0E-03 ± 1.1E-03	U
	07/31/07	08/14/07	gross β	1.1E-02 ± 1.6E-03			¹⁰⁶ Ru	3.3E-04 ± 5.2E-04	U
	08/14/07	08/29/07	gross α	8.7E-04 ± 5.4E-04			¹²⁵ Sb	-1.2E-05 ± 1.2E-04	U
	08/14/07	08/29/07	gross β	1.3E-02 ± 1.7E-03			⁹⁰ Sr	-1.7E-04 ± 1.7E-04	U
	08/29/07	09/12/07	gross α	8.6E-04 ± 5.8E-04			²³⁴ U	9.8E-06 ± 6.4E-06	
	08/29/07	09/12/07	gross β	1.3E-02 ± 1.7E-03			²³⁵ U	6.7E-07 ± 1.4E-06	U
	09/12/07	09/25/07	gross α	2.1E-03 ± 7.3E-04			²³⁸ U	7.4E-06 ± 5.1E-06	
	09/12/07	09/25/07	gross β	1.3E-02 ± 1.8E-03					
	09/25/07	10/09/07	gross α	1.3E-03 ± 5.4E-04					
	09/25/07	10/09/07	gross β	8.0E-03 ± 1.3E-03					
	10/09/07	10/23/07	gross α	1.6E-03 ± 6.2E-04					
	10/09/07	10/23/07	gross β	1.5E-02 ± 1.9E-03					
	10/23/07	11/07/07	gross α	1.8E-03 ± 6.3E-04					
	10/23/07	11/07/07	gross β	2.7E-02 ± 2.8E-03					
	11/07/07	11/20/07	gross α	1.8E-03 ± 6.8E-04					
	11/07/07	11/20/07	gross β	2.0E-02 ± 2.4E-03					
	11/20/07	12/04/07	gross α	9.5E-04 ± 5.9E-04					
	11/20/07	12/04/07	gross β	3.1E-02 ± 3.1E-03					
	12/04/07	12/18/07	gross α	1.9E-03 ± 6.6E-04					
	12/04/07	12/18/07	gross β	3.2E-02 ± 3.3E-03					
	12/18/07	01/02/08	gross α	7.6E-04 ± 5.1E-04					
	12/18/07	01/02/08	gross β	8.0E-03 ± 1.2E-03					

RQ = Result Qualifier. U = The analyte was analyzed for but not detected.

Table 2-4. Near-Facility Air Sampling Results, 2007 (pCi/m³ ± total analytical uncertainty).
(85 sheets total)

Location	Sample On	Sample Off	Isotope	Result ± Uncertainty	Location	Composite Period	Isotope	Result ± Uncertainty	RQ*
N534 (100-K)	01/03/07	01/16/07	gross α	1.1E-03 ± 5.1E-04	N534	01/03/07 to 06/19/07	⁶⁰ Co	-8.4E-06 ± 6.8E-05	U
	01/03/07	01/16/07	gross β	2.5E-02 ± 2.9E-03			¹³⁴ Cs	-3.8E-06 ± 3.8E-05	U
	01/16/07	01/30/07	gross α	1.1E-03 ± 5.1E-04			¹³⁷ Cs	2.0E-05 ± 6.7E-05	U
	01/16/07	01/30/07	gross β	3.6E-02 ± 3.9E-03			¹⁵² Eu	5.8E-05 ± 1.5E-04	U
	01/30/07	02/13/07	gross α	2.4E-03 ± 7.7E-04			¹⁵⁴ Eu	1.2E-04 ± 1.9E-04	U
	01/30/07	02/13/07	gross β	4.1E-02 ± 4.5E-03			¹⁵⁵ Eu	-7.8E-05 ± 1.7E-04	U
	02/13/07	02/28/07	gross α	2.7E-04 ± 3.8E-04			²³⁸ Pu	6.1E-07 ± 6.3E-07	U
	02/13/07	02/28/07	gross β	8.8E-03 ± 1.4E-03			^{239/240} Pu	6.1E-07 ± 2.8E-06	U
	02/28/07	03/13/07	gross α	6.8E-04 ± 5.6E-04			¹⁰⁶ Ru	-3.4E-04 ± 5.4E-04	U
	02/28/07	03/13/07	gross β	1.5E-02 ± 2.1E-03			¹²⁵ Sb	-6.3E-05 ± 1.3E-04	U
	03/13/07	03/27/07	gross α	6.3E-04 ± 5.2E-04			⁹⁰ Sr	-4.0E-04 ± 4.2E-04	U
	03/13/07	03/27/07	gross β	6.8E-03 ± 1.2E-03			²³⁴ U	1.5E-05 ± 8.8E-06	
	03/27/07	04/11/07	gross α	1.2E-03 ± 5.1E-04			²³⁵ U	3.4E-06 ± 3.6E-06	
	03/27/07	04/11/07	gross β	1.3E-02 ± 1.8E-03			²³⁸ U	4.6E-06 ± 5.2E-06	U
	04/11/07	04/24/07	gross α	6.8E-04 ± 5.6E-04	N534	06/19/07 to 01/02/08	⁶⁰ Co	-4.9E-05 ± 8.1E-05	U
	04/11/07	04/24/07	gross β	8.7E-03 ± 1.5E-03			¹³⁴ Cs	-2.5E-05 ± 6.5E-05	U
	04/24/07	05/08/07	gross α	6.3E-04 ± 5.2E-04			¹³⁷ Cs	-5.3E-06 ± 5.3E-05	U
	04/24/07	05/08/07	gross β	9.1E-03 ± 1.5E-03			¹⁵² Eu	-8.4E-05 ± 1.7E-04	U
	05/08/07	05/22/07	gross α	1.7E-03 ± 6.4E-04			¹⁵⁴ Eu	-4.3E-05 ± 2.1E-04	U
	05/08/07	05/22/07	gross β	1.6E-02 ± 2.2E-03			¹⁵⁵ Eu	-4.1E-05 ± 1.3E-04	U
	05/22/07	06/05/07	gross α	1.1E-03 ± 5.3E-04			²³⁸ Pu	5.7E-06 ± 4.8E-06	
	05/22/07	06/05/07	gross β	2.4E-02 ± 2.9E-03			^{239/240} Pu	8.3E-07 ± 8.3E-06	U
	06/05/07	06/19/07	gross α	3.9E-04 ± 4.4E-04			¹⁰⁶ Ru	-4.5E-04 ± 5.6E-04	U
	06/05/07	06/19/07	gross β	6.3E-03 ± 1.2E-03			¹²⁵ Sb	-3.3E-05 ± 1.2E-04	U
	06/19/07	07/03/07	gross α	6.3E-04 ± 5.2E-04			⁹⁰ Sr	-1.3E-04 ± 1.4E-04	U
	06/19/07	07/03/07	gross β	8.9E-03 ± 1.4E-03			²³⁴ U	1.2E-05 ± 8.0E-06	
	07/03/07	07/17/07	gross α	1.6E-03 ± 6.2E-04			²³⁵ U	3.0E-06 ± 3.9E-06	U
	07/03/07	07/17/07	gross β	1.4E-02 ± 1.9E-03			²³⁸ U	1.0E-05 ± 7.2E-06	
	07/17/07	07/31/07	gross α	1.2E-03 ± 5.4E-04					
	07/17/07	07/31/07	gross β	1.0E-02 ± 1.6E-03					
	07/31/07	08/14/07	gross α	8.9E-04 ± 6.0E-04					
	07/31/07	08/14/07	gross β	1.2E-02 ± 1.7E-03					
	08/14/07	08/29/07	gross α	1.7E-04 ± 3.6E-04					
	08/14/07	08/29/07	gross β	1.1E-02 ± 1.7E-03					
	08/29/07	09/12/07	gross α	1.0E-03 ± 6.2E-04					
	08/29/07	09/12/07	gross β	1.3E-02 ± 1.9E-03					
	09/12/07	09/25/07	gross α	8.5E-04 ± 6.2E-04					
	09/12/07	09/25/07	gross β	1.3E-02 ± 1.9E-03					
	09/25/07	10/09/07	gross α	4.0E-04 ± 4.5E-04					
	09/25/07	10/09/07	gross β	7.6E-03 ± 1.3E-03					
	10/09/07	10/23/07	gross α	2.1E-03 ± 7.3E-04					
	10/09/07	10/23/07	gross β	1.6E-02 ± 2.2E-03					
	10/23/07	11/07/07	gross α	1.9E-03 ± 8.3E-04					
	10/23/07	11/07/07	gross β	2.8E-02 ± 3.6E-03					
	11/07/07	11/20/07	gross α	1.4E-03 ± 6.4E-04					
	11/07/07	11/20/07	gross β	1.3E-02 ± 2.0E-03					
	11/20/07	12/04/07	gross α	2.1E-03 ± 7.0E-04					
	11/20/07	12/04/07	gross β	3.1E-02 ± 3.5E-03					
	12/04/07	12/18/07	gross α	1.8E-03 ± 7.0E-04					
	12/04/07	12/18/07	gross β	2.7E-02 ± 3.2E-03					
	12/18/07	01/02/08	gross α	4.8E-04 ± 4.5E-04					
	12/18/07	01/02/08	gross β	6.9E-03 ± 1.2E-03					

RQ = Result Qualifier. U = The analyte was analyzed for but not detected.

Table 2-4. Near-Facility Air Sampling Results, 2007 (pCi/m³ ± total analytical uncertainty).
(85 sheets total)

Location	Sample On	Sample Off	Isotope	Result ± Uncertainty	Location	Composite Period	Isotope	Result ± Uncertainty	RQ*
N535 (100-K)	01/03/07	01/16/07	gross α	1.0E-03 ± 6.2E-04	N535	01/03/07 to 06/19/07	⁶⁰ Co	1.0E-04 ± 1.2E-04	U
	01/03/07	01/16/07	gross β	2.3E-02 ± 2.8E-03			¹³⁴ Cs	1.1E-05 ± 7.7E-05	U
	01/16/07	01/30/07	gross α	1.5E-03 ± 6.0E-04			¹³⁷ Cs	6.6E-04 ± 2.6E-04	
	01/16/07	01/30/07	gross β	3.3E-02 ± 3.7E-03			¹⁵² Eu	2.9E-05 ± 2.1E-04	U
	01/30/07	02/13/07	gross α	2.5E-03 ± 7.8E-04			¹⁵⁴ Eu	-9.7E-05 ± 2.6E-04	U
	01/30/07	02/13/07	gross β	3.9E-02 ± 4.2E-03			¹⁵⁵ Eu	-1.1E-04 ± 1.9E-04	U
	02/13/07	02/28/07	gross α	7.9E-04 ± 5.3E-04			²³⁸ Pu	2.3E-06 ± 4.0E-06	U
	02/13/07	02/28/07	gross β	7.7E-03 ± 1.3E-03			^{239/240} Pu	4.5E-05 ± 1.8E-05	
	02/28/07	03/13/07	gross α	1.2E-03 ± 5.4E-04			¹⁰⁶ Ru	7.2E-05 ± 7.2E-04	U
	02/28/07	03/13/07	gross β	1.2E-02 ± 1.8E-03			¹²⁵ Sb	1.7E-05 ± 1.7E-04	U
	03/13/07	03/27/07	gross α	6.3E-04 ± 5.2E-04			⁹⁰ Sr	-7.2E-05 ± 7.5E-05	U
	03/13/07	03/27/07	gross β	9.1E-03 ± 1.5E-03			²³⁴ U	8.5E-06 ± 6.2E-06	
	03/27/07	04/11/07	gross α	1.8E-03 ± 6.3E-04			²³⁵ U	2.3E-06 ± 2.8E-06	
	03/27/07	04/11/07	gross β	2.0E-02 ± 2.5E-03			²³⁸ U	9.3E-06 ± 6.6E-06	
	04/11/07	04/24/07	gross α	1.8E-04 ± 3.8E-04					
	04/11/07	04/24/07	gross β	7.0E-03 ± 1.3E-03	N535	06/19/07 to 01/02/08	⁶⁰ Co	3.4E-05 ± 5.7E-05	U
	04/24/07	05/08/07	gross α	1.3E-03 ± 5.5E-04			¹³⁴ Cs	-4.7E-05 ± 6.1E-05	U
	04/24/07	05/08/07	gross β	8.7E-03 ± 1.4E-03			¹³⁷ Cs	1.8E-05 ± 6.1E-05	U
	05/08/07	05/22/07	gross α	1.2E-03 ± 5.3E-04			¹⁵² Eu	7.9E-05 ± 1.3E-04	U
	05/08/07	05/22/07	gross β	1.6E-02 ± 2.2E-03			¹⁵⁴ Eu	1.8E-04 ± 1.8E-04	U
	05/22/07	06/05/07	gross α	1.2E-03 ± 5.4E-04			¹⁵⁵ Eu	-7.9E-05 ± 1.4E-04	U
	05/22/07	06/05/07	gross β	1.7E-02 ± 2.2E-03			²³⁸ Pu	1.2E-06 ± 2.4E-06	U
	06/05/07	06/19/07	gross α	2.7E-04 ± 3.9E-04			^{239/240} Pu	1.2E-06 ± 1.7E-06	U
	06/05/07	06/19/07	gross β	5.8E-03 ± 1.1E-03			¹⁰⁶ Ru	-8.4E-05 ± 4.7E-04	U
	06/19/07	07/03/07	gross α	8.6E-04 ± 5.8E-04			¹²⁵ Sb	-1.1E-04 ± 1.2E-04	U
	06/19/07	07/03/07	gross β	9.6E-03 ± 1.5E-03			⁹⁰ Sr	-1.7E-04 ± 1.7E-04	U
	07/03/07	07/17/07	gross α	1.6E-03 ± 6.3E-04			²³⁴ U	1.7E-05 ± 1.0E-05	
	07/03/07	07/17/07	gross β	1.1E-02 ± 1.7E-03			²³⁵ U	1.8E-06 ± 4.5E-06	U
	07/17/07	07/31/07	gross α	4.0E-04 ± 4.5E-04			²³⁸ U	1.5E-05 ± 9.3E-06	
	07/17/07	07/31/07	gross β	8.9E-03 ± 1.4E-03					
	07/31/07	08/14/07	gross α	9.8E-04 ± 6.1E-04					
	07/31/07	08/14/07	gross β	1.0E-02 ± 1.6E-03					
	08/14/07	08/29/07	gross α	4.8E-04 ± 4.5E-04					
	08/14/07	08/29/07	gross β	1.2E-02 ± 1.7E-03					
	08/29/07	09/12/07	gross α	1.4E-03 ± 5.9E-04					
	08/29/07	09/12/07	gross β	1.4E-02 ± 2.0E-03					
	09/12/07	09/25/07	gross α	1.2E-03 ± 5.5E-04					
	09/12/07	09/25/07	gross β	1.1E-02 ± 1.7E-03					
	09/25/07	10/09/07	gross α	9.1E-04 ± 5.7E-04					
	09/25/07	10/09/07	gross β	9.8E-03 ± 1.5E-03					
	10/09/07	10/23/07	gross α	1.4E-03 ± 5.9E-04					
	10/09/07	10/23/07	gross β	1.2E-02 ± 1.7E-03					
	10/23/07	11/07/07	gross α	1.3E-03 ± 5.5E-04					
	10/23/07	11/07/07	gross β	2.2E-02 ± 2.6E-03					
	11/07/07	11/20/07	gross α	9.0E-04 ± 6.1E-04					
	11/07/07	11/20/07	gross β	1.7E-02 ± 2.3E-03					
	11/20/07	12/04/07	gross α	2.2E-03 ± 7.2E-04					
	11/20/07	12/04/07	gross β	2.1E-02 ± 2.6E-03					
	12/04/07	12/18/07	gross α	1.1E-03 ± 5.1E-04					
	12/04/07	12/18/07	gross β	2.6E-02 ± 3.1E-03					
	12/18/07	01/02/08	gross α	4.7E-04 ± 4.4E-04					
	12/18/07	01/02/08	gross β	6.6E-03 ± 1.2E-03					

RQ = Result Qualifier. U = The analyte was analyzed for but not detected.

Table 2-4. Near-Facility Air Sampling Results, 2007 (pCi/m³ ± total analytical uncertainty).
(85 sheets total)

Location	Sample On	Sample Off	Isotope	Result ± Uncertainty	Location	Composite Period	Isotope	Result ± Uncertainty	RQ*
N102	01/03/07	01/16/07	gross α	1.3E-03 ± 5.7E-04	N102	01/03/07 to 06/19/07	²⁴¹ Am	5.2E-06 ± 1.3E-05	U
(100-N)	01/03/07	01/16/07	gross β	1.8E-02 ± 2.4E-03			⁶⁰ Co	2.1E-05 ± 7.0E-05	U
	01/16/07	01/30/07	gross α	1.6E-03 ± 6.2E-04			¹³⁴ Cs	7.9E-05 ± 7.8E-05	U
	01/16/07	01/30/07	gross β	2.5E-02 ± 2.9E-03			¹³⁷ Cs	2.6E-05 ± 5.2E-05	U
	01/30/07	02/13/07	gross α	1.9E-03 ± 6.6E-04			¹⁵² Eu	8.3E-05 ± 1.4E-04	U
	01/30/07	02/13/07	gross β	3.4E-02 ± 3.8E-03			¹⁵⁴ Eu	6.2E-05 ± 2.2E-04	U
	02/13/07	02/28/07	gross α	5.0E-04 ± 4.1E-04			¹⁵⁵ Eu	6.6E-05 ± 1.4E-04	U
	02/13/07	02/28/07	gross β	6.6E-03 ± 1.1E-03			²³⁸ Pu	7.6E-07 ± 7.6E-05	U
	02/28/07	03/13/07	gross α	1.3E-03 ± 5.7E-04			^{239/240} Pu	7.5E-07 ± 7.5E-07	U
	02/28/07	03/13/07	gross β	1.2E-02 ± 1.8E-03			¹⁰⁶ Ru	1.5E-04 ± 4.8E-04	U
	03/13/07	03/27/07	gross α	5.2E-04 ± 4.8E-04			¹²⁵ Sb	-2.0E-05 ± 1.4E-04	U
	03/13/07	03/27/07	gross β	7.4E-03 ± 1.3E-03			⁹⁰ Sr	-1.8E-04 ± 1.8E-04	U
	03/27/07	04/11/07	gross α	8.4E-04 ± 5.7E-04			²³⁴ U	7.5E-06 ± 6.2E-06	
	03/27/07	04/11/07	gross β	1.4E-02 ± 2.0E-03			²³⁵ U	4.6E-06 ± 4.5E-06	
	04/11/07	04/24/07	gross α	5.5E-04 ± 5.3E-04			²³⁸ U	5.8E-06 ± 4.9E-06	
	04/11/07	04/24/07	gross β	7.3E-03 ± 1.3E-03					
	04/24/07	05/08/07	gross α	1.1E-03 ± 5.1E-04	N102	06/19/07 to 01/02/08	²⁴¹ Am	7.7E-06 ± 8.7E-06	U
	04/24/07	05/08/07	gross β	8.7E-03 ± 1.4E-03			⁶⁰ Co	5.5E-06 ± 5.6E-05	U
	05/08/07	05/22/07	gross α	1.7E-03 ± 6.4E-04			¹³⁴ Cs	9.2E-05 ± 1.0E-04	U
	05/08/07	05/22/07	gross β	1.7E-02 ± 2.2E-03			¹³⁷ Cs	3.5E-05 ± 8.5E-05	U
	05/22/07	06/05/07	gross α	1.0E-03 ± 6.2E-04			¹⁵² Eu	-2.7E-05 ± 2.1E-04	U
	05/22/07	06/05/07	gross β	1.6E-02 ± 2.2E-03			¹⁵⁴ Eu	-7.7E-05 ± 2.8E-04	U
	06/05/07	06/19/07	gross α	5.0E-04 ± 4.8E-04			¹⁵⁵ Eu	-1.1E-04 ± 1.7E-04	U
	06/05/07	06/19/07	gross β	6.1E-03 ± 1.2E-03			²³⁸ Pu	2.0E-06 ± 5.2E-06	U
	06/19/07	07/03/07	gross α	7.2E-04 ± 5.3E-04			^{239/240} Pu	3.3E-06 ± 3.2E-06	
	06/19/07	07/03/07	gross β	1.0E-02 ± 1.6E-03			¹⁰⁶ Ru	-1.3E-04 ± 7.6E-04	U
	07/03/07	07/17/07	gross α	2.2E-03 ± 7.2E-04			¹²⁵ Sb	-3.0E-04 ± 3.1E-04	U
	07/03/07	07/17/07	gross β	2.0E-02 ± 2.5E-03			⁹⁰ Sr	-1.1E-04 ± 1.2E-04	U
	07/17/07	07/31/07	gross α	9.7E-04 ± 6.1E-04			²³⁴ U	1.4E-05 ± 8.0E-06	
	07/17/07	07/31/07	gross β	1.2E-02 ± 1.7E-03			²³⁵ U	2.1E-06 ± 2.6E-06	
	07/31/07	08/14/07	gross α	1.1E-03 ± 5.0E-04			²³⁸ U	9.1E-06 ± 6.3E-06	
	07/31/07	08/14/07	gross β	1.1E-02 ± 1.6E-03					
	08/14/07	08/29/07	gross α	6.8E-04 ± 5.0E-04					
	08/14/07	08/29/07	gross β	1.4E-02 ± 1.9E-03					
	08/29/07	09/12/07	gross α	9.5E-04 ± 5.9E-04					
	08/29/07	09/12/07	gross β	1.5E-02 ± 2.1E-03					
	09/12/07	09/25/07	gross α	1.0E-03 ± 6.5E-04					
	09/12/07	09/25/07	gross β	1.3E-02 ± 1.9E-03					
	09/25/07	10/09/07	gross α	9.3E-04 ± 5.8E-04					
	09/25/07	10/09/07	gross β	9.2E-03 ± 1.5E-03					
	10/09/07	10/23/07	gross α	3.3E-03 ± 9.5E-04					
	10/09/07	10/23/07	gross β	1.6E-02 ± 2.2E-03					
	10/23/07	11/07/07	gross α	1.7E-03 ± 6.3E-04					
	10/23/07	11/07/07	gross β	2.9E-02 ± 3.3E-03					
	11/07/07	11/20/07	gross α	2.0E-03 ± 7.1E-04					
	11/07/07	11/20/07	gross β	2.5E-02 ± 3.1E-03					
	11/20/07	12/04/07	gross α	2.2E-03 ± 7.2E-04					
	11/20/07	12/04/07	gross β	3.0E-02 ± 3.4E-03					
	12/04/07	12/18/07	gross α	1.2E-03 ± 5.5E-04					
	12/04/07	12/18/07	gross β	2.2E-02 ± 2.7E-03					
	12/18/07	01/02/08	gross α	4.5E-05 ± 2.7E-04					
	12/18/07	01/02/08	gross β	5.9E-03 ± 1.1E-03					

RQ = Result Qualifier. U = The analyte was analyzed for but not detected.

Table 2-4. Near-Facility Air Sampling Results, 2007 (pCi/m³ ± total analytical uncertainty).
(85 sheets total)

Location	Sample On	Sample Off	Isotope	Result ± Uncertainty	Location	Composite Period	Isotope	Result ± Uncertainty	RQ*
N103	01/03/07	01/16/07	gross α	1.6E-03 ± 6.4E-04	N103	01/03/07 to 06/19/07	²⁴¹ Am	1.2E-05 ± 1.3E-05	U
(100-N)	01/03/07	01/16/07	gross β	2.3E-02 ± 2.6E-03			⁶⁰ Co	-4.0E-05 ± 9.5E-05	U
	01/16/07	01/30/07	gross α	1.6E-03 ± 6.2E-04			¹³⁴ Cs	-2.4E-05 ± 7.8E-05	U
	01/16/07	01/30/07	gross β	2.9E-02 ± 3.0E-03			¹³⁷ Cs	5.5E-05 ± 8.1E-05	U
	01/30/07	02/13/07	gross α	3.0E-03 ± 8.3E-04			¹⁵² Eu	-6.1E-06 ± 6.1E-05	U
	01/30/07	02/13/07	gross β	4.3E-02 ± 4.1E-03			¹⁵⁴ Eu	6.4E-05 ± 2.6E-04	U
	02/13/07	02/28/07	gross α	8.7E-04 ± 5.4E-04			¹⁵⁵ Eu	-3.1E-05 ± 1.7E-04	U
	02/13/07	02/28/07	gross β	7.8E-03 ± 1.2E-03			²³⁸ Pu	7.3E-06 ± 1.2E-05	U
	02/28/07	03/13/07	gross α	2.3E-03 ± 7.5E-04			^{239/240} Pu	4.1E-06 ± 5.6E-06	U
	02/28/07	03/13/07	gross β	1.5E-02 ± 2.0E-03			¹⁰⁶ Ru	-4.0E-04 ± 7.1E-04	U
	03/13/07	03/27/07	gross α	8.6E-04 ± 5.8E-04			¹²⁵ Sb	5.5E-05 ± 1.6E-04	U
	03/13/07	03/27/07	gross β	9.4E-03 ± 1.4E-03			⁹⁰ Sr	-2.1E-04 ± 2.1E-04	U
	03/27/07	04/11/07	gross α	7.6E-04 ± 5.1E-04			²³⁴ U	8.3E-06 ± 6.4E-06	
	03/27/07	04/11/07	gross β	1.1E-02 ± 1.5E-03			²³⁵ U	9.1E-07 ± 9.5E-07	U
	04/11/07	04/24/07	gross α	7.8E-04 ± 5.8E-04			²³⁸ U	3.7E-06 ± 5.4E-06	U
	04/11/07	04/24/07	gross β	6.8E-03 ± 1.2E-03					
	04/24/07	05/08/07	gross α	7.5E-04 ± 5.5E-04	N103	06/19/07 to 01/02/08	²⁴¹ Am	3.9E-06 ± 7.9E-06	U
	04/24/07	05/08/07	gross β	1.1E-02 ± 1.6E-03			⁶⁰ Co	1.5E-05 ± 6.7E-05	U
	05/08/07	05/22/07	gross α	7.5E-04 ± 5.5E-04			¹³⁴ Cs	3.3E-05 ± 6.2E-05	U
	05/08/07	05/22/07	gross β	1.4E-02 ± 1.9E-03			¹³⁷ Cs	1.2E-05 ± 5.9E-05	U
	05/22/07	06/05/07	gross α	8.8E-04 ± 5.9E-04			¹⁵² Eu	-7.6E-06 ± 7.6E-05	U
	05/22/07	06/05/07	gross β	1.7E-02 ± 2.1E-03			¹⁵⁴ Eu	6.6E-06 ± 6.6E-05	U
	06/05/07	06/19/07	gross α	7.2E-04 ± 5.3E-04			¹⁵⁵ Eu	1.9E-05 ± 1.4E-04	U
	06/05/07	06/19/07	gross β	6.0E-03 ± 1.1E-03			²³⁸ Pu	1.3E-06 ± 3.2E-06	U
	06/19/07	07/03/07	gross α	1.2E-03 ± 5.4E-04			^{239/240} Pu	3.9E-06 ± 4.0E-06	U
	06/19/07	07/03/07	gross β	7.5E-03 ± 1.3E-03			¹⁰⁶ Ru	-1.1E-04 ± 5.1E-04	U
	07/03/07	07/17/07	gross α	1.6E-03 ± 6.1E-04			¹²⁵ Sb	1.0E-04 ± 1.3E-04	U
	07/03/07	07/17/07	gross β	1.5E-02 ± 2.0E-03			⁹⁰ Sr	1.5E-05 ± 1.3E-04	U
	07/17/07	07/31/07	gross α	7.1E-04 ± 5.8E-04			²³⁴ U	2.0E-05 ± 1.1E-05	
	07/17/07	07/31/07	gross β	1.2E-02 ± 1.8E-03			²³⁵ U	6.9E-07 ± 1.4E-06	U
	07/31/07	08/14/07	gross α	1.1E-03 ± 5.1E-04			²³⁸ U	1.7E-05 ± 9.3E-06	
	07/31/07	08/14/07	gross β	1.1E-02 ± 1.6E-03					
	08/14/07	08/29/07	gross α	1.1E-03 ± 5.0E-04					
	08/14/07	08/29/07	gross β	1.2E-02 ± 1.6E-03					
	08/29/07	09/12/07	gross α	1.2E-03 ± 5.4E-04					
	08/29/07	09/12/07	gross β	1.6E-02 ± 2.0E-03					
	09/12/07	09/25/07	gross α	1.5E-03 ± 6.2E-04					
	09/12/07	09/25/07	gross β	1.3E-02 ± 1.8E-03					
	09/25/07	10/09/07	gross α	9.3E-04 ± 5.7E-04					
	09/25/07	10/09/07	gross β	7.7E-03 ± 1.3E-03					
	10/09/07	10/23/07	gross α	1.3E-03 ± 5.6E-04					
	10/09/07	10/23/07	gross β	1.5E-02 ± 1.9E-03					
	10/23/07	11/07/07	gross α	1.4E-03 ± 5.7E-04					
	10/23/07	11/07/07	gross β	2.5E-02 ± 2.7E-03					
	11/07/07	11/20/07	gross α	1.6E-03 ± 6.5E-04					
	11/07/07	11/20/07	gross β	1.8E-02 ± 2.3E-03					
	11/20/07	12/04/07	gross α	1.8E-03 ± 6.5E-04					
	11/20/07	12/04/07	gross β	3.2E-02 ± 3.3E-03					
	12/04/07	12/18/07	gross α	1.6E-03 ± 6.4E-04					
	12/04/07	12/18/07	gross β	2.6E-02 ± 2.8E-03					
	12/18/07	01/02/08	gross α	3.5E-04 ± 4.0E-04					
	12/18/07	01/02/08	gross β	8.1E-03 ± 1.3E-03					

RQ = Result Qualifier. U = The analyte was analyzed for but not detected.

Table 2-4. Near-Facility Air Sampling Results, 2007 (pCi/m³ ± total analytical uncertainty).
(85 sheets total)

Location	Sample On	Sample Off	Isotope	Result ± Uncertainty	Location	Composite Period	Isotope	Result ± Uncertainty	RQ*
N106 (100-N)	01/03/07	01/16/07	gross α	1.1E-03 ± 5.2E-04	N106	01/03/07 to 06/19/07	²⁴¹ Am	1.1E-05 ± 1.1E-05	U
	01/03/07	01/16/07	gross β	2.3E-02 ± 2.6E-03			⁶⁰ Co	-6.6E-05 ± 7.4E-05	U
	01/16/07	01/30/07	gross α	1.3E-03 ± 5.5E-04			¹³⁴ Cs	3.7E-05 ± 6.0E-05	U
	01/16/07	01/30/07	gross β	2.7E-02 ± 2.8E-03			¹³⁷ Cs	-3.4E-05 ± 6.2E-05	U
	01/30/07	02/13/07	gross α	2.0E-03 ± 6.8E-04			¹⁵² Eu	-1.0E-04 ± 1.4E-04	U
	01/30/07	02/13/07	gross β	3.4E-02 ± 3.3E-03			¹⁵⁴ Eu	-1.3E-04 ± 2.3E-04	U
	02/13/07	02/28/07	gross α	1.3E-03 ± 5.2E-04			¹⁵⁵ Eu	1.0E-05 ± 1.0E-04	U
	02/13/07	02/28/07	gross β	7.6E-03 ± 1.2E-03			²³⁸ Pu	7.6E-07 ± 7.6E-06	U
	02/28/07	03/13/07	gross α	7.6E-04 ± 5.6E-04			^{239/240} Pu	6.8E-06 ± 5.6E-06	
	02/28/07	03/13/07	gross β	1.1E-02 ± 1.6E-03			¹⁰⁶ Ru	6.0E-04 ± 5.7E-04	U
	03/13/07	03/27/07	gross α	1.1E-03 ± 5.0E-04			¹²⁵ Sb	2.3E-06 ± 2.3E-05	U
	03/13/07	03/27/07	gross β	8.7E-03 ± 1.3E-03			⁹⁰ Sr	-6.5E-05 ± 6.7E-05	U
	03/27/07	04/11/07	gross α	1.1E-03 ± 4.7E-04			²³⁴ U	5.2E-06 ± 4.7E-06	
	03/27/07	04/11/07	gross β	1.3E-02 ± 1.6E-03			²³⁵ U	1.9E-06 ± 2.8E-06	U
	04/11/07	04/24/07	gross α	1.0E-03 ± 6.2E-04			²³⁸ U	9.6E-06 ± 7.2E-06	
	04/11/07	04/24/07	gross β	7.0E-03 ± 1.2E-03	N106	06/19/07 to 01/02/08	²⁴¹ Am	2.4E-06 ± 6.7E-06	U
	04/24/07	05/08/07	gross α	1.4E-03 ± 5.8E-04			⁶⁰ Co	-4.6E-05 ± 7.5E-05	U
	04/24/07	05/08/07	gross β	1.3E-02 ± 1.7E-03			¹³⁴ Cs	-4.4E-06 ± 4.4E-05	U
	05/08/07	05/22/07	gross α	1.9E-03 ± 7.1E-04			¹³⁷ Cs	8.9E-06 ± 7.3E-05	U
	05/08/07	05/22/07	gross β	1.5E-02 ± 2.0E-03			¹⁵² Eu	1.4E-04 ± 1.6E-04	U
	05/22/07	06/05/07	gross α	1.6E-03 ± 6.4E-04			¹⁵⁴ Eu	7.0E-06 ± 7.0E-05	U
	05/22/07	06/05/07	gross β	1.6E-02 ± 2.0E-03			¹⁵⁵ Eu	-1.3E-04 ± 1.5E-04	U
	06/05/07	06/19/07	gross α	1.0E-03 ± 4.9E-04			²³⁸ Pu	1.3E-06 ± 3.3E-06	U
	06/05/07	06/19/07	gross β	7.3E-03 ± 1.2E-03			^{239/240} Pu	6.7E-07 ± 3.5E-06	U
	06/19/07	07/03/07	gross α	1.1E-03 ± 5.0E-04			¹⁰⁶ Ru	1.8E-04 ± 5.5E-04	U
	06/19/07	07/03/07	gross β	1.1E-02 ± 1.5E-03			¹²⁵ Sb	4.9E-05 ± 1.4E-04	U
	07/03/07	07/17/07	gross α	9.5E-04 ± 5.9E-04			⁹⁰ Sr	-3.3E-05 ± 3.5E-05	U
	07/03/07	07/17/07	gross β	1.3E-02 ± 1.7E-03			²³⁴ U	2.0E-05 ± 1.1E-05	
	07/17/07	07/31/07	gross α	8.6E-04 ± 5.8E-04			²³⁵ U	1.4E-06 ± 2.8E-06	U
	07/17/07	07/31/07	gross β	1.1E-02 ± 1.6E-03			²³⁸ U	1.2E-05 ± 7.9E-06	
	07/31/07	08/14/07	gross α	1.3E-03 ± 5.3E-04					
	07/31/07	08/14/07	gross β	1.2E-02 ± 1.7E-03					
	08/14/07	08/29/07	gross α	1.1E-03 ± 4.9E-04					
	08/14/07	08/29/07	gross β	1.6E-02 ± 1.9E-03					
	08/29/07	09/12/07	gross α	1.1E-03 ± 5.0E-04					
	08/29/07	09/12/07	gross β	2.0E-02 ± 2.3E-03					
	09/12/07	09/25/07	gross α	1.0E-03 ± 6.5E-04					
	09/12/07	09/25/07	gross β	1.3E-02 ± 1.8E-03					
	09/25/07	10/09/07	gross α	1.1E-03 ± 5.1E-04					
	09/25/07	10/09/07	gross β	7.5E-03 ± 1.2E-03					
	10/09/07	10/23/07	gross α	2.6E-03 ± 8.1E-04					
	10/09/07	10/23/07	gross β	1.6E-02 ± 2.0E-03					
	10/23/07	11/07/07	gross α	1.8E-03 ± 6.4E-04					
	10/23/07	11/07/07	gross β	2.2E-02 ± 2.5E-03					
	11/07/07	11/20/07	gross α	1.5E-03 ± 6.9E-04					
	11/07/07	11/20/07	gross β	1.8E-02 ± 2.3E-03					
	11/20/07	12/04/07	gross α	2.8E-03 ± 7.9E-04					
	11/20/07	12/04/07	gross β	2.3E-02 ± 2.5E-03					
	12/04/07	12/18/07	gross α	1.3E-03 ± 5.6E-04					
	12/04/07	12/18/07	gross β	2.2E-02 ± 2.5E-03					
	12/18/07	01/02/08	gross α	4.5E-04 ± 4.3E-04					
	12/18/07	01/02/08	gross β	7.0E-03 ± 1.2E-03					

RQ = Result Qualifier. U = The analyte was analyzed for but not detected.

Table 2-4. Near-Facility Air Sampling Results, 2007 (pCi/m³ ± total analytical uncertainty).
(85 sheets total)

Location	Sample On	Sample Off	Isotope	Result ± Uncertainty	Location	Composite Period	Isotope	Result ± Uncertainty	RQ*
N019	01/02/07	01/15/07	gross α	2.5E-03 ± 7.9E-04	N019	01/02/07 to 06/18/07	⁶⁰ Co	1.4E-05 ± 8.0E-05	U
(200-E)	01/02/07	01/15/07	gross β	1.8E-02 ± 2.2E-03			¹³⁴ Cs	-5.9E-05 ± 8.1E-05	U
	01/15/07	01/29/07	gross α	1.6E-03 ± 6.1E-04			¹³⁷ Cs	4.0E-05 ± 7.4E-05	U
	01/15/07	01/29/07	gross β	3.9E-02 ± 3.7E-03			¹⁵² Eu	-1.1E-04 ± 1.8E-04	U
	01/29/07	02/12/07	gross α	1.9E-03 ± 6.7E-04			¹⁵⁴ Eu	6.9E-05 ± 2.4E-04	U
	01/29/07	02/12/07	gross β	3.6E-02 ± 3.5E-03			¹⁵⁵ Eu	-1.5E-04 ± 1.8E-04	U
	02/12/07	02/27/07	gross α	1.4E-03 ± 6.0E-04			²³⁸ Pu	-7.1E-06 ± 1.7E-05	U
	02/12/07	02/27/07	gross β	1.0E-02 ± 1.6E-03			^{239/240} Pu	4.4E-06 ± 5.0E-06	U
	02/27/07	03/12/07	gross α	3.5E-03 ± 9.3E-04			¹⁰⁶ Ru	-1.4E-04 ± 6.5E-04	U
	02/27/07	03/12/07	gross β	2.1E-02 ± 2.4E-03			¹²⁵ Sb	-3.4E-05 ± 1.6E-04	U
	03/12/07	03/26/07	gross α	2.0E-03 ± 6.8E-04			⁹⁰ Sr	-2.5E-05 ± 2.6E-05	U
	03/12/07	03/26/07	gross β	1.2E-02 ± 1.6E-03			²³⁴ U	5.3E-06 ± 5.4E-06	U
	03/26/07	04/10/07	gross α	1.1E-03 ± 4.8E-04			²³⁵ U	8.4E-07 ± 2.9E-06	U
	03/26/07	04/10/07	gross β	1.4E-02 ± 1.7E-03			²³⁸ U	8.4E-06 ± 6.0E-06	
	04/10/07	04/23/07	gross α	6.6E-04 ± 5.4E-04					
	04/10/07	04/23/07	gross β	9.9E-03 ± 1.5E-03	N019	06/18/07 to 12/31/07	⁶⁰ Co	-2.9E-05 ± 7.0E-05	U
	04/23/07	05/07/07	gross α	7.5E-04 ± 5.5E-04			¹³⁴ Cs	3.8E-05 ± 5.8E-05	U
	04/23/07	05/07/07	gross β	9.1E-03 ± 1.4E-03			¹³⁷ Cs	9.2E-07 ± 9.2E-06	U
	05/07/07	05/21/07	gross α	1.0E-03 ± 4.8E-04			¹⁵² Eu	4.8E-05 ± 1.5E-04	U
	05/07/07	05/21/07	gross β	1.6E-02 ± 2.0E-03			¹⁵⁴ Eu	5.6E-05 ± 1.8E-04	U
	05/21/07	06/04/07	gross α	5.3E-04 ± 5.0E-04			¹⁵⁵ Eu	-4.6E-05 ± 1.5E-04	U
	05/21/07	06/04/07	gross β	1.8E-02 ± 2.2E-03			²³⁸ Pu	3.6E-06 ± 4.4E-06	U
	06/04/07	06/18/07	gross α	6.1E-04 ± 5.0E-04			^{239/240} Pu	3.6E-06 ± 3.3E-06	
	06/04/07	06/18/07	gross β	9.4E-03 ± 1.4E-03			¹⁰⁶ Ru	-9.3E-05 ± 4.7E-04	U
	06/18/07	07/02/07	gross α	1.4E-03 ± 5.7E-04			¹²⁵ Sb	-7.2E-05 ± 1.2E-04	U
	06/18/07	07/02/07	gross β	9.4E-03 ± 1.4E-03			⁹⁰ Sr	1.7E-05 ± 1.4E-04	U
	07/02/07	07/16/07	gross α	4.2E-03 ± 1.0E-03			²³⁴ U	1.5E-05 ± 8.4E-06	
	07/02/07	07/16/07	gross β	2.0E-02 ± 2.3E-03			²³⁵ U	3.6E-06 ± 3.5E-06	
	07/16/07	07/30/07	gross α	1.3E-03 ± 5.6E-04			²³⁸ U	7.3E-06 ± 5.2E-06	
	07/16/07	07/30/07	gross β	1.2E-02 ± 1.6E-03					
	07/30/07	08/13/07	gross α	5.0E-04 ± 4.7E-04					
	07/30/07	08/13/07	gross β	1.1E-02 ± 1.6E-03					
	08/13/07	08/28/07	gross α	1.4E-03 ± 5.6E-04					
	08/13/07	08/28/07	gross β	1.3E-02 ± 1.7E-03					
	08/28/07	09/11/07	gross α	1.1E-03 ± 5.0E-04					
	08/28/07	09/11/07	gross β	1.4E-02 ± 1.9E-03					
	09/11/07	09/24/07	gross α	1.5E-03 ± 6.3E-04					
	09/11/07	09/24/07	gross β	1.7E-02 ± 2.1E-03					
	09/24/07	10/08/07	gross α	4.9E-04 ± 4.6E-04					
	09/24/07	10/08/07	gross β	8.9E-03 ± 1.4E-03					
	10/08/07	10/22/07	gross α	5.0E-03 ± 1.1E-03					
	10/08/07	10/22/07	gross β	2.2E-02 ± 2.5E-03					
	10/22/07	11/06/07	gross α	1.9E-03 ± 6.6E-04					
	10/22/07	11/06/07	gross β	3.2E-02 ± 3.2E-03					
	11/06/07	11/19/07	gross α	1.6E-03 ± 6.4E-04					
	11/06/07	11/19/07	gross β	2.4E-02 ± 2.7E-03					
	11/19/07	12/03/07	gross α	2.8E-03 ± 7.9E-04					
	11/19/07	12/03/07	gross β	3.2E-02 ± 3.2E-03					
	12/03/07	12/17/07	gross α	1.3E-03 ± 5.5E-04					
	12/03/07	12/17/07	gross β	2.9E-02 ± 3.0E-03					
	12/17/07	12/31/07	gross α	2.7E-04 ± 4.0E-04					
	12/17/07	12/31/07	gross β	5.6E-03 ± 1.1E-03					

RQ = Result Qualifier. U = The analyte was analyzed for but not detected.

Table 2-4. Near-Facility Air Sampling Results, 2007 (pCi/m³ ± total analytical uncertainty).
(85 sheets total)

Location	Sample On	Sample Off	Isotope	Result ± Uncertainty	Location	Composite Period	Isotope	Result ± Uncertainty	RQ*
N158 (200-E)	01/02/07	01/15/07	gross α	1.4E-03 ± 6.1E-04	N158	01/02/07 to 06/18/07	⁶⁰ Co	-6.8E-05 ± 8.0E-05	U
	01/02/07	01/15/07	gross β	1.8E-02 ± 2.2E-03			¹³⁴ Cs	1.7E-05 ± 6.9E-05	U
	01/15/07	01/29/07	gross α	2.6E-03 ± 8.4E-04			¹³⁷ Cs	-2.7E-05 ± 7.1E-05	U
	01/15/07	01/29/07	gross β	3.7E-02 ± 3.7E-03			¹⁵² Eu	-3.9E-05 ± 1.5E-04	U
	01/29/07	02/12/07	gross α	1.9E-03 ± 6.9E-04			¹⁵⁴ Eu	1.0E-04 ± 2.2E-04	U
	01/29/07	02/12/07	gross β	3.8E-02 ± 3.7E-03			¹⁵⁵ Eu	5.7E-05 ± 1.5E-04	U
	02/12/07	02/27/07	gross α	9.1E-04 ± 5.6E-04			²³⁸ Pu	-1.8E-06 ± 1.5E-05	U
	02/12/07	02/27/07	gross β	7.1E-03 ± 1.2E-03			^{239/240} Pu	6.2E-06 ± 6.8E-06	U
	02/27/07	03/12/07	gross α	1.6E-03 ± 6.4E-04			¹⁰⁶ Ru	-3.7E-04 ± 5.6E-04	U
	02/27/07	03/12/07	gross β	1.5E-02 ± 1.9E-03			¹²⁵ Sb	-1.1E-04 ± 1.4E-04	U
	03/12/07	03/26/07	gross α	8.8E-04 ± 5.9E-04			⁹⁰ Sr	-5.9E-05 ± 6.1E-05	U
	03/12/07	03/26/07	gross β	8.7E-03 ± 1.4E-03			²³⁴ U	1.4E-05 ± 9.1E-06	
	03/26/07	04/10/07	gross α	1.1E-03 ± 5.1E-04			²³⁵ U	4.4E-06 ± 4.3E-06	
	03/26/07	04/10/07	gross β	1.1E-02 ± 1.6E-03			²³⁸ U	1.6E-06 ± 3.3E-06	U
	04/10/07	04/23/07	gross α	1.8E-04 ± 3.9E-04	N158	06/18/07 to 12/31/07	⁶⁰ Co	1.8E-07 ± 1.8E-06	U
	04/10/07	04/23/07	gross β	5.8E-03 ± 1.1E-03			¹³⁴ Cs	-7.9E-05 ± 1.0E-04	U
	04/23/07	05/07/07	gross α	1.0E-03 ± 6.2E-04			¹³⁷ Cs	2.9E-05 ± 9.8E-05	U
	04/23/07	05/07/07	gross β	1.1E-02 ± 1.6E-03			¹⁵² Eu	9.4E-05 ± 2.4E-04	U
	05/07/07	05/21/07	gross α	1.7E-03 ± 6.4E-04			¹⁵⁴ Eu	2.5E-05 ± 2.5E-04	U
	05/07/07	05/21/07	gross β	1.4E-02 ± 1.9E-03			¹⁵⁵ Eu	6.0E-05 ± 1.8E-04	U
	05/21/07	06/04/07	gross α	1.3E-03 ± 5.6E-04			²³⁸ Pu	-2.0E-06 ± 1.2E-05	U
	05/21/07	06/04/07	gross β	1.8E-02 ± 2.1E-03			^{239/240} Pu	6.7E-07 ± 1.9E-07	U
	06/04/07	06/18/07	gross α	7.4E-04 ± 5.5E-04			¹⁰⁶ Ru	2.5E-04 ± 7.8E-04	U
	06/04/07	06/18/07	gross β	6.6E-03 ± 1.2E-03			¹²⁵ Sb	-1.1E-04 ± 2.3E-04	U
	06/18/07	07/02/07	gross α	1.2E-03 ± 5.4E-04			⁹⁰ Sr	-3.2E-05 ± 3.3E-05	U
	06/18/07	07/02/07	gross β	1.2E-02 ± 1.7E-03			²³⁴ U	8.6E-06 ± 6.5E-06	
	07/02/07	07/16/07	gross α	1.5E-03 ± 6.0E-04			²³⁵ U	1.7E-06 ± 3.5E-06	U
	07/02/07	07/16/07	gross β	1.5E-02 ± 1.9E-03			²³⁸ U	4.7E-06 ± 4.8E-06	U
	07/16/07	07/31/07	gross α	9.5E-04 ± 5.9E-04					
	07/16/07	07/31/07	gross β	9.4E-03 ± 1.4E-03					
	07/31/07	08/13/07	gross α	1.4E-03 ± 5.9E-04					
	07/31/07	08/13/07	gross β	1.2E-02 ± 1.7E-03					
	08/13/07	08/28/07	gross α	1.0E-03 ± 4.9E-04					
	08/13/07	08/28/07	gross β	1.1E-02 ± 1.5E-03					
	08/28/07	09/11/07	gross α	1.1E-03 ± 5.1E-04					
	08/28/07	09/11/07	gross β	1.4E-02 ± 1.8E-03					
	09/11/07	09/24/07	gross α	1.3E-03 ± 5.8E-04					
	09/11/07	09/24/07	gross β	1.2E-02 ± 1.7E-03					
	09/24/07	10/08/07	gross α	1.7E-03 ± 7.1E-04					
	09/24/07	10/08/07	gross β	9.9E-03 ± 1.6E-03					
	10/08/07	10/22/07	gross α	1.7E-03 ± 6.6E-04					
	10/08/07	10/22/07	gross β	1.4E-02 ± 1.9E-03					
	10/22/07	11/06/07	gross α	9.0E-04 ± 6.0E-04					
	10/22/07	11/06/07	gross β	2.3E-02 ± 2.6E-03					
	11/06/07	11/19/07	gross α	1.7E-03 ± 6.6E-04					
	11/06/07	11/19/07	gross β	2.2E-02 ± 2.5E-03					
	11/19/07	12/03/07	gross α	1.3E-03 ± 5.6E-04					
	11/19/07	12/03/07	gross β	2.8E-02 ± 2.9E-03					
	12/03/07	12/17/07	gross α	1.9E-03 ± 6.7E-04					
	12/03/07	12/17/07	gross β	2.4E-02 ± 2.6E-03					
	12/17/07	12/31/07	gross α	6.0E-04 ± 4.9E-04					
	12/17/07	12/31/07	gross β	8.3E-03 ± 1.3E-03					

RQ = Result Qualifier. U = The analyte was analyzed for but not detected.

Table 2-4. Near-Facility Air Sampling Results, 2007 (pCi/m³ ± total analytical uncertainty).
(85 sheets total)

Location	Sample On	Sample Off	Isotope	Result ± Uncertainty	Location	Composite Period	Isotope	Result ± Uncertainty	RQ*
N480 (200-E)	01/02/07	01/15/07	gross α	8.0E-04 ± 5.9E-04	N480	01/02/07 to 06/18/07	²⁴¹ Am	6.2E-06 ± 5.8E-06	U
	01/02/07	01/15/07	gross β	1.8E-02 ± 2.2E-03			⁶⁰ Co	6.9E-05 ± 1.0E-04	U
	01/15/07	01/29/07	gross α	2.9E-03 ± 8.4E-04			¹³⁴ Cs	3.0E-05 ± 1.1E-04	U
	01/15/07	01/29/07	gross β	4.6E-02 ± 4.3E-03			¹³⁷ Cs	-5.4E-05 ± 1.1E-04	U
	01/29/07	02/12/07	gross α	2.1E-03 ± 7.1E-04			¹⁵² Eu	-1.8E-04 ± 2.5E-04	U
	01/29/07	02/12/07	gross β	3.7E-02 ± 3.6E-03			¹⁵⁴ Eu	-1.5E-05 ± 1.5E-04	U
	02/12/07	02/27/07	gross α	4.7E-04 ± 4.5E-04			¹⁵⁵ Eu	9.1E-05 ± 1.9E-04	U
	02/12/07	02/27/07	gross β	8.6E-03 ± 1.3E-03			²³⁸ Pu	1.9E-05 ± 1.8E-05	U
	02/27/07	03/12/07	gross α	9.1E-04 ± 6.1E-04			^{239/240} Pu	4.3E-06 ± 7.8E-06	U
	02/27/07	03/12/07	gross β	1.6E-02 ± 2.0E-03			²⁴¹ Pu	-3.6E-04 ± 3.6E-03	U
	03/12/07	03/26/07	gross α	1.6E-04 ± 3.4E-04			¹⁰⁶ Ru	-9.3E-04 ± 1.0E-03	U
	03/12/07	03/26/07	gross β	8.7E-03 ± 1.4E-03			¹²⁵ Sb	-5.5E-05 ± 2.4E-04	U
	03/26/07	04/10/07	gross α	7.0E-04 ± 5.1E-04			⁹⁰ Sr	-9.9E-05 ± 1.0E-04	U
	03/26/07	04/10/07	gross β	1.4E-02 ± 1.8E-03			²³⁴ U	1.1E-05 ± 7.1E-06	
	04/10/07	04/23/07	gross α	6.6E-04 ± 5.4E-04			²³⁵ U	7.1E-07 ± 7.3E-07	U
	04/10/07	04/23/07	gross β	6.7E-03 ± 1.2E-03			²³⁸ U	1.2E-05 ± 7.4E-06	
	04/23/07	05/07/07	gross α	7.2E-04 ± 5.3E-04	N480	06/18/07 to 12/31/07	²⁴¹ Am	5.9E-06 ± 4.2E-06	
	04/23/07	05/07/07	gross β	1.0E-02 ± 1.5E-03			⁶⁰ Co	6.2E-06 ± 6.3E-05	U
	05/07/07	05/21/07	gross α	6.8E-04 ± 5.0E-04			¹³⁴ Cs	1.5E-05 ± 5.8E-05	U
	05/07/07	05/21/07	gross β	6.8E-03 ± 1.1E-03			¹³⁷ Cs	-2.9E-06 ± 3.0E-05	U
	05/21/07	06/04/07	gross α	1.5E-03 ± 5.9E-04			¹⁵² Eu	-6.2E-05 ± 1.2E-04	U
	05/21/07	06/04/07	gross β	1.5E-02 ± 1.9E-03			¹⁵⁴ Eu	3.3E-05 ± 1.5E-04	U
	06/04/07	06/18/07	gross α	7.3E-04 ± 5.3E-04			¹⁵⁵ Eu	3.2E-05 ± 1.5E-04	U
	06/04/07	06/18/07	gross β	6.2E-03 ± 1.1E-03			²³⁸ Pu	7.4E-06 ± 1.8E-05	U
	06/18/07	07/02/07	gross α	9.8E-04 ± 6.0E-04			^{239/240} Pu	3.7E-06 ± 4.5E-06	
	06/18/07	07/02/07	gross β	9.4E-03 ± 1.4E-03			²⁴¹ Pu	-9.1E-04 ± 9.5E-04	U
	07/02/07	07/16/07	gross α	4.1E-04 ± 4.6E-04			¹⁰⁶ Ru	-2.0E-04 ± 4.6E-04	U
	07/02/07	07/16/07	gross β	1.3E-02 ± 1.8E-03			¹²⁵ Sb	-5.3E-05 ± 1.2E-04	U
	07/16/07	07/30/07	gross α	5.0E-04 ± 4.7E-04			⁹⁰ Sr	-1.4E-04 ± 1.5E-04	U
	07/16/07	07/30/07	gross β	1.1E-02 ± 1.6E-03			²³⁴ U	1.3E-05 ± 7.8E-06	
	07/30/07	08/13/07	gross α	1.3E-03 ± 5.3E-04			²³⁵ U	6.2E-07 ± 1.9E-07	U
	07/30/07	08/13/07	gross β	1.1E-02 ± 1.6E-03			²³⁸ U	1.1E-05 ± 6.6E-06	
	08/13/07	08/28/07	gross α	8.9E-04 ± 5.5E-04					
	08/13/07	08/28/07	gross β	1.4E-02 ± 1.8E-03					
	08/28/07	09/11/07	gross α	6.3E-04 ± 5.2E-04					
	08/28/07	09/11/07	gross β	1.4E-02 ± 1.8E-03					
	09/11/07	09/24/07	gross α	1.5E-03 ± 6.1E-04					
	09/11/07	09/24/07	gross β	1.2E-02 ± 1.7E-03					
	09/24/07	10/08/07	gross α	8.6E-04 ± 5.8E-04					
	09/24/07	10/08/07	gross β	8.2E-03 ± 1.3E-03					
	10/08/07	10/22/07	gross α	2.0E-03 ± 6.8E-04					
	10/08/07	10/22/07	gross β	1.1E-02 ± 1.6E-03					
	10/22/07	11/06/07	gross α	1.7E-03 ± 6.1E-04					
	10/22/07	11/06/07	gross β	1.7E-02 ± 2.0E-03					
	11/06/07	11/19/07	gross α	1.8E-03 ± 6.8E-04					
	11/06/07	11/19/07	gross β	2.0E-02 ± 2.4E-03					
	11/19/07	12/03/07	gross α	1.7E-03 ± 6.2E-04					
	11/19/07	12/03/07	gross β	3.2E-02 ± 3.2E-03					
	12/03/07	12/17/07	gross α	1.4E-03 ± 5.7E-04					
	12/03/07	12/17/07	gross β	2.4E-02 ± 2.6E-03					
	12/17/07	12/31/07	gross α	7.1E-04 ± 5.2E-04					
	12/17/07	12/31/07	gross β	8.3E-03 ± 1.3E-03					

RQ = Result Qualifier. U = The analyte was analyzed for but not detected.

Table 2-4. Near-Facility Air Sampling Results, 2007 (pCi/m³ ± total analytical uncertainty).
(85 sheets total)

Location	Sample On	Sample Off	Isotope	Result ± Uncertainty	Location	Composite Period	Isotope	Result ± Uncertainty	RQ*
N481 (200-E)	01/02/07	01/15/07	gross α	4.3E-04 ± 4.8E-04	N481	01/02/07 to 06/18/07	²⁴¹ Am	8.0E-06 ± 6.3E-06	
	01/02/07	01/15/07	gross β	1.4E-02 ± 1.8E-03			⁶⁰ Co	-3.1E-05 ± 7.9E-05	U
	01/15/07	01/29/07	gross α	2.9E-03 ± 8.2E-04			¹³⁴ Cs	9.4E-06 ± 7.0E-05	U
	01/15/07	01/29/07	gross β	5.2E-02 ± 4.7E-03			¹³⁷ Cs	-5.9E-05 ± 6.9E-05	U
	01/29/07	02/12/07	gross α	1.4E-03 ± 5.8E-04			¹⁵² Eu	4.9E-05 ± 1.5E-04	U
	01/29/07	02/12/07	gross β	4.5E-02 ± 4.2E-03			¹⁵⁴ Eu	2.7E-05 ± 2.3E-04	U
	02/12/07	02/27/07	gross α	8.7E-04 ± 5.4E-04			¹⁵⁵ Eu	1.3E-04 ± 1.7E-04	U
	02/12/07	02/27/07	gross β	9.5E-03 ± 1.4E-03			²³⁸ Pu	1.4E-06 ± 7.2E-06	U
	02/27/07	03/12/07	gross α	1.3E-03 ± 5.6E-04			^{239/240} Pu	2.7E-06 ± 4.0E-06	U
	02/27/07	03/12/07	gross β	1.5E-02 ± 2.0E-03			²⁴¹ Pu	-2.4E-04 ± 2.4E-03	U
	03/12/07	03/26/07	gross α	4.9E-04 ± 4.6E-04			¹⁰⁶ Ru	-3.3E-04 ± 5.7E-04	U
	03/12/07	03/26/07	gross β	6.3E-03 ± 1.1E-03			¹²⁵ Sb	-4.9E-05 ± 1.5E-04	U
	03/26/07	04/10/07	gross α	8.9E-04 ± 5.5E-04			⁹⁰ Sr	9.1E-05 ± 1.6E-04	U
	03/26/07	04/10/07	gross β	1.1E-02 ± 1.5E-03			²³⁴ U	1.0E-05 ± 6.7E-06	
	04/10/07	04/23/07	gross α	1.7E-04 ± 3.7E-04			²³⁵ U	8.4E-07 ± 2.9E-06	U
	04/10/07	04/23/07	gross β	6.2E-03 ± 1.2E-03			²³⁸ U	7.6E-06 ± 5.6E-06	
	04/23/07	05/07/07	gross α	1.1E-03 ± 5.1E-04	N481	06/18/07 to 12/31/07	²⁴¹ Am	9.0E-06 ± 5.5E-06	
	04/23/07	05/07/07	gross β	9.0E-03 ± 1.4E-03			⁶⁰ Co	2.1E-05 ± 8.9E-05	U
	05/07/07	05/21/07	gross α	1.9E-03 ± 6.6E-04			¹³⁴ Cs	8.1E-05 ± 9.6E-05	U
	05/07/07	05/21/07	gross β	1.6E-02 ± 2.0E-03			¹³⁷ Cs	-3.5E-05 ± 9.2E-05	U
	05/21/07	06/04/07	gross α	1.4E-03 ± 5.7E-04			¹⁵² Eu	8.6E-05 ± 2.0E-04	U
	05/21/07	06/04/07	gross β	1.6E-02 ± 2.0E-03			¹⁵⁴ Eu	-5.6E-05 ± 2.6E-04	U
	06/04/07	06/18/07	gross α	4.0E-04 ± 4.5E-04			¹⁵⁵ Eu	-1.3E-04 ± 1.8E-04	U
	06/04/07	06/18/07	gross β	8.0E-03 ± 1.3E-03			²³⁸ Pu	-4.1E-06 ± 1.4E-05	U
	06/18/07	07/02/07	gross α	7.5E-04 ± 5.5E-04			^{239/240} Pu	1.4E-06 ± 1.4E-06	U
	06/18/07	07/02/07	gross β	9.2E-03 ± 1.4E-03			²⁴¹ Pu	-9.2E-04 ± 9.5E-04	
	07/02/07	07/16/07	gross α	1.4E-03 ± 5.9E-04			¹⁰⁶ Ru	7.5E-04 ± 8.1E-04	U
	07/02/07	07/16/07	gross β	1.3E-02 ± 1.7E-03			¹²⁵ Sb	9.3E-05 ± 2.1E-04	U
	07/16/07	07/30/07	gross α	5.0E-04 ± 4.7E-04			⁹⁰ Sr	-1.6E-04 ± 1.7E-04	U
	07/16/07	07/30/07	gross β	1.2E-02 ± 1.6E-03			²³⁴ U	1.3E-05 ± 8.0E-06	
	07/30/07	08/13/07	gross α	1.1E-03 ± 5.0E-04			²³⁵ U	7.2E-07 ± 1.5E-06	U
	07/30/07	08/13/07	gross β	1.2E-02 ± 1.6E-03			²³⁸ U	1.1E-05 ± 6.7E-06	
	08/13/07	08/28/07	gross α	1.1E-03 ± 4.9E-04					
	08/13/07	08/28/07	gross β	1.1E-02 ± 1.5E-03					
	08/28/07	09/11/07	gross α	8.6E-04 ± 5.8E-04					
	08/28/07	09/11/07	gross β	1.6E-02 ± 2.0E-03					
	09/11/07	09/24/07	gross α	2.0E-03 ± 7.1E-04					
	09/11/07	09/24/07	gross β	1.5E-02 ± 2.0E-03					
	09/24/07	10/08/07	gross α	8.6E-04 ± 5.8E-04					
	09/24/07	10/08/07	gross β	7.6E-03 ± 1.2E-03					
	10/08/07	10/22/07	gross α	1.2E-03 ± 5.2E-04					
	10/08/07	10/22/07	gross β	1.5E-02 ± 1.9E-03					
	10/22/07	11/06/07	gross α	2.5E-03 ± 7.5E-04					
	10/22/07	11/06/07	gross β	2.6E-02 ± 2.7E-03					
	11/06/07	11/19/07	gross α	8.1E-04 ± 5.9E-04					
	11/06/07	11/19/07	gross β	2.3E-02 ± 2.6E-03					
	11/19/07	12/03/07	gross α	1.1E-03 ± 5.1E-04					
	11/19/07	12/03/07	gross β	2.9E-02 ± 3.0E-03					
	12/03/07	12/17/07	gross α	1.3E-03 ± 5.5E-04					
	12/03/07	12/17/07	gross β	2.8E-02 ± 3.0E-03					
	12/17/07	12/31/07	gross α	8.1E-04 ± 5.5E-04					
	12/17/07	12/31/07	gross β	8.2E-03 ± 1.3E-03					

RQ = Result Qualifier. U = The analyte was analyzed for but not detected.

Table 2-4. Near-Facility Air Sampling Results, 2007 (pCi/m³ ± total analytical uncertainty).
(85 sheets total)

Location	Sample On	Sample Off	Isotope	Result ± Uncertainty	Location	Composite Period	Isotope	Result ± Uncertainty	RQ*
N498	01/02/07	01/15/07	gross α	1.5E-03 ± 6.0E-04	N498	01/02/07 to 06/18/07	⁶⁰ Co	3.7E-05 ± 8.7E-05	U
(200-E)	01/02/07	01/15/07	gross β	1.7E-02 ± 2.1E-03			¹³⁴ Cs	-6.7E-05 ± 9.1E-05	U
	01/15/07	01/29/07	gross α	1.9E-03 ± 6.7E-04			¹³⁷ Cs	3.9E-05 ± 7.3E-05	U
	01/15/07	01/29/07	gross β	5.7E-02 ± 5.1E-03			¹⁵² Eu	2.4E-05 ± 1.7E-04	U
	01/29/07	02/12/07	gross α	3.0E-03 ± 8.6E-04			¹⁵⁴ Eu	-1.4E-04 ± 2.5E-04	U
	01/29/07	02/12/07	gross β	4.5E-02 ± 4.2E-03			¹⁵⁵ Eu	6.5E-06 ± 6.5E-05	U
	02/12/07	02/27/07	gross α	1.0E-03 ± 4.6E-04			²³⁸ Pu	-1.7E-06 ± 8.8E-06	U
	02/12/07	02/27/07	gross β	8.4E-03 ± 1.3E-03			^{239/240} Pu	8.7E-07 ± 8.7E-06	U
	02/27/07	03/12/07	gross α	6.6E-04 ± 5.4E-04			¹⁰⁶ Ru	7.1E-05 ± 7.0E-04	U
	02/27/07	03/12/07	gross β	1.4E-02 ± 1.8E-03			¹²⁵ Sb	-3.0E-05 ± 1.7E-04	U
	03/12/07	03/26/07	gross α	1.1E-03 ± 5.0E-04			⁹⁰ Sr	-7.0E-05 ± 7.2E-05	
	03/12/07	03/26/07	gross β	8.7E-03 ± 1.3E-03			²³⁴ U	9.7E-06 ± 7.0E-06	
	03/26/07	04/10/07	gross α	1.0E-03 ± 8.7E-04			²³⁵ U	2.7E-06 ± 3.2E-06	
	03/26/07	04/10/07	gross β	1.8E-02 ± 2.6E-03			²³⁸ U	4.1E-06 ± 4.6E-06	U
	04/10/07	04/23/07	gross α	7.8E-04 ± 5.7E-04					
	04/10/07	04/23/07	gross β	6.6E-03 ± 1.2E-03	N498	06/18/07 to 12/31/07	⁶⁰ Co	2.8E-05 ± 5.5E-05	U
	04/23/07	05/07/07	gross α	1.4E-03 ± 5.9E-04			¹³⁴ Cs	3.0E-05 ± 5.3E-05	U
	04/23/07	05/07/07	gross β	1.1E-02 ± 1.6E-03			¹³⁷ Cs	3.0E-05 ± 5.3E-05	U
	05/07/07	05/21/07	gross α	1.5E-03 ± 5.9E-04			¹⁵² Eu	2.6E-05 ± 1.2E-04	U
	05/07/07	05/21/07	gross β	1.3E-02 ± 1.7E-03			¹⁵⁴ Eu	5.6E-05 ± 1.8E-04	U
	05/21/07	06/04/07	gross α	1.5E-03 ± 6.0E-04			¹⁵⁵ Eu	-2.0E-05 ± 1.6E-04	U
	05/21/07	06/04/07	gross β	1.4E-02 ± 1.8E-03			²³⁸ Pu	-1.2E-06 ± 5.8E-06	U
	06/04/07	06/18/07	gross α	6.1E-04 ± 5.0E-04			^{239/240} Pu	6.2E-07 ± 6.2E-06	U
	06/04/07	06/18/07	gross β	7.6E-03 ± 1.3E-03			¹⁰⁶ Ru	-3.7E-05 ± 3.7E-04	U
	06/18/07	07/02/07	gross α	4.0E-04 ± 4.5E-04			¹²⁵ Sb	1.6E-04 ± 1.3E-04	U
	06/18/07	07/02/07	gross β	8.6E-03 ± 1.3E-03			⁹⁰ Sr	-1.2E-04 ± 1.2E-04	U
	07/02/07	07/16/07	gross α	1.2E-03 ± 5.2E-04			²³⁴ U	1.8E-05 ± 1.0E-05	
	07/02/07	07/16/07	gross β	1.1E-02 ± 1.6E-03			²³⁵ U	2.6E-06 ± 3.2E-06	
	07/16/07	07/30/07	gross α	1.3E-03 ± 5.6E-04			²³⁸ U	1.4E-05 ± 8.8E-06	
	07/16/07	07/30/07	gross β	1.0E-02 ± 1.5E-03					
	07/30/07	08/13/07	gross α	1.3E-03 ± 5.6E-04					
	07/30/07	08/13/07	gross β	1.3E-02 ± 1.8E-03					
	08/13/07	08/28/07	gross α	1.0E-03 ± 4.8E-04					
	08/13/07	08/28/07	gross β	1.5E-02 ± 1.9E-03					
	08/28/07	09/11/07	gross α	1.5E-03 ± 6.0E-04					
	08/28/07	09/11/07	gross β	1.6E-02 ± 2.0E-03					
	09/11/07	09/24/07	gross α	9.5E-04 ± 6.4E-04					
	09/11/07	09/24/07	gross β	1.4E-02 ± 1.8E-03					
	09/24/07	10/08/07	gross α	4.0E-04 ± 4.5E-04					
	09/24/07	10/08/07	gross β	1.0E-02 ± 1.5E-03					
	10/08/07	10/22/07	gross α	9.8E-04 ± 6.1E-04					
	10/08/07	10/22/07	gross β	1.2E-02 ± 1.7E-03					
	10/22/07	11/06/07	gross α	1.3E-03 ± 5.5E-04					
	10/22/07	11/06/07	gross β	2.3E-02 ± 2.5E-03					
	11/06/07	11/19/07	gross α	8.0E-04 ± 5.9E-04					
	11/06/07	11/19/07	gross β	2.6E-02 ± 2.8E-03					
	11/19/07	12/03/07	gross α	1.9E-03 ± 6.5E-04					
	11/19/07	12/03/07	gross β	2.6E-02 ± 2.8E-03					
	12/03/07	12/17/07	gross α	1.8E-03 ± 6.4E-04					
	12/03/07	12/17/07	gross β	2.5E-02 ± 2.7E-03					
	12/17/07	12/31/07	gross α	7.5E-04 ± 5.5E-04					
	12/17/07	12/31/07	gross β	6.1E-03 ± 1.1E-03					

RQ = Result Qualifier. U = The analyte was analyzed for but not detected.

Table 2-4. Near-Facility Air Sampling Results, 2007 (pCi/m³ ± total analytical uncertainty).
(85 sheets total)

Location	Sample On	Sample Off	Isotope	Result ± Uncertainty	Location	Composite Period	Isotope	Result ± Uncertainty	RQ*
N499	01/02/07	01/15/07	gross α	1.0E-03 ± 6.2E-04	N499	01/02/07 to 06/18/07	⁶⁰ Co	1.3E-05 ± 7.4E-05	U
(200-E)	01/02/07	01/15/07	gross β	1.7E-02 ± 2.1E-03			¹³⁴ Cs	1.1E-05 ± 7.2E-05	U
	01/15/07	01/29/07	gross α	1.9E-03 ± 6.6E-04			¹³⁷ Cs	2.2E-05 ± 6.0E-05	U
	01/15/07	01/29/07	gross β	4.9E-02 ± 4.5E-03			¹⁵² Eu	-7.3E-05 ± 1.4E-04	U
	01/29/07	02/12/07	gross α	3.1E-03 ± 8.5E-04			¹⁵⁴ Eu	7.3E-05 ± 2.0E-04	U
	01/29/07	02/12/07	gross β	4.6E-02 ± 4.3E-03			¹⁵⁵ Eu	1.1E-05 ± 1.1E-04	U
	02/12/07	02/27/07	gross α	4.7E-04 ± 4.4E-04			²³⁸ Pu	-3.4E-06 ± 6.4E-06	U
	02/12/07	02/27/07	gross β	7.4E-03 ± 1.2E-03			^{239/240} Pu	6.8E-07 ± 3.1E-06	U
	02/27/07	03/12/07	gross α	9.0E-04 ± 6.0E-04			¹⁰⁶ Ru	-1.1E-04 ± 5.2E-04	U
	02/27/07	03/12/07	gross β	1.1E-02 ± 1.6E-03			¹²⁵ Sb	-1.5E-05 ± 1.4E-04	U
	03/12/07	03/26/07	gross α	6.2E-04 ± 5.0E-04			⁹⁰ Sr	-1.1E-04 ± 1.2E-04	U
	03/12/07	03/26/07	gross β	9.0E-03 ± 1.4E-03			²³⁴ U	1.3E-05 ± 8.0E-06	
	03/26/07	04/10/07	gross α	1.2E-03 ± 5.0E-04			²³⁵ U	1.6E-06 ± 2.3E-06	U
	03/26/07	04/10/07	gross β	1.3E-02 ± 1.7E-03			²³⁸ U	2.2E-06 ± 3.9E-06	U
	04/10/07	04/23/07	gross α	3.0E-04 ± 4.3E-04					
	04/10/07	04/23/07	gross β	7.4E-03 ± 1.3E-03	N499	06/18/07 to 12/31/07	⁶⁰ Co	-7.4E-06 ± 7.4E-05	U
	04/23/07	05/07/07	gross α	9.5E-04 ± 5.9E-04			¹³⁴ Cs	-7.0E-05 ± 8.6E-05	U
	04/23/07	05/07/07	gross β	1.1E-02 ± 1.6E-03			¹³⁷ Cs	3.5E-05 ± 9.3E-05	U
	05/07/07	05/21/07	gross α	2.2E-03 ± 7.1E-04			¹⁵² Eu	1.4E-05 ± 1.4E-04	U
	05/07/07	05/21/07	gross β	1.3E-02 ± 1.8E-03			¹⁵⁴ Eu	3.5E-05 ± 2.7E-04	U
	05/21/07	06/04/07	gross α	1.6E-03 ± 6.1E-04			¹⁵⁵ Eu	-1.3E-04 ± 1.7E-04	U
	05/21/07	06/04/07	gross β	1.8E-02 ± 2.1E-03			²³⁸ Pu	2.5E-06 ± 2.8E-06	U
	06/04/07	06/18/07	gross α	9.3E-04 ± 5.7E-04			^{239/240} Pu	5.1E-07 ± 1.0E-06	U
	06/04/07	06/18/07	gross β	7.4E-03 ± 1.2E-03			¹⁰⁶ Ru	-2.6E-04 ± 7.6E-04	U
	06/18/07	07/02/07	gross α	2.8E-04 ± 4.0E-04			¹²⁵ Sb	-2.0E-04 ± 2.1E-04	U
	06/18/07	07/02/07	gross β	8.8E-03 ± 1.3E-03			⁹⁰ Sr	-3.9E-05 ± 4.1E-05	U
	07/02/07	07/16/07	gross α	8.4E-04 ± 5.6E-04			²³⁴ U	1.4E-05 ± 8.8E-06	
	07/02/07	07/16/07	gross β	1.3E-02 ± 1.8E-03			²³⁵ U	3.5E-06 ± 4.5E-06	U
	07/16/07	07/30/07	gross α	1.3E-03 ± 5.5E-04			²³⁸ U	4.8E-06 ± 4.3E-06	
	07/16/07	07/30/07	gross β	9.5E-03 ± 1.4E-03					
	07/30/07	08/13/07	gross α	6.2E-04 ± 5.1E-04					
	07/30/07	08/13/07	gross β	1.1E-02 ± 1.5E-03					
	08/13/07	08/28/07	gross α	1.3E-03 ± 5.3E-04					
	08/13/07	08/28/07	gross β	1.5E-02 ± 1.9E-03					
	08/28/07	09/11/07	gross α	1.1E-03 ± 5.0E-04					
	08/28/07	09/11/07	gross β	1.5E-02 ± 1.9E-03					
	09/11/07	09/24/07	gross α	1.2E-03 ± 5.4E-04					
	09/11/07	09/24/07	gross β	1.3E-02 ± 1.7E-03					
	09/24/07	10/08/07	gross α	1.0E-03 ± 4.8E-04					
	09/24/07	10/08/07	gross β	8.4E-03 ± 1.3E-03					
	10/08/07	10/22/07	gross α	8.4E-04 ± 5.6E-04					
	10/08/07	10/22/07	gross β	1.2E-02 ± 1.7E-03					
	10/22/07	11/06/07	gross α	1.8E-03 ± 6.3E-04					
	10/22/07	11/06/07	gross β	2.5E-02 ± 2.6E-03					
	11/06/07	11/19/07	gross α	7.6E-04 ± 5.6E-04					
	11/06/07	11/19/07	gross β	2.2E-02 ± 2.5E-03					
	11/19/07	12/03/07	gross α	1.2E-03 ± 5.3E-04					
	11/19/07	12/03/07	gross β	2.8E-02 ± 2.9E-03					
	12/03/07	12/17/07	gross α	1.6E-03 ± 6.2E-04					
	12/03/07	12/17/07	gross β	2.6E-02 ± 2.7E-03					
	12/17/07	12/31/07	gross α	8.4E-04 ± 5.6E-04					
	12/17/07	12/31/07	gross β	6.5E-03 ± 1.1E-03					

RQ = Result Qualifier. U = The analyte was analyzed for but not detected.

Table 2-4. Near-Facility Air Sampling Results, 2007 (pCi/m³ ± total analytical uncertainty).
(85 sheets total)

Location	Sample On	Sample Off	Isotope	Result ± Uncertainty	Location	Composite Period	Isotope	Result ± Uncertainty	RQ*
N532 (200-E)	01/02/07	01/15/07	gross α	8.8E-04 ± 5.9E-04	N532	01/02/07 to 06/20/07	⁶⁰ Co	9.0E-06 ± 7.4E-05	U
	01/02/07	01/15/07	gross β	1.7E-02 ± 2.3E-03			¹³⁴ Cs	3.2E-05 ± 7.2E-05	U
	01/15/07	01/29/07	gross α	2.9E-03 ± 8.5E-04			¹³⁷ Cs	3.4E-05 ± 6.9E-05	U
	01/15/07	01/29/07	gross β	5.8E-02 ± 5.9E-03			¹⁵² Eu	1.7E-05 ± 1.5E-04	U
	01/29/07	02/14/07	gross α	2.1E-03 ± 6.7E-04			¹⁵⁴ Eu	-2.2E-04 ± 2.5E-04	U
	01/29/07	02/14/07	gross β	4.2E-02 ± 4.4E-03			¹⁵⁵ Eu	-1.1E-04 ± 1.7E-04	U
	02/14/07	02/28/07	gross α	7.3E-04 ± 5.4E-04			²³⁸ Pu	5.8E-07 ± 2.6E-06	U
	02/14/07	02/28/07	gross β	6.0E-03 ± 1.1E-03			^{239/240} Pu	3.5E-06 ± 3.1E-06	
	02/28/07	03/14/07	gross α	1.3E-03 ± 5.5E-04			¹⁰⁶ Ru	1.7E-05 ± 1.7E-04	U
	02/28/07	03/14/07	gross β	1.4E-02 ± 1.9E-03			¹²⁵ Sb	2.3E-05 ± 1.5E-04	U
	03/14/07	03/28/07	gross α	1.2E-03 ± 5.2E-04			⁹⁰ Sr	-3.6E-04 ± 3.7E-04	U
	03/14/07	03/28/07	gross β	8.9E-03 ± 1.4E-03			²³⁴ U	2.0E-05 ± 1.1E-05	
	03/28/07	04/11/07	gross α	9.5E-04 ± 5.9E-04			²³⁵ U	3.0E-06 ± 3.8E-06	U
	03/28/07	04/11/07	gross β	1.4E-02 ± 2.0E-03			²³⁸ U	7.5E-06 ± 5.7E-06	
	04/11/07	04/25/07	gross α	9.6E-04 ± 6.0E-04	N532	06/20/07 to 01/02/08	⁶⁰ Co	3.3E-05 ± 7.2E-05	U
	04/11/07	04/25/07	gross β	5.8E-03 ± 1.1E-03			¹³⁴ Cs	4.5E-05 ± 7.4E-05	U
	04/25/07	05/09/07	gross α	6.3E-04 ± 5.1E-04			¹³⁷ Cs	-4.0E-06 ± 4.0E-05	U
	04/25/07	05/09/07	gross β	1.1E-02 ± 1.7E-03			¹⁵² Eu	-9.7E-05 ± 1.5E-04	U
	05/09/07	05/23/07	gross α	1.9E-03 ± 6.6E-04			¹⁵⁴ Eu	-5.6E-05 ± 2.2E-04	U
	05/09/07	05/23/07	gross β	1.6E-02 ± 2.1E-03			¹⁵⁵ Eu	-1.1E-04 ± 1.6E-04	U
	05/23/07	06/06/07	gross α	1.1E-03 ± 5.0E-04			²³⁸ Pu	2.6E-06 ± 3.4E-06	U
	05/23/07	06/06/07	gross β	1.9E-02 ± 2.4E-03			^{239/240} Pu	1.3E-06 ± 1.9E-06	U
	06/06/07	06/20/07	gross α	7.1E-04 ± 5.2E-04			¹⁰⁶ Ru	-3.2E-04 ± 5.9E-04	U
	06/06/07	06/20/07	gross β	9.8E-03 ± 1.5E-03			¹²⁵ Sb	-3.9E-05 ± 1.4E-04	U
	06/20/07	07/03/07	gross α	5.4E-04 ± 5.1E-04			⁹⁰ Sr	-1.9E-04 ± 2.0E-04	U
	06/20/07	07/03/07	gross β	9.7E-03 ± 1.6E-03			²³⁴ U	1.5E-05 ± 8.9E-06	
	07/03/07	07/18/07	gross α	1.1E-03 ± 4.9E-04			²³⁵ U	5.2E-06 ± 4.5E-06	
	07/03/07	07/18/07	gross β	1.3E-02 ± 1.8E-03			²³⁸ U	9.0E-06 ± 6.6E-06	
	07/18/07	08/01/07	gross α	9.5E-04 ± 5.9E-04					
	07/18/07	08/01/07	gross β	1.1E-02 ± 1.6E-03					
	08/01/07	08/15/07	gross α	1.7E-03 ± 6.4E-04					
	08/01/07	08/15/07	gross β	1.2E-02 ± 1.7E-03					
	08/15/07	08/29/07	gross α	1.1E-03 ± 5.0E-04					
	08/15/07	08/29/07	gross β	1.1E-02 ± 1.7E-03					
	08/29/07	09/12/07	gross α	1.3E-03 ± 5.5E-04					
	08/29/07	09/12/07	gross β	1.3E-02 ± 1.8E-03					
	09/12/07	09/26/07	gross α	1.6E-03 ± 6.1E-04					
	09/12/07	09/26/07	gross β	1.1E-02 ± 1.7E-03					
	09/26/07	10/10/07	gross α	9.3E-04 ± 5.8E-04					
	09/26/07	10/10/07	gross β	1.2E-02 ± 1.7E-03					
	10/10/07	10/24/07	gross α	8.4E-04 ± 5.7E-04					
	10/10/07	10/24/07	gross β	1.6E-02 ± 2.1E-03					
	10/24/07	11/07/07	gross α	1.2E-03 ± 5.3E-04					
	10/24/07	11/07/07	gross β	2.6E-02 ± 3.0E-03					
	11/07/07	11/21/07	gross α	1.5E-03 ± 6.0E-04					
	11/07/07	11/21/07	gross β	2.3E-02 ± 2.8E-03					
	11/21/07	12/05/07	gross α	1.8E-03 ± 6.5E-04					
	11/21/07	12/05/07	gross β	3.1E-02 ± 3.5E-03					
	12/05/07	12/19/07	gross α	1.7E-03 ± 6.4E-04					
	12/05/07	12/19/07	gross β	2.8E-02 ± 3.2E-03					
	12/19/07	01/02/08	gross α	8.4E-04 ± 5.6E-04					
	12/19/07	01/02/08	gross β	6.7E-03 ± 1.2E-03					

RQ = Result Qualifier. U = The analyte was analyzed for but not detected.

Table 2-4. Near-Facility Air Sampling Results, 2007 (pCi/m³ ± total analytical uncertainty).
(85 sheets total)

Location	Sample On	Sample Off	Isotope	Result ± Uncertainty	Location	Composite Period	Isotope	Result ± Uncertainty	RQ*
N559	01/02/07	01/15/07	gross α	5.4E-04 ± 5.1E-04	N559	01/02/07 to 06/20/07	⁶⁰ Co	2.1E-05 ± 8.0E-05	U
(200-E)	01/02/07	01/15/07	gross β	1.7E-02 ± 2.3E-03			¹³⁴ Cs	-5.4E-05 ± 6.6E-05	U
	01/15/07	01/29/07	gross α	3.0E-03 ± 8.5E-04			¹³⁷ Cs	-3.0E-05 ± 6.4E-05	U
	01/15/07	01/29/07	gross β	5.4E-02 ± 5.5E-03			¹⁵² Eu	-3.0E-05 ± 1.5E-04	U
	01/29/07	02/14/07	gross α	2.0E-03 ± 6.6E-04			¹⁵⁴ Eu	2.2E-04 ± 2.5E-04	U
	01/29/07	02/14/07	gross β	4.6E-02 ± 4.8E-03			¹⁵⁵ Eu	1.3E-04 ± 2.4E-04	U
	02/14/07	02/28/07	gross α	6.0E-04 ± 4.9E-04			²³⁸ Pu	-7.2E-07 ± 3.2E-06	U
	02/14/07	02/28/07	gross β	9.0E-03 ± 1.5E-03			^{239/240} Pu	4.3E-06 ± 4.4E-06	U
	02/28/07	03/14/07	gross α	1.1E-03 ± 5.0E-04			¹⁰⁶ Ru	-2.2E-04 ± 5.9E-04	U
	02/28/07	03/14/07	gross β	1.4E-02 ± 2.0E-03			¹²⁵ Sb	2.7E-05 ± 1.4E-04	U
	03/14/07	03/28/07	gross α	7.3E-04 ± 5.4E-04			⁹⁰ Sr	-7.3E-05 ± 7.6E-05	U
	03/14/07	03/28/07	gross β	8.8E-03 ± 1.4E-03			²³⁴ U	1.2E-05 ± 8.1E-06	
	03/28/07	04/11/07	gross α	9.5E-04 ± 5.9E-04			²³⁵ U	5.7E-06 ± 4.8E-06	
	03/28/07	04/11/07	gross β	1.4E-02 ± 1.9E-03			²³⁸ U	6.7E-06 ± 5.9E-06	U
	04/11/07	04/25/07	gross α	4.9E-04 ± 4.6E-04					
	04/11/07	04/25/07	gross β	7.9E-03 ± 1.3E-03	N559	06/20/07 to 01/02/08	⁶⁰ Co	1.7E-05 ± 7.7E-05	U
	04/25/07	05/09/07	gross α	1.0E-03 ± 5.0E-04			¹³⁴ Cs	-2.0E-05 ± 6.7E-05	U
	04/25/07	05/09/07	gross β	1.0E-02 ± 1.6E-03			¹³⁷ Cs	2.3E-05 ± 5.5E-05	U
	05/09/07	05/23/07	gross α	1.7E-04 ± 3.6E-04			¹⁵² Eu	1.8E-04 ± 1.6E-04	U
	05/09/07	05/23/07	gross β	1.4E-02 ± 1.9E-03			¹⁵⁴ Eu	-2.9E-05 ± 2.6E-04	U
	05/23/07	06/06/07	gross α	1.3E-03 ± 5.4E-04			¹⁵⁵ Eu	-5.5E-05 ± 1.5E-04	U
	05/23/07	06/06/07	gross β	1.8E-02 ± 2.4E-03			²³⁸ Pu	5.5E-07 ± 5.6E-06	U
	06/06/07	06/20/07	gross α	6.3E-04 ± 5.2E-04			^{239/240} Pu	5.5E-07 ± 5.6E-06	U
	06/06/07	06/20/07	gross β	7.5E-03 ± 1.3E-03			¹⁰⁶ Ru	2.1E-04 ± 5.3E-04	U
	06/20/07	07/03/07	gross α	6.6E-04 ± 5.4E-04			¹²⁵ Sb	-1.2E-04 ± 1.5E-04	U
	06/20/07	07/03/07	gross β	1.0E-02 ± 1.6E-03			⁹⁰ Sr	8.9E-05 ± 1.3E-04	U
	07/03/07	07/18/07	gross α	6.8E-04 ± 5.0E-04			²³⁴ U	1.0E-05 ± 7.1E-06	
	07/03/07	07/18/07	gross β	1.5E-02 ± 2.0E-03			²³⁵ U	2.9E-06 ± 3.2E-06	
	07/18/07	08/01/07	gross α	1.2E-03 ± 5.3E-04			²³⁸ U	6.8E-06 ± 5.4E-06	
	07/18/07	08/01/07	gross β	1.3E-02 ± 1.8E-03					
	08/01/07	08/15/07	gross α	9.3E-04 ± 5.8E-04					
	08/01/07	08/15/07	gross β	9.0E-03 ± 1.5E-03					
	08/15/07	08/29/07	gross α	8.1E-04 ± 5.5E-04					
	08/15/07	08/29/07	gross β	1.4E-02 ± 1.9E-03					
	08/29/07	09/12/07	gross α	7.1E-04 ± 5.2E-04					
	08/29/07	09/12/07	gross β	1.3E-02 ± 1.8E-03					
	09/12/07	09/26/07	gross α	1.5E-03 ± 5.8E-04					
	09/12/07	09/26/07	gross β	1.4E-02 ± 1.9E-03					
	09/26/07	10/10/07	gross α	1.1E-03 ± 5.0E-04					
	09/26/07	10/10/07	gross β	9.1E-03 ± 1.4E-03					
	10/10/07	10/24/07	gross α	9.3E-04 ± 5.8E-04					
	10/10/07	10/24/07	gross β	1.4E-02 ± 1.9E-03					
	10/24/07	11/07/07	gross α	1.4E-03 ± 5.6E-04					
	10/24/07	11/07/07	gross β	2.8E-02 ± 3.2E-03					
	11/07/07	11/21/07	gross α	9.5E-04 ± 5.9E-04					
	11/07/07	11/21/07	gross β	2.5E-02 ± 2.9E-03					
	11/21/07	12/05/07	gross α	1.5E-03 ± 6.0E-04					
	11/21/07	12/05/07	gross β	2.7E-02 ± 3.2E-03					
	12/05/07	12/19/07	gross α	1.6E-03 ± 6.0E-04					
	12/05/07	12/19/07	gross β	3.2E-02 ± 3.5E-03					
	12/19/07	01/02/08	gross α	3.8E-04 ± 4.1E-04					
	12/19/07	01/02/08	gross β	8.4E-03 ± 1.4E-03					

RQ = Result Qualifier. U = The analyte was analyzed for but not detected.

Table 2-4. Near-Facility Air Sampling Results, 2007 (pCi/m³ ± total analytical uncertainty).
(85 sheets total)

Location	Sample On	Sample Off	Isotope	Result ± Uncertainty	Location	Composite Period	Isotope	Result ± Uncertainty	RQ*
N957 (200-E)	01/02/07	01/15/07	gross α	8.0E-04 ± 5.9E-04	N957	01/02/07 to 06/18/07	⁶⁰ Co	-3.1E-05 ± 7.7E-05	U
	01/02/07	01/15/07	gross β	1.7E-02 ± 2.1E-03			¹³⁴ Cs	-5.1E-05 ± 7.2E-05	U
	01/15/07	01/29/07	gross α	3.5E-03 ± 9.2E-04			¹³⁷ Cs	1.4E-04 ± 1.0E-04	
	01/15/07	01/29/07	gross β	3.6E-02 ± 3.5E-03			¹⁵² Eu	-1.7E-04 ± 1.8E-04	U
	01/29/07	02/12/07	gross α	1.4E-03 ± 5.8E-04			¹⁵⁴ Eu	1.4E-04 ± 2.1E-04	U
	01/29/07	02/12/07	gross β	3.1E-02 ± 3.1E-03			¹⁵⁵ Eu	-3.7E-05 ± 1.6E-04	U
	02/12/07	02/27/07	gross α	1.1E-03 ± 4.9E-04			²³⁸ Pu	2.3E-06 ± 1.8E-05	U
	02/12/07	02/27/07	gross β	8.6E-03 ± 1.3E-03			^{239/240} Pu	1.1E-06 ± 1.2E-06	U
	02/27/07	03/12/07	gross α	1.4E-03 ± 5.9E-04			¹⁰⁶ Ru	8.7E-05 ± 5.9E-04	U
	02/27/07	03/12/07	gross β	1.3E-02 ± 1.8E-03			¹²⁵ Sb	-6.0E-05 ± 1.5E-04	U
	03/12/07	03/26/07	gross α	1.7E-04 ± 3.6E-04			⁹⁰ Sr	3.7E-05 ± 1.5E-04	U
	03/12/07	03/26/07	gross β	8.5E-03 ± 1.3E-03			²³⁴ U	1.8E-05 ± 1.0E-05	
	03/26/07	04/10/07	gross α	7.0E-04 ± 5.1E-04			²³⁵ U	7.6E-07 ± 7.9E-07	U
	03/26/07	04/10/07	gross β	1.2E-02 ± 1.6E-03			²³⁸ U	9.9E-06 ± 6.6E-06	
	04/10/07	04/23/07	gross α	9.0E-04 ± 6.1E-04	N957	06/18/07 to 12/31/07	⁶⁰ Co	-7.9E-06 ± 7.5E-05	U
	04/10/07	04/23/07	gross β	7.4E-03 ± 1.3E-03			¹³⁴ Cs	8.5E-06 ± 6.8E-05	U
	04/23/07	05/07/07	gross α	1.3E-03 ± 5.3E-04			¹³⁷ Cs	5.7E-06 ± 5.7E-05	U
	04/23/07	05/07/07	gross β	1.1E-02 ± 1.6E-03			¹⁵² Eu	5.3E-05 ± 1.8E-04	U
	05/07/07	05/21/07	gross α	1.4E-03 ± 5.7E-04			¹⁵⁴ Eu	1.4E-04 ± 2.1E-04	U
	05/07/07	05/21/07	gross β	1.5E-02 ± 1.9E-03			¹⁵⁵ Eu	1.1E-04 ± 1.5E-04	U
	05/21/07	06/04/07	gross α	1.2E-03 ± 5.2E-04			²³⁸ Pu	5.1E-07 ± 5.3E-07	U
	05/21/07	06/04/07	gross β	1.9E-02 ± 2.2E-03			^{239/240} Pu	5.1E-07 ± 5.3E-07	U
	06/04/07	06/18/07	gross α	2.8E-04 ± 4.0E-04			¹⁰⁶ Ru	5.0E-05 ± 5.0E-04	U
	06/04/07	06/18/07	gross β	4.7E-03 ± 9.5E-04			¹²⁵ Sb	1.9E-05 ± 1.3E-04	U
	06/18/07	07/02/07	gross α	1.2E-03 ± 5.2E-04			⁹⁰ Sr	9.2E-06 ± 9.2E-05	U
	06/18/07	07/02/07	gross β	9.7E-03 ± 1.5E-03			²³⁴ U	1.3E-05 ± 8.8E-06	
	07/02/07	07/16/07	gross α	9.8E-04 ± 6.0E-04			²³⁵ U	2.5E-06 ± 3.0E-06	
	07/02/07	07/16/07	gross β	1.3E-02 ± 1.8E-03			²³⁸ U	6.1E-06 ± 4.9E-06	
	07/16/07	07/31/07	gross α	5.8E-04 ± 4.8E-04					
	07/16/07	07/31/07	gross β	1.2E-02 ± 1.6E-03					
	07/31/07	08/13/07	gross α	7.7E-04 ± 5.6E-04					
	07/31/07	08/13/07	gross β	9.7E-03 ± 1.5E-03					
	08/13/07	08/28/07	gross α	7.8E-04 ± 5.3E-04					
	08/13/07	08/28/07	gross β	1.3E-02 ± 1.7E-03					
	08/28/07	09/11/07	gross α	1.4E-03 ± 5.7E-04					
	08/28/07	09/11/07	gross β	1.4E-02 ± 1.8E-03					
	09/11/07	09/24/07	gross α	1.5E-03 ± 6.1E-04					
	09/11/07	09/24/07	gross β	1.4E-02 ± 1.9E-03					
	09/24/07	10/08/07	gross α	1.4E-03 ± 5.8E-04					
	09/24/07	10/08/07	gross β	8.7E-03 ± 1.4E-03					
	10/08/07	10/22/07	gross α	1.4E-03 ± 5.9E-04					
	10/08/07	10/22/07	gross β	1.2E-02 ± 1.7E-03					
	10/22/07	11/06/07	gross α	1.3E-03 ± 5.7E-04					
	10/22/07	11/06/07	gross β	2.3E-02 ± 2.6E-03					
	11/06/07	11/19/07	gross α	6.8E-04 ± 5.6E-04					
	11/06/07	11/19/07	gross β	2.3E-02 ± 2.6E-03					
	11/19/07	12/03/07	gross α	2.0E-03 ± 6.9E-04					
	11/19/07	12/03/07	gross β	2.5E-02 ± 2.7E-03					
	12/03/07	12/17/07	gross α	1.9E-03 ± 6.7E-04					
	12/03/07	12/17/07	gross β	2.5E-02 ± 2.7E-03					
	12/17/07	12/31/07	gross α	7.1E-04 ± 5.2E-04					
	12/17/07	12/31/07	gross β	6.1E-03 ± 1.1E-03					

RQ = Result Qualifier. U = The analyte was analyzed for but not detected.

Table 2-4. Near-Facility Air Sampling Results, 2007 (pCi/m³ ± total analytical uncertainty).
(85 sheets total)

Location	Sample On	Sample Off	Isotope	Result ± Uncertainty	Location	Composite Period	Isotope	Result ± Uncertainty	RQ*
N967	01/02/07	01/15/07	gross α	1.0E-03 ± 6.4E-04	N967	01/02/07 to 06/18/07	⁶⁰ Co	3.4E-05 ± 8.0E-05	U
(200-E)	01/02/07	01/15/07	gross β	1.6E-02 ± 2.0E-03			¹³⁴ Cs	-1.1E-05 ± 7.0E-05	U
	01/15/07	01/29/07	gross α	2.2E-03 ± 7.1E-04			¹³⁷ Cs	4.1E-05 ± 6.4E-05	U
	01/15/07	01/29/07	gross β	3.3E-02 ± 3.3E-03			¹⁵² Eu	-3.4E-05 ± 1.4E-04	U
	01/29/07	02/12/07	gross α	2.4E-03 ± 7.5E-04			¹⁵⁴ Eu	9.5E-06 ± 9.5E-05	U
	01/29/07	02/12/07	gross β	4.6E-02 ± 4.3E-03			¹⁵⁵ Eu	4.8E-05 ± 1.4E-04	U
	02/12/07	02/27/07	gross α	4.8E-04 ± 4.5E-04			²³⁸ Pu	-2.6E-06 ± 1.2E-05	U
	02/12/07	02/27/07	gross β	6.3E-03 ± 1.1E-03			^{239/240} Pu	2.6E-06 ± 3.2E-06	
	02/27/07	03/12/07	gross α	1.4E-03 ± 5.9E-04			¹⁰⁶ Ru	-1.8E-04 ± 5.1E-04	U
	02/27/07	03/12/07	gross β	1.4E-02 ± 1.8E-03			¹²⁵ Sb	-1.0E-04 ± 1.4E-04	U
	03/12/07	03/26/07	gross α	2.8E-04 ± 4.0E-04			⁹⁰ Sr	-9.9E-05 ± 1.0E-04	U
	03/12/07	03/26/07	gross β	7.6E-03 ± 1.2E-03			²³⁴ U	7.9E-06 ± 6.2E-06	
	03/26/07	04/10/07	gross α	1.5E-03 ± 5.7E-04			²³⁵ U	5.2E-06 ± 4.6E-06	
	03/26/07	04/10/07	gross β	1.1E-02 ± 1.5E-03			²³⁸ U	6.3E-06 ± 5.0E-06	
	04/10/07	04/23/07	gross α	8.8E-04 ± 5.9E-04					
	04/10/07	04/23/07	gross β	8.1E-03 ± 1.3E-03	N967	06/18/07 to 12/31/07	⁶⁰ Co	-1.0E-05 ± 7.7E-05	U
	04/23/07	05/07/07	gross α	1.0E-03 ± 4.8E-04			¹³⁴ Cs	-1.1E-05 ± 7.2E-05	U
	04/23/07	05/07/07	gross β	9.0E-03 ± 1.4E-03			¹³⁷ Cs	-8.4E-06 ± 6.4E-05	U
	05/07/07	05/21/07	gross α	1.4E-03 ± 5.8E-04			¹⁵² Eu	5.1E-05 ± 1.6E-04	U
	05/07/07	05/21/07	gross β	1.3E-02 ± 1.7E-03			¹⁵⁴ Eu	7.3E-05 ± 2.5E-04	U
	05/21/07	06/04/07	gross α	1.5E-03 ± 5.9E-04			¹⁵⁵ Eu	-9.0E-05 ± 1.7E-04	U
	05/21/07	06/04/07	gross β	1.7E-02 ± 2.1E-03			²³⁸ Pu	1.5E-06 ± 1.4E-05	U
	06/04/07	06/18/07	gross α	9.3E-04 ± 5.7E-04			^{239/240} Pu	7.6E-07 ± 7.6E-06	U
	06/04/07	06/18/07	gross β	5.6E-03 ± 1.1E-03			¹⁰⁶ Ru	-2.2E-04 ± 5.9E-04	U
	06/18/07	07/02/07	gross α	9.8E-04 ± 6.0E-04			¹²⁵ Sb	1.3E-04 ± 1.5E-04	U
	06/18/07	07/02/07	gross β	8.1E-03 ± 1.3E-03			⁹⁰ Sr	4.7E-04 ± 2.3E-04	
	07/02/07	07/16/07	gross α	1.1E-03 ± 5.3E-04			²³⁴ U	8.9E-06 ± 6.3E-06	
	07/02/07	07/16/07	gross β	1.5E-02 ± 1.9E-03			²³⁵ U	1.8E-06 ± 3.6E-06	U
	07/16/07	07/30/07	gross α	1.2E-03 ± 7.5E-04			²³⁸ U	8.1E-06 ± 5.9E-06	
	07/16/07	07/30/07	gross β	1.3E-02 ± 1.9E-03					
	07/30/07	08/13/07	gross α	1.2E-03 ± 5.2E-04					
	07/30/07	08/13/07	gross β	9.9E-03 ± 1.5E-03					
	08/13/07	08/28/07	gross α	1.4E-03 ± 6.0E-04					
	08/13/07	08/28/07	gross β	1.2E-02 ± 1.7E-03					
	08/28/07	09/11/07	gross α	1.2E-03 ± 5.5E-04					
	08/28/07	09/11/07	gross β	1.5E-02 ± 2.0E-03					
	09/11/07	09/24/07	gross α	2.1E-03 ± 7.4E-04					
	09/11/07	09/24/07	gross β	2.4E-02 ± 2.7E-03					
	09/24/07	10/08/07	gross α	6.3E-04 ± 5.2E-04					
	09/24/07	10/08/07	gross β	9.3E-03 ± 1.4E-03					
	10/08/07	10/22/07	gross α	1.4E-03 ± 5.8E-04					
	10/08/07	10/22/07	gross β	1.3E-02 ± 1.8E-03					
	10/22/07	11/06/07	gross α	1.1E-03 ± 5.4E-04					
	10/22/07	11/06/07	gross β	2.6E-02 ± 2.8E-03					
	11/06/07	11/19/07	gross α	1.6E-03 ± 6.6E-04					
	11/06/07	11/19/07	gross β	2.3E-02 ± 2.6E-03					
	11/19/07	12/03/07	gross α	1.9E-03 ± 6.7E-04					
	11/19/07	12/03/07	gross β	2.3E-02 ± 2.6E-03					
	12/03/07	12/17/07	gross α	1.5E-03 ± 5.9E-04					
	12/03/07	12/17/07	gross β	2.6E-02 ± 2.8E-03					
	12/17/07	12/31/07	gross α	6.0E-04 ± 4.9E-04					
	12/17/07	12/31/07	gross β	7.0E-03 ± 1.2E-03					

RQ = Result Qualifier. U = The analyte was analyzed for but not detected.

Table 2-4. Near-Facility Air Sampling Results, 2007 (pCi/m³ ± total analytical uncertainty).
(85 sheets total)

Location	Sample On	Sample Off	Isotope	Result ± Uncertainty	Location	Composite Period	Isotope	Result ± Uncertainty	RQ*
N968 (200-E)	01/02/07	01/15/07	gross α	6.6E-04 ± 5.4E-04	N968	01/02/07 to 06/18/07	⁶⁰ Co	4.7E-05 ± 8.4E-05	U
	01/02/07	01/15/07	gross β	1.7E-02 ± 2.1E-03			¹³⁴ Cs	1.7E-05 ± 7.2E-05	U
	01/15/07	01/29/07	gross α	2.6E-03 ± 7.9E-04			¹³⁷ Cs	-2.8E-06 ± 2.8E-05	U
	01/15/07	01/29/07	gross β	4.0E-02 ± 3.8E-03			¹⁵² Eu	-3.0E-05 ± 1.7E-04	U
	01/29/07	02/12/07	gross α	2.0E-03 ± 6.9E-04			¹⁵⁴ Eu	-1.7E-04 ± 2.2E-04	U
	01/29/07	02/12/07	gross β	3.6E-02 ± 3.5E-03			¹⁵⁵ Eu	-1.3E-05 ± 1.3E-04	U
	02/12/07	02/27/07	gross α	1.0E-03 ± 4.8E-04			²³⁸ Pu	7.8E-06 ± 1.6E-05	U
	02/12/07	02/27/07	gross β	7.3E-03 ± 1.2E-03			^{239/240} Pu	2.3E-06 ± 3.6E-06	U
	02/27/07	03/12/07	gross α	5.7E-04 ± 5.3E-04			¹⁰⁶ Ru	4.2E-04 ± 5.9E-04	U
	02/27/07	03/12/07	gross β	1.1E-02 ± 1.6E-03			¹²⁵ Sb	-1.2E-04 ± 1.5E-04	U
	03/12/07	03/26/07	gross α	2.8E-04 ± 4.0E-04			⁹⁰ Sr	-8.5E-05 ± 8.8E-05	U
	03/12/07	03/26/07	gross β	8.0E-03 ± 1.3E-03			²³⁴ U	1.6E-05 ± 9.5E-06	
	03/26/07	04/10/07	gross α	6.8E-04 ± 5.0E-04			²³⁵ U	-7.9E-07 ± 1.6E-06	U
	03/26/07	04/10/07	gross β	1.1E-02 ± 1.5E-03			²³⁸ U	8.0E-06 ± 5.7E-06	
	04/10/07	04/23/07	gross α	6.6E-04 ± 5.4E-04	N968	06/18/07 to 12/31/07	⁶⁰ Co	1.5E-05 ± 6.7E-05	U
	04/10/07	04/23/07	gross β	6.8E-03 ± 1.2E-03			¹³⁴ Cs	4.5E-05 ± 6.5E-05	U
	04/23/07	05/07/07	gross α	9.8E-04 ± 6.1E-04			¹³⁷ Cs	-3.6E-05 ± 5.2E-05	U
	04/23/07	05/07/07	gross β	8.9E-03 ± 1.4E-03			¹⁵² Eu	7.2E-05 ± 1.4E-04	U
	05/07/07	05/21/07	gross α	1.1E-03 ± 5.1E-04			¹⁵⁴ Eu	-8.0E-05 ± 2.3E-04	U
	05/07/07	05/21/07	gross β	1.6E-02 ± 2.0E-03			¹⁵⁵ Eu	1.1E-05 ± 1.1E-04	U
	05/21/07	06/04/07	gross α	1.6E-03 ± 6.2E-04			²³⁸ Pu	-9.1E-06 ± 3.0E-05	U
	05/21/07	06/04/07	gross β	1.6E-02 ± 2.0E-03			^{239/240} Pu	1.8E-06 ± 6.3E-06	U
	06/04/07	06/18/07	gross α	9.5E-04 ± 5.9E-04			¹⁰⁶ Ru	-4.7E-04 ± 5.5E-04	U
	06/04/07	06/18/07	gross β	8.2E-03 ± 1.3E-03			¹²⁵ Sb	1.5E-05 ± 1.2E-04	U
	06/18/07	07/02/07	gross α	4.0E-04 ± 4.5E-04			⁹⁰ Sr	-6.2E-05 ± 6.5E-05	U
	06/18/07	07/02/07	gross β	1.1E-02 ± 1.6E-03			²³⁴ U	1.3E-05 ± 7.8E-06	
	07/02/07	07/16/07	gross α	1.2E-03 ± 5.4E-04			²³⁵ U	8.0E-07 ± 2.8E-06	U
	07/02/07	07/16/07	gross β	1.5E-02 ± 1.9E-03			²³⁸ U	6.7E-06 ± 5.5E-06	
	07/16/07	07/30/07	gross α	1.5E-03 ± 5.9E-04					
	07/16/07	07/30/07	gross β	1.1E-02 ± 1.6E-03					
	07/30/07	08/13/07	gross α	7.5E-04 ± 5.5E-04					
	07/30/07	08/13/07	gross β	9.7E-03 ± 1.5E-03					
	08/13/07	08/28/07	gross α	1.0E-03 ± 4.8E-04					
	08/13/07	08/28/07	gross β	1.2E-02 ± 1.6E-03					
	08/28/07	09/11/07	gross α	1.1E-03 ± 5.1E-04					
	08/28/07	09/11/07	gross β	1.4E-02 ± 1.9E-03					
	09/11/07	09/24/07	gross α	1.2E-03 ± 5.5E-04					
	09/11/07	09/24/07	gross β	1.3E-02 ± 1.8E-03					
	09/24/07	10/08/07	gross α	1.5E-03 ± 5.9E-04					
	09/24/07	10/08/07	gross β	9.3E-03 ± 1.4E-03					
	10/08/07	10/22/07	gross α	5.2E-04 ± 4.8E-04					
	10/08/07	10/22/07	gross β	1.4E-02 ± 1.8E-03					
	10/22/07	11/06/07	gross α	1.7E-03 ± 6.1E-04					
	10/22/07	11/06/07	gross β	2.4E-02 ± 2.5E-03					
	11/06/07	11/19/07	gross α	1.4E-03 ± 6.0E-04					
	11/06/07	11/19/07	gross β	2.4E-02 ± 2.7E-03					
	11/19/07	12/03/07	gross α	1.6E-03 ± 6.1E-04					
	11/19/07	12/03/07	gross β	2.0E-02 ± 2.3E-03					
	12/03/07	12/17/07	gross α	2.1E-03 ± 7.2E-04					
	12/03/07	12/17/07	gross β	2.4E-02 ± 2.6E-03					
	12/17/07	12/31/07	gross α	5.2E-04 ± 4.8E-04					
	12/17/07	12/31/07	gross β	8.0E-03 ± 1.3E-03					

RQ = Result Qualifier. U = The analyte was analyzed for but not detected.

Table 2-4. Near-Facility Air Sampling Results, 2007 (pCi/m³ ± total analytical uncertainty).
(85 sheets total)

Location	Sample On	Sample Off	Isotope	Result ± Uncertainty	Location	Composite Period	Isotope	Result ± Uncertainty	RQ*
N969	01/02/07	01/15/07	gross α	1.4E-03 ± 5.9E-04	N969	01/02/07 to 06/18/07	⁶⁰ Co	-1.4E-05 ± 1.0E-04	U
(200-E)	01/02/07	01/15/07	gross β	1.8E-02 ± 2.2E-03			¹³⁴ Cs	3.9E-05 ± 1.2E-04	U
	01/15/07	01/29/07	gross α	2.3E-03 ± 7.5E-04			¹³⁷ Cs	-1.0E-05 ± 1.0E-04	U
	01/15/07	01/29/07	gross β	4.6E-02 ± 4.3E-03			¹⁵² Eu	-8.4E-05 ± 2.4E-04	U
	01/29/07	02/12/07	gross α	1.8E-03 ± 6.5E-04			¹⁵⁴ Eu	-3.7E-05 ± 3.0E-04	U
	01/29/07	02/12/07	gross β	3.5E-02 ± 3.5E-03			¹⁵⁵ Eu	-7.2E-05 ± 1.9E-04	U
	02/12/07	02/27/07	gross α	1.1E-03 ± 5.0E-04			²³⁸ Pu	-1.6E-05 ± 1.6E-05	U
	02/12/07	02/27/07	gross β	1.0E-02 ± 1.4E-03			^{239/240} Pu	2.2E-06 ± 4.0E-06	U
	02/27/07	03/12/07	gross α	1.0E-03 ± 6.4E-04			¹⁰⁶ Ru	-1.4E-04 ± 9.6E-04	U
	02/27/07	03/12/07	gross β	1.2E-02 ± 1.6E-03			¹²⁵ Sb	-1.3E-04 ± 2.6E-04	U
	03/12/07	03/26/07	gross α	9.8E-04 ± 6.1E-04			⁹⁰ Sr	-1.7E-04 ± 1.8E-04	U
	03/12/07	03/26/07	gross β	7.0E-03 ± 1.2E-03			²³⁴ U	8.2E-06 ± 6.2E-06	
	03/26/07	04/10/07	gross α	1.1E-03 ± 4.9E-04			²³⁵ U	7.5E-07 ± 1.5E-06	U
	03/26/07	04/10/07	gross β	1.2E-02 ± 1.6E-03			²³⁸ U	4.1E-06 ± 3.7E-06	
	04/10/07	04/23/07	gross α	8.0E-04 ± 5.9E-04					
	04/10/07	04/23/07	gross β	5.7E-03 ± 1.1E-03	N969	06/18/07 to 12/31/07	⁶⁰ Co	1.7E-07 ± 1.7E-06	U
	04/23/07	05/07/07	gross α	4.0E-04 ± 4.5E-04			¹³⁴ Cs	2.5E-05 ± 5.1E-05	U
	04/23/07	05/07/07	gross β	1.2E-02 ± 1.7E-03			¹³⁷ Cs	2.3E-05 ± 5.1E-05	U
	05/07/07	05/21/07	gross α	1.5E-03 ± 5.9E-04			¹⁵² Eu	-3.6E-05 ± 1.2E-04	U
	05/07/07	05/21/07	gross β	1.7E-02 ± 2.1E-03			¹⁵⁴ Eu	1.1E-04 ± 1.5E-04	U
	05/21/07	06/04/07	gross α	8.8E-04 ± 5.9E-04			¹⁵⁵ Eu	-5.0E-05 ± 1.4E-04	U
	05/21/07	06/04/07	gross β	1.9E-02 ± 2.3E-03			²³⁸ Pu	-9.3E-06 ± 1.3E-05	U
	06/04/07	06/18/07	gross α	8.4E-04 ± 5.6E-04			^{239/240} Pu	2.5E-06 ± 4.6E-06	U
	06/04/07	06/18/07	gross β	5.7E-03 ± 1.1E-03			¹⁰⁶ Ru	2.4E-04 ± 4.3E-04	U
	06/18/07	07/02/07	gross α	1.1E-03 ± 5.1E-04			¹²⁵ Sb	6.5E-05 ± 1.2E-04	U
	06/18/07	07/02/07	gross β	8.1E-03 ± 1.3E-03			⁹⁰ Sr	-9.2E-05 ± 9.5E-05	U
	07/02/07	07/16/07	gross α	2.1E-03 ± 7.1E-04			²³⁴ U	1.0E-05 ± 6.5E-06	
	07/02/07	07/16/07	gross β	1.3E-02 ± 1.7E-03			²³⁵ U	7.8E-07 ± 2.7E-06	U
	07/16/07	07/31/07	gross α	6.0E-04 ± 4.9E-04			²³⁸ U	5.0E-06 ± 4.2E-06	
	07/16/07	07/31/07	gross β	1.2E-02 ± 1.6E-03					
	07/31/07	08/13/07	gross α	1.0E-03 ± 6.4E-04					
	07/31/07	08/13/07	gross β	1.1E-02 ± 1.6E-03					
	08/13/07	08/28/07	gross α	1.2E-03 ± 5.2E-04					
	08/13/07	08/28/07	gross β	1.0E-02 ± 1.5E-03					
	08/28/07	09/11/07	gross α	4.0E-04 ± 4.5E-04					
	08/28/07	09/11/07	gross β	1.1E-02 ± 1.6E-03					
	09/11/07	09/24/07	gross α	1.4E-03 ± 6.0E-04					
	09/11/07	09/24/07	gross β	1.4E-02 ± 1.9E-03					
	09/24/07	10/08/07	gross α	9.3E-04 ± 5.7E-04					
	09/24/07	10/08/07	gross β	9.5E-03 ± 1.4E-03					
	10/08/07	10/22/07	gross α	5.2E-04 ± 4.9E-04					
	10/08/07	10/22/07	gross β	1.6E-02 ± 2.0E-03					
	10/22/07	11/06/07	gross α	1.7E-03 ± 6.5E-04					
	10/22/07	11/06/07	gross β	2.4E-02 ± 2.7E-03					
	11/06/07	11/19/07	gross α	1.3E-03 ± 5.6E-04					
	11/06/07	11/19/07	gross β	2.5E-02 ± 2.8E-03					
	11/19/07	12/03/07	gross α	1.0E-03 ± 4.8E-04					
	11/19/07	12/03/07	gross β	2.6E-02 ± 2.8E-03					
	12/03/07	12/17/07	gross α	1.6E-03 ± 6.1E-04					
	12/03/07	12/17/07	gross β	2.6E-02 ± 2.8E-03					
	12/17/07	12/31/07	gross α	1.2E-03 ± 5.4E-04					
	12/17/07	12/31/07	gross β	7.4E-03 ± 1.2E-03					

RQ = Result Qualifier. U = The analyte was analyzed for but not detected.

Table 2-4. Near-Facility Air Sampling Results, 2007 (pCi/m³ ± total analytical uncertainty).
(85 sheets total)

Location	Sample On	Sample Off	Isotope	Result ± Uncertainty	Location	Composite Period	Isotope	Result ± Uncertainty	RQ*
N970	01/02/07	01/15/07	gross α	1.2E-03 ± 5.5E-04	N970	01/02/07 to 06/18/07	⁶⁰ Co	-8.4E-07 ± 8.4E-06	U
(200-E)	01/02/07	01/15/07	gross β	1.4E-02 ± 1.9E-03			¹³⁴ Cs	-5.9E-05 ± 8.3E-05	U
	01/15/07	01/29/07	gross α	1.7E-03 ± 6.4E-04			¹³⁷ Cs	1.4E-04 ± 1.1E-04	
	01/15/07	01/29/07	gross β	4.4E-02 ± 4.1E-03			¹⁵² Eu	-7.8E-05 ± 1.8E-04	U
	01/29/07	02/12/07	gross α	2.4E-03 ± 7.5E-04			¹⁵⁴ Eu	-3.9E-05 ± 2.3E-04	U
	01/29/07	02/12/07	gross β	3.8E-02 ± 3.7E-03			¹⁵⁵ Eu	-7.2E-06 ± 7.2E-05	U
	02/12/07	02/27/07	gross α	3.7E-04 ± 4.1E-04			²³⁸ Pu	1.6E-06 ± 1.6E-05	U
	02/12/07	02/27/07	gross β	9.2E-03 ± 1.3E-03			^{239/240} Pu	-8.2E-07 ± 5.0E-06	U
	02/27/07	03/12/07	gross α	3.0E-04 ± 4.3E-04			¹⁰⁶ Ru	7.6E-04 ± 7.7E-04	U
	02/27/07	03/12/07	gross β	1.2E-02 ± 1.7E-03			¹²⁵ Sb	-5.0E-06 ± 5.1E-05	U
	03/12/07	03/26/07	gross α	8.4E-04 ± 5.6E-04			⁹⁰ Sr	-1.7E-04 ± 1.7E-04	U
	03/12/07	03/26/07	gross β	8.8E-03 ± 1.4E-03			²³⁴ U	1.0E-05 ± 6.5E-06	
	03/26/07	04/10/07	gross α	9.7E-04 ± 4.5E-04			²³⁵ U	3.7E-06 ± 4.1E-06	U
	03/26/07	04/10/07	gross β	1.3E-02 ± 1.7E-03			²³⁸ U	4.0E-06 ± 3.6E-06	
	04/10/07	04/23/07	gross α	3.0E-04 ± 4.3E-04					
	04/10/07	04/23/07	gross β	6.1E-03 ± 1.1E-03	N970	06/18/07 to 12/31/07	⁶⁰ Co	-1.7E-05 ± 8.7E-05	U
	04/23/07	05/07/07	gross α	5.1E-04 ± 4.7E-04			¹³⁴ Cs	1.9E-05 ± 9.7E-05	U
	04/23/07	05/07/07	gross β	9.6E-03 ± 1.4E-03			¹³⁷ Cs	-3.5E-05 ± 8.4E-05	U
	05/07/07	05/21/07	gross α	1.9E-03 ± 6.6E-04			¹⁵² Eu	4.7E-05 ± 2.3E-04	U
	05/07/07	05/21/07	gross β	1.6E-02 ± 2.0E-03			¹⁵⁴ Eu	1.3E-04 ± 2.9E-04	U
	05/21/07	06/04/07	gross α	1.4E-03 ± 5.8E-04			¹⁵⁵ Eu	3.3E-06 ± 3.3E-05	U
	05/21/07	06/04/07	gross β	1.3E-02 ± 1.7E-03			²³⁸ Pu	-4.1E-06 ± 1.4E-05	U
	06/04/07	06/18/07	gross α	4.9E-05 ± 2.9E-04			^{239/240} Pu	2.5E-06 ± 4.4E-06	U
	06/04/07	06/18/07	gross β	6.6E-03 ± 1.1E-03			¹⁰⁶ Ru	-1.5E-04 ± 7.9E-04	U
	06/18/07	07/02/07	gross α	3.9E-04 ± 4.4E-04			¹²⁵ Sb	6.5E-05 ± 2.0E-04	U
	06/18/07	07/02/07	gross β	9.5E-03 ± 1.4E-03			⁹⁰ Sr	8.4E-07 ± 8.4E-06	U
	07/02/07	07/16/07	gross α	9.8E-04 ± 6.1E-04			²³⁴ U	1.0E-05 ± 6.6E-06	
	07/02/07	07/16/07	gross β	1.3E-02 ± 1.8E-03			²³⁵ U	4.6E-06 ± 3.9E-06	
	07/16/07	07/31/07	gross α	4.8E-04 ± 4.5E-04			²³⁸ U	4.9E-06 ± 3.9E-06	
	07/16/07	07/31/07	gross β	9.0E-03 ± 1.3E-03					
	07/31/07	08/13/07	gross α	5.5E-04 ± 5.1E-04					
	07/31/07	08/13/07	gross β	1.2E-02 ± 1.7E-03					
	08/13/07	08/28/07	gross α	7.0E-04 ± 5.1E-04					
	08/13/07	08/28/07	gross β	1.2E-02 ± 1.6E-03					
	08/28/07	09/11/07	gross α	8.6E-04 ± 5.8E-04					
	08/28/07	09/11/07	gross β	1.5E-02 ± 1.9E-03					
	09/11/07	09/24/07	gross α	2.1E-03 ± 7.2E-04					
	09/11/07	09/24/07	gross β	1.3E-02 ± 1.8E-03					
	09/24/07	10/08/07	gross α	9.3E-04 ± 5.7E-04					
	09/24/07	10/08/07	gross β	6.6E-03 ± 1.1E-03					
	10/08/07	10/22/07	gross α	1.5E-03 ± 5.9E-04					
	10/08/07	10/22/07	gross β	1.1E-02 ± 1.5E-03					
	10/22/07	11/06/07	gross α	1.5E-03 ± 6.0E-04					
	10/22/07	11/06/07	gross β	2.6E-02 ± 2.7E-03					
	11/06/07	11/19/07	gross α	1.1E-03 ± 5.4E-04					
	11/06/07	11/19/07	gross β	2.2E-02 ± 2.5E-03					
	11/19/07	12/03/07	gross α	2.3E-03 ± 7.3E-04					
	11/19/07	12/03/07	gross β	2.5E-02 ± 2.7E-03					
	12/03/07	12/17/07	gross α	1.9E-03 ± 6.7E-04					
	12/03/07	12/17/07	gross β	2.3E-02 ± 2.5E-03					
	12/17/07	12/31/07	gross α	2.8E-04 ± 4.0E-04					
	12/17/07	12/31/07	gross β	5.6E-03 ± 1.0E-03					

RQ = Result Qualifier. U = The analyte was analyzed for but not detected.

Table 2-4. Near-Facility Air Sampling Results, 2007 (pCi/m³ ± total analytical uncertainty).
(85 sheets total)

Location	Sample On	Sample Off	Isotope	Result ± Uncertainty	Location	Composite Period	Isotope	Result ± Uncertainty	RQ*
N972	01/02/07	01/15/07	gross α	5.4E-04 ± 5.1E-04	N972	01/02/07 to 06/18/07	⁶⁰ Co	2.5E-06 ± 2.5E-05	U
(200-E)	01/02/07	01/15/07	gross β	1.9E-02 ± 2.3E-03			¹³⁴ Cs	-8.2E-05 ± 8.6E-05	U
	01/15/07	01/29/07	gross α	3.3E-03 ± 8.9E-04			¹³⁷ Cs	6.5E-05 ± 8.2E-05	U
	01/15/07	01/29/07	gross β	5.8E-02 ± 5.2E-03			¹⁵² Eu	1.7E-06 ± 1.8E-06	U
	01/29/07	02/12/07	gross α	2.6E-03 ± 7.9E-04			¹⁵⁴ Eu	5.6E-05 ± 2.2E-04	U
	01/29/07	02/12/07	gross β	4.5E-02 ± 4.2E-03			¹⁵⁵ Eu	1.0E-04 ± 1.4E-04	U
	02/12/07	02/27/07	gross α	1.2E-03 ± 5.0E-04			²³⁸ Pu	1.2E-05 ± 1.6E-05	U
	02/12/07	02/27/07	gross β	8.0E-03 ± 1.3E-03			^{239/240} Pu	2.6E-06 ± 3.1E-06	
	02/27/07	03/12/07	gross α	1.2E-03 ± 5.5E-04			¹⁰⁶ Ru	2.2E-04 ± 5.5E-04	U
	02/27/07	03/12/07	gross β	1.3E-02 ± 1.8E-03			¹²⁵ Sb	-1.6E-04 ± 1.6E-04	U
	03/12/07	03/26/07	gross α	4.9E-04 ± 4.6E-04			⁹⁰ Sr	-2.0E-05 ± 2.1E-05	U
	03/12/07	03/26/07	gross β	7.6E-03 ± 1.2E-03			²³⁴ U	3.6E-06 ± 3.5E-06	
	03/26/07	04/10/07	gross α	3.5E-04 ± 4.0E-04			²³⁵ U	7.2E-07 ± 7.4E-07	U
	03/26/07	04/10/07	gross β	1.2E-02 ± 1.6E-03			²³⁸ U	4.3E-06 ± 3.9E-06	
	04/10/07	04/23/07	gross α	1.8E-04 ± 3.8E-04					
	04/10/07	04/23/07	gross β	7.0E-03 ± 1.2E-03	N972	06/18/07 to 12/31/07	⁶⁰ Co	2.7E-05 ± 6.3E-05	U
	04/23/07	05/07/07	gross α	7.3E-04 ± 5.3E-04			¹³⁴ Cs	-5.7E-06 ± 5.7E-05	U
	04/23/07	05/07/07	gross β	1.0E-02 ± 1.5E-03			¹³⁷ Cs	1.9E-05 ± 5.2E-05	U
	05/07/07	05/21/07	gross α	1.3E-03 ± 5.3E-04			¹⁵² Eu	5.1E-05 ± 1.4E-04	U
	05/07/07	05/21/07	gross β	1.6E-02 ± 2.0E-03			¹⁵⁴ Eu	-9.2E-05 ± 1.8E-04	U
	05/21/07	06/04/07	gross α	1.2E-03 ± 5.3E-04			¹⁵⁵ Eu	3.2E-05 ± 1.4E-04	U
	05/21/07	06/04/07	gross β	1.5E-02 ± 1.9E-03			²³⁸ Pu	1.4E-06 ± 5.7E-06	U
	06/04/07	06/18/07	gross α	6.0E-04 ± 4.9E-04			^{239/240} Pu	7.2E-07 ± 1.5E-06	U
	06/04/07	06/18/07	gross β	6.0E-03 ± 1.1E-03			¹⁰⁶ Ru	1.1E-04 ± 5.0E-04	U
	06/18/07	07/02/07	gross α	5.0E-04 ± 4.7E-04			¹²⁵ Sb	-2.7E-05 ± 1.2E-04	U
	06/18/07	07/02/07	gross β	1.1E-02 ± 1.5E-03			⁹⁰ Sr	-1.2E-04 ± 1.2E-04	
	07/02/07	07/16/07	gross α	1.6E-03 ± 6.1E-04			²³⁴ U	1.2E-05 ± 8.4E-06	
	07/02/07	07/16/07	gross β	1.4E-02 ± 1.8E-03			²³⁵ U	1.4E-06 ± 2.0E-06	U
	07/16/07	07/31/07	gross α	7.1E-04 ± 5.2E-04			²³⁸ U	7.5E-06 ± 5.2E-06	
	07/16/07	07/31/07	gross β	1.0E-02 ± 1.5E-03					
	07/31/07	08/13/07	gross α	1.4E-03 ± 5.9E-04					
	07/31/07	08/13/07	gross β	9.4E-03 ± 1.5E-03					
	08/13/07	08/28/07	gross α	9.1E-04 ± 5.7E-04					
	08/13/07	08/28/07	gross β	1.3E-02 ± 1.7E-03					
	08/28/07	09/11/07	gross α	1.2E-03 ± 5.4E-04					
	08/28/07	09/11/07	gross β	1.7E-02 ± 2.0E-03					
	09/11/07	09/24/07	gross α	1.2E-03 ± 5.5E-04					
	09/11/07	09/24/07	gross β	9.8E-03 ± 1.5E-03					
	09/24/07	10/08/07	gross α	8.1E-04 ± 5.5E-04					
	09/24/07	10/08/07	gross β	9.4E-03 ± 1.4E-03					
	10/08/07	10/22/07	gross α	1.2E-03 ± 5.4E-04					
	10/08/07	10/22/07	gross β	1.2E-02 ± 1.6E-03					
	10/22/07	11/06/07	gross α	1.1E-03 ± 5.0E-04					
	10/22/07	11/06/07	gross β	2.7E-02 ± 2.8E-03					
	11/06/07	11/19/07	gross α	6.6E-04 ± 5.4E-04					
	11/06/07	11/19/07	gross β	2.2E-02 ± 2.6E-03					
	11/19/07	12/03/07	gross α	2.4E-03 ± 7.5E-04					
	11/19/07	12/03/07	gross β	3.6E-02 ± 3.5E-03					
	12/03/07	12/17/07	gross α	1.9E-03 ± 6.7E-04					
	12/03/07	12/17/07	gross β	2.5E-02 ± 2.7E-03					
	12/17/07	12/31/07	gross α	7.3E-04 ± 5.3E-04					
	12/17/07	12/31/07	gross β	6.6E-03 ± 1.1E-03					

RQ = Result Qualifier. U = The analyte was analyzed for but not detected.

Table 2-4. Near-Facility Air Sampling Results, 2007 (pCi/m³ ± total analytical uncertainty).
(85 sheets total)

Location	Sample On	Sample Off	Isotope	Result ± Uncertainty	Location	Composite Period	Isotope	Result ± Uncertainty	RQ*
N973	01/02/07	01/29/07	gross α	1.4E-03 ± 4.4E-04	N973	01/02/07 to 06/18/07	⁶⁰ Co	-1.8E-05 ± 7.0E-05	U
(200-E)	01/02/07	01/29/07	gross β	3.1E-02 ± 2.8E-03			¹³⁴ Cs	-1.6E-05 ± 6.6E-05	U
	01/29/07	02/12/07	gross α	2.0E-03 ± 6.9E-04			¹³⁷ Cs	1.7E-05 ± 6.0E-05	U
	01/29/07	02/12/07	gross β	4.1E-02 ± 3.9E-03			¹⁵² Eu	-2.0E-05 ± 1.4E-04	U
	02/12/07	02/27/07	gross α	4.7E-04 ± 4.4E-04			¹⁵⁴ Eu	1.1E-04 ± 2.2E-04	U
	02/12/07	02/27/07	gross β	8.3E-03 ± 1.3E-03			¹⁵⁵ Eu	-3.0E-05 ± 1.7E-04	U
	02/27/07	03/12/07	gross α	1.4E-03 ± 5.7E-04			²³⁸ Pu	-9.8E-06 ± 1.6E-05	U
	02/27/07	03/12/07	gross β	1.5E-02 ± 2.0E-03			^{239/240} Pu	2.5E-06 ± 4.4E-06	U
	03/12/07	03/26/07	gross α	1.0E-03 ± 4.8E-04			¹⁰⁶ Ru	-3.1E-04 ± 6.0E-04	U
	03/12/07	03/26/07	gross β	9.1E-03 ± 1.4E-03			¹²⁵ Sb	1.0E-04 ± 1.4E-04	U
	03/26/07	04/10/07	gross α	1.2E-03 ± 5.1E-04			⁹⁰ Sr	5.0E-05 ± 1.6E-04	U
	03/26/07	04/10/07	gross β	1.5E-02 ± 1.8E-03			²³⁴ U	5.5E-06 ± 4.8E-06	
	04/10/07	04/23/07	gross α	6.8E-04 ± 5.6E-04			²³⁵ U	6.9E-07 ± 7.2E-07	U
	04/10/07	04/23/07	gross β	6.3E-03 ± 1.2E-03			²³⁸ U	4.1E-06 ± 3.7E-06	
	04/23/07	05/07/07	gross α	8.6E-04 ± 5.8E-04					
	04/23/07	05/07/07	gross β	9.5E-03 ± 1.4E-03					
	05/07/07	05/21/07	gross α	1.4E-03 ± 5.7E-04	N973	06/18/07 to 12/31/07	⁶⁰ Co	-7.9E-06 ± 5.7E-05	U
	05/07/07	05/21/07	gross β	1.5E-02 ± 1.9E-03			¹³⁴ Cs	1.4E-05 ± 5.5E-05	U
	05/21/07	06/04/07	gross α	4.0E-04 ± 4.5E-04			¹³⁷ Cs	1.3E-05 ± 5.6E-05	U
	05/21/07	06/04/07	gross β	1.6E-02 ± 2.0E-03			¹⁵² Eu	-4.9E-05 ± 1.3E-04	U
	06/04/07	06/18/07	gross α	1.6E-04 ± 3.4E-04			¹⁵⁴ Eu	-3.9E-05 ± 1.7E-04	U
	06/04/07	06/18/07	gross β	4.9E-03 ± 9.8E-04			¹⁵⁵ Eu	-5.9E-05 ± 1.4E-04	U
	06/18/07	07/02/07	gross α	5.2E-04 ± 4.8E-04			²³⁸ Pu	-2.2E-06 ± 4.0E-06	U
	06/18/07	07/02/07	gross β	9.8E-03 ± 1.5E-03			^{239/240} Pu	7.4E-07 ± 1.5E-06	U
	07/02/07	07/16/07	gross α	1.2E-03 ± 5.5E-04			¹⁰⁶ Ru	3.5E-05 ± 3.5E-04	U
	07/02/07	07/16/07	gross β	1.3E-02 ± 1.7E-03			¹²⁵ Sb	-2.7E-05 ± 1.2E-04	U
	07/16/07	07/30/07	gross α	1.2E-03 ± 5.3E-04			⁹⁰ Sr	-1.5E-04 ± 1.6E-04	U
	07/16/07	07/30/07	gross β	1.4E-02 ± 1.8E-03			²³⁴ U	1.2E-05 ± 7.4E-06	
	07/30/07	08/13/07	gross α	7.5E-04 ± 5.5E-04			²³⁵ U	-6.6E-07 ± 1.3E-06	U
	07/30/07	08/13/07	gross β	1.2E-02 ± 1.7E-03			²³⁸ U	4.9E-06 ± 4.6E-06	U
	08/13/07	08/28/07	gross α	1.0E-03 ± 4.8E-04					
	08/13/07	08/28/07	gross β	1.2E-02 ± 1.6E-03					
	08/28/07	09/11/07	gross α	5.2E-04 ± 4.8E-04					
	08/28/07	09/11/07	gross β	1.2E-02 ± 1.7E-03					
	09/11/07	09/24/07	gross α	1.7E-03 ± 6.5E-04					
	09/11/07	09/24/07	gross β	1.2E-02 ± 1.7E-03					
	09/24/07	10/08/07	gross α	1.0E-03 ± 4.8E-04					
	09/24/07	10/08/07	gross β	8.8E-03 ± 1.4E-03					
	10/08/07	10/22/07	gross α	8.6E-04 ± 5.8E-04					
	10/08/07	10/22/07	gross β	1.4E-02 ± 1.8E-03					
	10/22/07	11/06/07	gross α	9.9E-04 ± 6.1E-04					
	10/22/07	11/06/07	gross β	2.7E-02 ± 2.8E-03					
	11/06/07	11/19/07	gross α	9.0E-04 ± 6.1E-04					
	11/06/07	11/19/07	gross β	2.4E-02 ± 2.7E-03					
	11/19/07	12/03/07	gross α	1.8E-03 ± 6.4E-04					
	11/19/07	12/03/07	gross β	3.2E-02 ± 3.2E-03					
	12/03/07	12/17/07	gross α	2.6E-03 ± 7.9E-04					
	12/03/07	12/17/07	gross β	2.9E-02 ± 3.0E-03					
	12/17/07	12/31/07	gross α	8.4E-04 ± 5.6E-04					
	12/17/07	12/31/07	gross β	6.5E-03 ± 1.1E-03					

RQ = Result Qualifier. U = The analyte was analyzed for but not detected.

Table 2-4. Near-Facility Air Sampling Results, 2007 (pCi/m³ ± total analytical uncertainty).
(85 sheets total)

Location	Sample On	Sample Off	Isotope	Result ± Uncertainty	Location	Composite Period	Isotope	Result ± Uncertainty	RQ*
N976 (200-E)	01/02/07	01/15/07	gross α	1.4E-03 ± 5.9E-04	N976	01/02/07 to 06/18/07	⁶⁰ Co	-2.4E-05 ± 8.1E-05	U
	01/02/07	01/15/07	gross β	1.5E-02 ± 2.0E-03			¹³⁴ Cs	2.2E-06 ± 2.2E-05	U
	01/15/07	01/29/07	gross α	1.8E-03 ± 6.5E-04			¹³⁷ Cs	8.6E-05 ± 7.9E-05	U
	01/15/07	01/29/07	gross β	3.3E-02 ± 3.3E-03			¹⁵² Eu	5.9E-06 ± 5.9E-05	U
	01/29/07	02/12/07	gross α	1.9E-03 ± 6.7E-04			¹⁵⁴ Eu	-5.8E-05 ± 2.3E-04	U
	01/29/07	02/12/07	gross β	3.7E-02 ± 3.6E-03			¹⁵⁵ Eu	4.5E-05 ± 1.6E-04	U
	02/12/07	02/27/07	gross α	1.1E-03 ± 1.0E-03			²³⁸ Pu	9.2E-06 ± 1.6E-05	U
	02/12/07	02/27/07	gross β	1.7E-02 ± 2.8E-03			^{239/240} Pu	9.4E-07 ± 9.7E-07	U
	02/27/07	03/12/07	gross α	7.2E-04 ± 5.9E-04			¹⁰⁶ Ru	-5.3E-04 ± 6.6E-04	U
	02/27/07	03/12/07	gross β	1.1E-02 ± 1.7E-03			¹²⁵ Sb	1.0E-05 ± 1.1E-04	U
	03/12/07	03/26/07	gross α	9.8E-04 ± 6.1E-04			⁹⁰ Sr	-2.0E-04 ± 2.1E-04	U
	03/12/07	03/26/07	gross β	8.4E-03 ± 1.4E-03			²³⁴ U	2.1E-05 ± 1.1E-05	
	03/26/07	04/10/07	gross α	1.6E-03 ± 5.9E-04			²³⁵ U	5.0E-06 ± 4.5E-06	
	03/26/07	04/10/07	gross β	1.2E-02 ± 1.6E-03			²³⁸ U	1.2E-05 ± 7.5E-06	
	04/10/07	04/23/07	gross α	5.9E-04 ± 5.5E-04	N976	06/18/07 to 12/31/07	⁶⁰ Co	4.4E-05 ± 6.0E-05	U
	04/10/07	04/23/07	gross β	6.0E-03 ± 1.2E-03			¹³⁴ Cs	-1.7E-05 ± 6.5E-05	U
	04/23/07	05/07/07	gross α	9.4E-04 ± 6.3E-04			¹³⁷ Cs	4.2E-05 ± 6.0E-05	U
	04/23/07	05/07/07	gross β	1.0E-02 ± 1.5E-03			¹⁵² Eu	-9.1E-05 ± 1.3E-04	U
	05/07/07	05/21/07	gross α	1.3E-03 ± 5.8E-04			¹⁵⁴ Eu	2.2E-04 ± 2.1E-04	U
	05/07/07	05/21/07	gross β	1.4E-02 ± 1.9E-03			¹⁵⁵ Eu	-8.6E-06 ± 8.6E-05	U
	05/21/07	06/04/07	gross α	1.1E-03 ± 7.5E-04			²³⁸ Pu	-6.2E-07 ± 5.2E-06	U
	05/21/07	06/04/07	gross β	1.9E-02 ± 2.4E-03			^{239/240} Pu	1.2E-06 ± 2.5E-06	U
	06/04/07	06/18/07	gross α	4.9E-04 ± 4.6E-04			¹⁰⁶ Ru	4.4E-04 ± 5.1E-04	U
	06/04/07	06/18/07	gross β	5.8E-03 ± 1.1E-03			¹²⁵ Sb	-7.9E-05 ± 1.3E-04	U
	06/18/07	07/02/07	gross α	4.1E-04 ± 4.6E-04			⁹⁰ Sr	9.6E-07 ± 9.6E-06	U
	06/18/07	07/02/07	gross β	8.6E-03 ± 1.4E-03			²³⁴ U	1.6E-05 ± 9.4E-06	
	07/02/07	07/16/07	gross α	1.2E-03 ± 5.5E-04			²³⁵ U	6.8E-07 ± 7.1E-07	U
	07/02/07	07/16/07	gross β	1.1E-02 ± 1.6E-03			²³⁸ U	1.4E-05 ± 8.2E-06	
	07/16/07	07/31/07	gross α	1.1E-03 ± 5.1E-04					
	07/16/07	07/31/07	gross β	9.3E-03 ± 1.4E-03					
	07/31/07	08/13/07	gross α	7.1E-04 ± 5.8E-04					
	07/31/07	08/13/07	gross β	9.8E-03 ± 1.5E-03					
	08/13/07	08/28/07	gross α	2.8E-04 ± 4.0E-04					
	08/13/07	08/28/07	gross β	1.1E-02 ± 1.5E-03					
	08/28/07	09/11/07	gross α	4.2E-04 ± 4.7E-04					
	08/28/07	09/11/07	gross β	1.4E-02 ± 1.9E-03					
	09/11/07	09/24/07	gross α	2.0E-03 ± 7.4E-04					
	09/11/07	09/24/07	gross β	1.2E-02 ± 1.7E-03					
	09/24/07	10/08/07	gross α	2.4E-03 ± 7.7E-04					
	09/24/07	10/08/07	gross β	9.2E-03 ± 1.5E-03					
	10/08/07	10/22/07	gross α	2.0E-03 ± 7.4E-04					
	10/08/07	10/22/07	gross β	1.4E-02 ± 1.9E-03					
	10/22/07	11/06/07	gross α	7.2E-04 ± 5.3E-04					
	10/22/07	11/06/07	gross β	2.1E-02 ± 2.4E-03					
	11/06/07	11/19/07	gross α	1.4E-03 ± 6.3E-04					
	11/06/07	11/19/07	gross β	2.3E-02 ± 2.7E-03					
	11/19/07	12/03/07	gross α	1.4E-03 ± 5.7E-04					
	11/19/07	12/03/07	gross β	2.5E-02 ± 2.7E-03					
	12/03/07	12/17/07	gross α	1.9E-03 ± 6.9E-04					
	12/03/07	12/17/07	gross β	2.3E-02 ± 2.6E-03					
	12/17/07	12/31/07	gross α	1.2E-03 ± 5.2E-04					
	12/17/07	12/31/07	gross β	5.2E-03 ± 1.0E-03					

RQ = Result Qualifier. U = The analyte was analyzed for but not detected.

Table 2-4. Near-Facility Air Sampling Results, 2007 (pCi/m³ ± total analytical uncertainty).
(85 sheets total)

Location	Sample On	Sample Off	Isotope	Result ± Uncertainty	Location	Composite Period	Isotope	Result ± Uncertainty	RQ*
N977 (200-E)	01/02/07	01/15/07	gross α	1.2E-03 ± 5.5E-04	N977	01/02/07 to 06/18/07	⁶⁰ Co	6.7E-05 ± 7.5E-05	U
	01/02/07	01/15/07	gross β	2.0E-02 ± 2.3E-03			¹³⁴ Cs	1.7E-05 ± 6.8E-05	U
	01/15/07	01/29/07	gross α	1.5E-03 ± 5.9E-04			¹³⁷ Cs	-1.9E-05 ± 5.6E-05	U
	01/15/07	01/29/07	gross β	4.0E-02 ± 3.8E-03			¹⁵² Eu	-3.8E-05 ± 1.5E-04	U
	01/29/07	02/12/07	gross α	2.9E-03 ± 8.4E-04			¹⁵⁴ Eu	3.5E-05 ± 2.0E-04	U
	01/29/07	02/12/07	gross β	3.9E-02 ± 3.8E-03			¹⁵⁵ Eu	-4.2E-05 ± 1.6E-04	U
	02/12/07	02/27/07	gross α	8.7E-04 ± 5.4E-04			²³⁸ Pu	-1.2E-06 ± 1.7E-06	U
	02/12/07	02/27/07	gross β	7.4E-03 ± 1.2E-03			^{239/240} Pu	3.0E-06 ± 2.9E-06	
	02/27/07	03/12/07	gross α	5.2E-04 ± 5.0E-04			¹⁰⁶ Ru	-1.1E-04 ± 5.4E-04	U
	02/27/07	03/12/07	gross β	1.5E-02 ± 1.9E-03			¹²⁵ Sb	-3.5E-05 ± 1.3E-04	U
	03/12/07	03/26/07	gross α	5.0E-04 ± 4.7E-04			⁹⁰ Sr	-8.3E-05 ± 8.6E-05	U
	03/12/07	03/26/07	gross β	6.0E-03 ± 1.1E-03			²³⁴ U	1.5E-05 ± 9.2E-06	
	03/26/07	04/10/07	gross α	1.1E-03 ± 4.9E-04			²³⁵ U	8.4E-07 ± 2.9E-06	U
	03/26/07	04/10/07	gross β	1.2E-02 ± 1.6E-03			²³⁸ U	3.1E-06 ± 4.5E-06	U
	04/10/07	04/23/07	gross α	3.1E-04 ± 4.4E-04	N977	06/18/07 to 12/31/07	⁶⁰ Co	2.9E-05 ± 9.3E-05	U
	04/10/07	04/23/07	gross β	5.1E-03 ± 1.0E-03			¹³⁴ Cs	8.2E-05 ± 1.1E-04	U
	04/23/07	05/07/07	gross α	7.5E-04 ± 5.5E-04			¹³⁷ Cs	2.7E-05 ± 8.6E-05	U
	04/23/07	05/07/07	gross β	1.0E-02 ± 1.5E-03			¹⁵² Eu	3.8E-06 ± 3.8E-05	U
	05/07/07	05/21/07	gross α	9.3E-04 ± 5.7E-04			¹⁵⁴ Eu	-4.0E-05 ± 2.7E-04	U
	05/07/07	05/21/07	gross β	1.5E-02 ± 1.9E-03			¹⁵⁵ Eu	-4.5E-05 ± 1.8E-04	U
	05/21/07	06/04/07	gross α	5.2E-04 ± 4.8E-04			²³⁸ Pu	1.9E-06 ± 4.7E-06	U
	05/21/07	06/04/07	gross β	1.8E-02 ± 2.1E-03			^{239/240} Pu	1.9E-06 ± 2.3E-06	
	06/04/07	06/18/07	gross α	1.4E-04 ± 3.1E-04			¹⁰⁶ Ru	1.7E-04 ± 7.4E-04	U
	06/04/07	06/18/07	gross β	3.4E-03 ± 7.7E-04			¹²⁵ Sb	-2.0E-05 ± 2.0E-04	U
	06/18/07	07/02/07	gross α	8.4E-04 ± 5.6E-04			⁹⁰ Sr	-7.2E-05 ± 7.5E-05	U
	06/18/07	07/02/07	gross β	7.3E-03 ± 1.2E-03			²³⁴ U	1.1E-05 ± 6.7E-06	
	07/02/07	07/16/07	gross α	1.2E-03 ± 5.4E-04			²³⁵ U	2.8E-06 ± 3.0E-06	
	07/02/07	07/16/07	gross β	1.4E-02 ± 1.9E-03			²³⁸ U	1.1E-05 ± 7.0E-06	
	07/16/07	07/31/07	gross α	1.8E-03 ± 6.4E-04					
	07/16/07	07/31/07	gross β	1.1E-02 ± 1.6E-03					
	07/31/07	08/13/07	gross α	4.3E-04 ± 4.7E-04					
	07/31/07	08/13/07	gross β	1.2E-02 ± 1.7E-03					
	08/13/07	08/28/07	gross α	1.3E-03 ± 5.5E-04					
	08/13/07	08/28/07	gross β	1.3E-02 ± 1.7E-03					
	08/28/07	09/11/07	gross α	1.3E-03 ± 5.6E-04					
	08/28/07	09/11/07	gross β	1.5E-02 ± 1.9E-03					
	09/11/07	09/24/07	gross α	6.8E-04 ± 5.6E-04					
	09/11/07	09/24/07	gross β	1.4E-02 ± 1.9E-03					
	09/24/07	10/08/07	gross α	8.4E-04 ± 5.6E-04					
	09/24/07	10/08/07	gross β	8.9E-03 ± 1.4E-03					
	10/08/07	10/22/07	gross α	4.0E-04 ± 4.5E-04					
	10/08/07	10/22/07	gross β	1.3E-02 ± 1.7E-03					
	10/22/07	11/06/07	gross α	9.6E-04 ± 6.0E-04					
	10/22/07	11/06/07	gross β	2.3E-02 ± 2.5E-03					
	11/06/07	11/19/07	gross α	1.2E-03 ± 5.5E-04					
	11/06/07	11/19/07	gross β	2.4E-02 ± 2.8E-03					
	11/19/07	12/03/07	gross α	1.2E-03 ± 5.2E-04					
	11/19/07	12/03/07	gross β	3.1E-02 ± 3.2E-03					
	12/03/07	12/17/07	gross α	1.7E-03 ± 6.3E-04					
	12/03/07	12/17/07	gross β	2.3E-02 ± 2.5E-03					
	12/17/07	12/31/07	gross α	7.1E-04 ± 5.2E-04					
	12/17/07	12/31/07	gross β	6.9E-03 ± 1.2E-03					

RQ = Result Qualifier. U = The analyte was analyzed for but not detected.

Table 2-4. Near-Facility Air Sampling Results, 2007 (pCi/m³ ± total analytical uncertainty).
(85 sheets total)

Location	Sample On	Sample Off	Isotope	Result ± Uncertainty	Location	Composite Period	Isotope	Result ± Uncertainty	RQ*
N978 (200-E)	01/02/07	01/15/07	gross α	1.9E-03 ± 6.9E-04	N978	01/02/07 to 06/18/07	⁶⁰ Co	2.4E-05 ± 7.9E-05	U
	01/02/07	01/15/07	gross β	1.7E-02 ± 2.1E-03			¹³⁴ Cs	9.9E-06 ± 7.4E-05	U
	01/15/07	01/29/07	gross α	1.6E-03 ± 6.2E-04			¹³⁷ Cs	2.2E-05 ± 6.2E-05	U
	01/15/07	01/29/07	gross β	4.4E-02 ± 4.1E-03			¹⁵² Eu	-8.9E-06 ± 8.9E-05	U
	01/29/07	02/12/07	gross α	1.9E-03 ± 6.5E-04			¹⁵⁴ Eu	-2.5E-05 ± 2.2E-04	U
	01/29/07	02/12/07	gross β	3.7E-02 ± 3.6E-03			¹⁵⁵ Eu	-8.3E-05 ± 1.7E-04	U
	02/12/07	02/27/07	gross α	4.5E-05 ± 2.7E-04			²³⁸ Pu	6.7E-07 ± 7.0E-07	U
	02/12/07	02/27/07	gross β	7.5E-03 ± 1.2E-03			^{239/240} Pu	-6.7E-07 ± 1.4E-06	U
	02/27/07	03/12/07	gross α	1.1E-03 ± 9.1E-04			¹⁰⁶ Ru	2.5E-04 ± 6.1E-04	U
	02/27/07	03/12/07	gross β	1.2E-02 ± 2.1E-03			¹²⁵ Sb	-3.2E-05 ± 1.6E-04	U
	03/12/07	03/26/07	gross α	1.4E-03 ± 5.5E-04			⁹⁰ Sr	4.5E-05 ± 1.7E-04	U
	03/12/07	03/26/07	gross β	8.7E-03 ± 1.4E-03			²³⁴ U	9.2E-06 ± 6.9E-06	
	03/26/07	04/10/07	gross α	1.2E-03 ± 5.0E-04			²³⁵ U	3.7E-06 ± 3.9E-06	
	03/26/07	04/10/07	gross β	1.5E-02 ± 1.8E-03			²³⁸ U	6.7E-06 ± 5.3E-06	
	04/10/07	04/23/07	gross α	1.8E-04 ± 3.8E-04	N978	06/18/07 to 12/31/07	⁶⁰ Co	1.0E-04 ± 1.2E-04	U
	04/10/07	04/23/07	gross β	6.9E-03 ± 1.2E-03			¹³⁴ Cs	-2.8E-05 ± 7.3E-05	U
	04/23/07	05/07/07	gross α	6.2E-04 ± 5.0E-04			¹³⁷ Cs	-1.7E-05 ± 6.0E-05	U
	04/23/07	05/07/07	gross β	1.0E-02 ± 1.5E-03			¹⁵² Eu	9.4E-05 ± 1.4E-04	U
	05/07/07	05/21/07	gross α	1.6E-03 ± 6.0E-04			¹⁵⁴ Eu	9.2E-05 ± 2.1E-04	U
	05/07/07	05/21/07	gross β	1.5E-02 ± 1.9E-03			¹⁵⁵ Eu	-9.4E-05 ± 1.4E-04	U
	05/21/07	06/04/07	gross α	1.9E-03 ± 6.7E-04			²³⁸ Pu	4.9E-06 ± 7.2E-06	U
	05/21/07	06/04/07	gross β	1.8E-02 ± 2.1E-03			^{239/240} Pu	1.6E-06 ± 2.4E-06	U
	06/04/07	06/18/07	gross α	1.1E-03 ± 5.0E-04			¹⁰⁶ Ru	1.4E-04 ± 5.2E-04	U
	06/04/07	06/18/07	gross β	9.2E-03 ± 1.4E-03			¹²⁵ Sb	4.4E-05 ± 1.3E-04	U
	06/18/07	07/02/07	gross α	2.9E-04 ± 4.1E-04			⁹⁰ Sr	-7.8E-05 ± 8.1E-05	U
	06/18/07	07/02/07	gross β	8.8E-03 ± 1.4E-03			²³⁴ U	1.4E-05 ± 7.9E-06	
	07/02/07	07/16/07	gross α	1.7E-04 ± 3.5E-04			²³⁵ U	3.7E-06 ± 3.6E-06	
	07/02/07	07/16/07	gross β	1.0E-03 ± 4.6E-04			²³⁸ U	1.1E-05 ± 7.3E-06	
	07/16/07	07/31/07	gross α	6.9E-04 ± 5.1E-04					
	07/16/07	07/31/07	gross β	1.0E-02 ± 1.5E-03					
	07/31/07	08/13/07	gross α	1.2E-03 ± 5.5E-04					
	07/31/07	08/13/07	gross β	1.2E-02 ± 1.6E-03					
	08/13/07	08/28/07	gross α	2.1E-03 ± 6.8E-04					
	08/13/07	08/28/07	gross β	1.1E-02 ± 1.5E-03					
	08/28/07	09/11/07	gross α	5.5E-04 ± 5.1E-04					
	08/28/07	09/11/07	gross β	1.3E-02 ± 1.8E-03					
	09/11/07	09/24/07	gross α	1.0E-03 ± 6.5E-04					
	09/11/07	09/24/07	gross β	1.3E-02 ± 1.8E-03					
	09/24/07	10/08/07	gross α	8.1E-04 ± 5.5E-04					
	09/24/07	10/08/07	gross β	8.8E-03 ± 1.4E-03					
	10/08/07	10/22/07	gross α	1.4E-03 ± 5.7E-04					
	10/08/07	10/22/07	gross β	1.3E-02 ± 1.7E-03					
	10/22/07	11/06/07	gross α	2.0E-03 ± 7.0E-04					
	10/22/07	11/06/07	gross β	2.4E-02 ± 2.6E-03					
	11/06/07	11/19/07	gross α	1.3E-03 ± 5.8E-04					
	11/06/07	11/19/07	gross β	2.3E-02 ± 2.7E-03					
	11/19/07	12/03/07	gross α	1.5E-03 ± 5.9E-04					
	11/19/07	12/03/07	gross β	2.7E-02 ± 2.8E-03					
	12/03/07	12/17/07	gross α	9.8E-04 ± 6.1E-04					
	12/03/07	12/17/07	gross β	2.5E-02 ± 2.7E-03					
	12/17/07	12/31/07	gross α	8.4E-04 ± 5.6E-04					
	12/17/07	12/31/07	gross β	5.1E-03 ± 9.9E-04					

RQ = Result Qualifier. U = The analyte was analyzed for but not detected.

Table 2-4. Near-Facility Air Sampling Results, 2007 (pCi/m³ ± total analytical uncertainty).
(85 sheets total)

Location	Sample On	Sample Off	Isotope	Result ± Uncertainty	Location	Composite Period	Isotope	Result ± Uncertainty	RQ*
N984 (200-E)	01/02/07	01/15/07	gross α	1.0E-03 ± 6.3E-04	N984	01/02/07 to 06/18/07	⁶⁰ Co	-9.7E-05 ± 1.0E-04	U
	01/02/07	01/15/07	gross β	1.9E-02 ± 2.3E-03			¹³⁴ Cs	-4.2E-05 ± 8.2E-05	U
	01/15/07	01/29/07	gross α	1.5E-03 ± 6.2E-04			¹³⁷ Cs	4.9E-04 ± 2.2E-04	
	01/15/07	01/29/07	gross β	4.6E-02 ± 4.3E-03			¹⁵² Eu	1.3E-05 ± 1.3E-04	U
	01/29/07	02/12/07	gross α	2.4E-03 ± 7.7E-04			¹⁵⁴ Eu	-3.3E-05 ± 2.5E-04	U
	01/29/07	02/12/07	gross β	3.8E-02 ± 3.7E-03			¹⁵⁵ Eu	1.4E-04 ± 1.7E-04	U
	02/12/07	02/27/07	gross α	7.8E-04 ± 5.3E-04			²³⁸ Pu	1.4E-06 ± 2.0E-06	U
	02/12/07	02/27/07	gross β	9.7E-03 ± 1.4E-03			^{239/240} Pu	2.0E-06 ± 2.4E-06	
	02/27/07	03/12/07	gross α	1.3E-03 ± 5.6E-04			¹⁰⁶ Ru	-4.6E-04 ± 6.9E-04	U
	02/27/07	03/12/07	gross β	1.3E-02 ± 1.8E-03			¹²⁵ Sb	2.4E-04 ± 2.8E-04	U
	03/12/07	03/26/07	gross α	1.2E-03 ± 5.2E-04			⁹⁰ Sr	-1.0E-04 ± 1.1E-04	U
	03/12/07	03/26/07	gross β	7.8E-03 ± 1.3E-03			²³⁴ U	7.4E-06 ± 5.7E-06	
	03/26/07	04/10/07	gross α	1.0E-03 ± 4.8E-04			²³⁵ U	5.4E-06 ± 4.9E-06	
	03/26/07	04/10/07	gross β	1.1E-02 ± 1.6E-03			²³⁸ U	6.6E-06 ± 5.2E-06	
	04/10/07	04/23/07	gross α	5.7E-04 ± 5.3E-04	N984	06/18/07 to 12/31/07	⁶⁰ Co	-1.1E-05 ± 6.2E-05	U
	04/10/07	04/23/07	gross β	8.0E-03 ± 1.3E-03			¹³⁴ Cs	-4.6E-06 ± 4.6E-05	U
	04/23/07	05/07/07	gross α	7.5E-04 ± 5.5E-04			¹³⁷ Cs	1.5E-04 ± 1.1E-04	
	04/23/07	05/07/07	gross β	8.9E-03 ± 1.4E-03			¹⁵² Eu	2.7E-05 ± 1.3E-04	U
	05/07/07	05/21/07	gross α	8.7E-04 ± 8.2E-04			¹⁵⁴ Eu	1.6E-05 ± 1.6E-04	U
	05/07/07	05/21/07	gross β	1.2E-02 ± 2.1E-03			¹⁵⁵ Eu	8.9E-05 ± 1.3E-04	U
	05/21/07	06/04/07	gross α	7.7E-04 ± 5.6E-04			²³⁸ Pu	1.4E-06 ± 5.0E-06	U
	05/21/07	06/04/07	gross β	1.6E-02 ± 2.0E-03			^{239/240} Pu	9.3E-06 ± 6.3E-06	
	06/04/07	06/18/07	gross α	3.9E-04 ± 4.4E-04			¹⁰⁶ Ru	5.7E-05 ± 4.9E-04	U
	06/04/07	06/18/07	gross β	6.9E-03 ± 1.2E-03			¹²⁵ Sb	6.8E-05 ± 1.2E-04	U
	06/18/07	07/02/07	gross α	8.8E-04 ± 5.9E-04			⁹⁰ Sr	8.4E-05 ± 1.3E-04	U
	06/18/07	07/02/07	gross β	9.4E-03 ± 1.4E-03			²³⁴ U	2.3E-05 ± 1.2E-05	
	07/02/07	07/16/07	gross α	9.3E-04 ± 5.8E-04			²³⁵ U	5.7E-06 ± 4.8E-06	
	07/02/07	07/16/07	gross β	1.3E-02 ± 1.7E-03			²³⁸ U	6.7E-06 ± 5.2E-06	
	07/16/07	07/31/07	gross α	8.0E-04 ± 5.3E-04					
	07/16/07	07/31/07	gross β	1.0E-02 ± 1.5E-03					
	07/31/07	08/13/07	gross α	1.2E-03 ± 5.4E-04					
	07/31/07	08/13/07	gross β	1.3E-02 ± 1.8E-03					
	08/13/07	08/28/07	gross α	1.7E-03 ± 6.1E-04					
	08/13/07	08/28/07	gross β	1.4E-02 ± 1.8E-03					
	08/28/07	09/11/07	gross α	1.1E-03 ± 5.1E-04					
	08/28/07	09/11/07	gross β	1.3E-02 ± 1.8E-03					
	09/11/07	09/24/07	gross α	8.5E-04 ± 6.2E-04					
	09/11/07	09/24/07	gross β	1.4E-02 ± 1.9E-03					
	09/24/07	10/08/07	gross α	6.0E-04 ± 4.9E-04					
	09/24/07	10/08/07	gross β	8.8E-03 ± 1.4E-03					
	10/08/07	10/22/07	gross α	1.2E-03 ± 5.4E-04					
	10/08/07	10/22/07	gross β	1.5E-02 ± 1.9E-03					
	10/22/07	11/06/07	gross α	1.8E-03 ± 6.4E-04					
	10/22/07	11/06/07	gross β	2.4E-02 ± 2.5E-03					
	11/06/07	11/19/07	gross α	1.9E-03 ± 6.8E-04					
	11/06/07	11/19/07	gross β	2.2E-02 ± 2.5E-03					
	11/19/07	12/03/07	gross α	2.1E-03 ± 6.9E-04					
	11/19/07	12/03/07	gross β	2.5E-02 ± 2.7E-03					
	12/03/07	12/17/07	gross α	1.7E-03 ± 6.3E-04					
	12/03/07	12/17/07	gross β	2.8E-02 ± 2.9E-03					
	12/17/07	12/31/07	gross α	6.2E-04 ± 5.0E-04					
	12/17/07	12/31/07	gross β	7.4E-03 ± 1.2E-03					

RQ = Result Qualifier. U = The analyte was analyzed for but not detected.

Table 2-4. Near-Facility Air Sampling Results, 2007 (pCi/m³ ± total analytical uncertainty).
(85 sheets total)

Location	Sample On	Sample Off	Isotope	Result ± Uncertainty	Location	Composite Period	Isotope	Result ± Uncertainty	RQ*
N985 (200-E)	01/02/07	01/15/07	gross α	1.7E-03 ± 6.6E-04	N985	01/02/07 to 06/18/07	⁶⁰ Co	8.0E-06 ± 7.3E-05	U
	01/02/07	01/15/07	gross β	1.8E-02 ± 2.2E-03			¹³⁴ Cs	-2.1E-05 ± 6.9E-05	U
	01/15/07	01/29/07	gross α	3.7E-03 ± 9.7E-04			¹³⁷ Cs	1.0E-04 ± 1.1E-04	U
	01/15/07	01/29/07	gross β	4.6E-02 ± 4.3E-03			¹⁵² Eu	5.6E-05 ± 1.5E-04	U
	01/29/07	02/12/07	gross α	1.9E-03 ± 6.7E-04			¹⁵⁴ Eu	-3.5E-05 ± 2.0E-04	U
	01/29/07	02/12/07	gross β	2.6E-02 ± 2.8E-03			¹⁵⁵ Eu	-1.4E-04 ± 1.8E-04	U
	02/12/07	02/27/07	gross α	7.8E-04 ± 5.3E-04			²³⁸ Pu	-1.4E-06 ± 2.1E-06	U
	02/12/07	02/27/07	gross β	6.9E-03 ± 1.2E-03			^{239/240} Pu	2.1E-06 ± 2.6E-06	
	02/27/07	03/12/07	gross α	1.9E-03 ± 6.9E-04			¹⁰⁶ Ru	1.5E-04 ± 5.8E-04	U
	02/27/07	03/12/07	gross β	1.2E-02 ± 1.7E-03			¹²⁵ Sb	-1.1E-05 ± 1.1E-04	U
	03/12/07	03/26/07	gross α	1.4E-03 ± 5.7E-04			⁹⁰ Sr	-1.5E-04 ± 1.5E-04	U
	03/12/07	03/26/07	gross β	9.0E-03 ± 1.4E-03			²³⁴ U	1.4E-05 ± 8.8E-06	
	03/26/07	04/10/07	gross α	1.3E-03 ± 5.5E-04			²³⁵ U	4.3E-06 ± 5.9E-06	U
	03/26/07	04/10/07	gross β	1.1E-02 ± 1.6E-03			²³⁸ U	8.7E-06 ± 6.9E-06	
	04/10/07	04/23/07	gross α	9.3E-04 ± 6.2E-04	N985	06/18/07 to 12/31/07	⁶⁰ Co	2.9E-05 ± 5.9E-05	U
	04/10/07	04/23/07	gross β	7.5E-03 ± 1.3E-03			¹³⁴ Cs	1.5E-05 ± 6.2E-05	U
	04/23/07	05/07/07	gross α	1.2E-03 ± 5.4E-04			¹³⁷ Cs	1.2E-04 ± 8.8E-05	
	04/23/07	05/07/07	gross β	1.0E-02 ± 1.5E-03			¹⁵² Eu	-9.3E-05 ± 1.5E-04	U
	05/07/07	05/21/07	gross α	1.4E-03 ± 5.8E-04			¹⁵⁴ Eu	3.6E-05 ± 1.6E-04	U
	05/07/07	05/21/07	gross β	1.1E-02 ± 1.6E-03			¹⁵⁵ Eu	-5.4E-07 ± 5.4E-06	U
	05/21/07	06/04/07	gross α	8.8E-04 ± 5.9E-04			²³⁸ Pu	4.1E-06 ± 1.3E-05	U
	05/21/07	06/04/07	gross β	1.7E-02 ± 2.1E-03			^{239/240} Pu	2.0E-06 ± 4.2E-06	U
	06/04/07	06/18/07	gross α	6.3E-04 ± 5.2E-04			¹⁰³ Ru	4.0E-05 ± 5.8E-05	U
	06/04/07	06/18/07	gross β	6.8E-03 ± 1.2E-03			¹⁰⁶ Ru	-1.1E-04 ± 6.1E-04	U
	06/18/07	07/02/07	gross α	6.5E-04 ± 5.3E-04			¹²⁵ Sb	-9.0E-05 ± 1.3E-04	U
	06/18/07	07/02/07	gross β	9.7E-03 ± 1.5E-03			¹¹³ Sn	-2.1E-05 ± 6.9E-05	U
	07/02/07	07/16/07	gross α	8.8E-04 ± 5.9E-04			⁹⁰ Sr	2.9E-05 ± 1.3E-04	U
	07/02/07	07/16/07	gross β	1.6E-02 ± 2.0E-03			²³⁴ U	1.9E-05 ± 1.0E-05	
	07/16/07	07/31/07	gross α	6.0E-04 ± 4.9E-04			²³⁵ U	7.5E-07 ± 7.5E-06	U
	07/16/07	07/31/07	gross β	9.0E-03 ± 1.4E-03			²³⁸ U	1.1E-05 ± 6.8E-06	
	07/31/07	08/13/07	gross α	1.3E-03 ± 5.8E-04			⁶⁵ Zn	-1.4E-04 ± 1.4E-04	U
	07/31/07	08/13/07	gross β	9.9E-03 ± 1.5E-03					
	08/13/07	08/28/07	gross α	1.5E-03 ± 5.8E-04					
	08/13/07	08/28/07	gross β	1.4E-02 ± 1.8E-03					
	08/28/07	09/11/07	gross α	1.6E-03 ± 6.2E-04					
	08/28/07	09/11/07	gross β	1.3E-02 ± 1.7E-03					
	09/11/07	09/24/07	gross α	1.7E-03 ± 6.7E-04					
	09/11/07	09/24/07	gross β	1.2E-02 ± 1.7E-03					
	09/24/07	10/08/07	gross α	8.6E-04 ± 5.8E-04					
	09/24/07	10/08/07	gross β	8.2E-03 ± 1.3E-03					
	10/08/07	10/22/07	gross α	1.4E-03 ± 6.6E-04					
	10/08/07	10/22/07	gross β	9.0E-03 ± 1.5E-03					
	10/22/07	11/06/07	gross α	1.1E-03 ± 5.3E-04					
	10/22/07	11/06/07	gross β	2.5E-02 ± 2.8E-03					
	11/06/07	11/19/07	gross α	2.0E-03 ± 7.2E-04					
	11/06/07	11/19/07	gross β	2.2E-02 ± 2.6E-03					
	11/19/07	12/03/07	gross α	1.9E-03 ± 6.7E-04					
	11/19/07	12/03/07	gross β	2.4E-02 ± 2.6E-03					
	12/03/07	12/17/07	gross α	1.2E-03 ± 5.5E-04					
	12/03/07	12/17/07	gross β	2.6E-02 ± 2.8E-03					
	12/17/07	12/31/07	gross α	4.0E-04 ± 4.5E-04					
	12/17/07	12/31/07	gross β	4.3E-03 ± 9.1E-04					

RQ = Result Qualifier. U = The analyte was analyzed for but not detected.

Table 2-4. Near-Facility Air Sampling Results, 2007 (pCi/m³ ± total analytical uncertainty).
(85 sheets total)

Location	Sample On	Sample Off	Isotope	Result ± Uncertainty	Location	Composite Period	Isotope	Result ± Uncertainty	RQ*
N999	01/02/07	01/15/07	gross α	1.2E-03 ± 5.5E-04	N999	01/02/07 to 06/18/07	⁶⁰ Co	5.2E-08 ± 5.2E-07	U
(200-E)	01/02/07	01/15/07	gross β	1.9E-02 ± 2.3E-03			¹³⁴ Cs	3.7E-05 ± 6.4E-05	U
	01/15/07	01/29/07	gross α	2.2E-03 ± 7.1E-04			¹³⁷ Cs	6.9E-05 ± 6.8E-05	U
	01/15/07	01/29/07	gross β	5.2E-02 ± 4.7E-03			¹⁵² Eu	-2.4E-05 ± 1.5E-04	U
	01/29/07	02/12/07	gross α	2.2E-03 ± 7.3E-04			¹⁵⁴ Eu	-1.5E-05 ± 1.5E-04	U
	01/29/07	02/12/07	gross β	3.6E-02 ± 3.5E-03			¹⁵⁵ Eu	6.2E-05 ± 1.7E-04	U
	02/12/07	02/27/07	gross α	5.7E-04 ± 4.7E-04			²³⁸ Pu	7.9E-06 ± 1.5E-05	U
	02/12/07	02/27/07	gross β	8.8E-03 ± 1.3E-03			^{239/240} Pu	3.0E-06 ± 6.1E-06	U
	02/27/07	03/12/07	gross α	1.7E-03 ± 6.6E-04			¹⁰⁶ Ru	-7.8E-05 ± 5.8E-04	U
	02/27/07	03/12/07	gross β	1.2E-02 ± 1.7E-03			¹²⁵ Sb	-1.2E-04 ± 1.6E-04	U
	03/12/07	03/26/07	gross α	1.1E-03 ± 5.1E-04			⁹⁰ Sr	-1.5E-04 ± 1.5E-04	U
	03/12/07	03/26/07	gross β	6.2E-03 ± 1.1E-03			²³⁴ U	1.5E-05 ± 9.1E-06	
	03/26/07	04/10/07	gross α	6.6E-04 ± 4.9E-04			²³⁵ U	8.9E-07 ± 4.0E-06	U
	03/26/07	04/10/07	gross β	8.1E-03 ± 1.3E-03			²³⁸ U	1.2E-05 ± 8.1E-06	
	04/10/07	04/23/07	gross α	4.2E-04 ± 4.7E-04					
	04/10/07	04/23/07	gross β	7.0E-03 ± 1.2E-03	N999	06/18/07 to 12/31/07	⁶⁰ Co	-1.2E-05 ± 7.4E-05	U
	04/23/07	05/07/07	gross α	9.8E-04 ± 6.1E-04			¹³⁴ Cs	3.1E-05 ± 7.1E-05	U
	04/23/07	05/07/07	gross β	9.5E-03 ± 1.4E-03			¹³⁷ Cs	1.2E-05 ± 6.1E-05	U
	05/07/07	05/21/07	gross α	1.1E-03 ± 7.4E-04			¹⁵² Eu	4.1E-05 ± 1.5E-04	U
	05/07/07	05/21/07	gross β	1.3E-02 ± 2.0E-03			¹⁵⁴ Eu	-1.5E-05 ± 1.5E-04	U
	05/21/07	06/04/07	gross α	1.6E-03 ± 6.1E-04			¹⁵⁵ Eu	2.0E-05 ± 1.5E-04	U
	05/21/07	06/04/07	gross β	1.6E-02 ± 2.0E-03			²³⁸ Pu	-6.6E-07 ± 6.6E-06	U
	06/04/07	06/18/07	gross α	6.0E-04 ± 4.9E-04			^{239/240} Pu	-6.6E-07 ± 3.0E-06	U
	06/04/07	06/18/07	gross β	5.5E-03 ± 1.0E-03			¹⁰⁶ Ru	-1.9E-04 ± 5.9E-04	U
	06/18/07	07/02/07	gross α	5.0E-04 ± 4.7E-04			¹²⁵ Sb	3.2E-05 ± 1.4E-04	U
	06/18/07	07/02/07	gross β	9.4E-03 ± 1.4E-03			⁹⁰ Sr	-3.3E-05 ± 3.5E-05	U
	07/02/07	07/16/07	gross α	1.2E-03 ± 5.4E-04			²³⁴ U	9.1E-06 ± 6.5E-06	
	07/02/07	07/16/07	gross β	1.4E-02 ± 1.8E-03			²³⁵ U	5.4E-06 ± 4.6E-06	
	07/16/07	07/31/07	gross α	1.2E-03 ± 5.2E-04			²³⁸ U	1.5E-05 ± 8.6E-06	
	07/16/07	07/31/07	gross β	1.1E-02 ± 1.5E-03					
	07/31/07	08/13/07	gross α	1.0E-03 ± 6.3E-04					
	07/31/07	08/13/07	gross β	1.2E-02 ± 1.6E-03					
	08/13/07	08/28/07	gross α	1.2E-03 ± 5.1E-04					
	08/13/07	08/28/07	gross β	1.1E-02 ± 1.5E-03					
	08/28/07	09/11/07	gross α	1.3E-03 ± 5.6E-04					
	08/28/07	09/11/07	gross β	1.2E-02 ± 1.7E-03					
	09/11/07	09/24/07	gross α	2.0E-03 ± 7.1E-04					
	09/11/07	09/24/07	gross β	1.4E-02 ± 1.8E-03					
	09/24/07	10/08/07	gross α	1.1E-03 ± 5.0E-04					
	09/24/07	10/08/07	gross β	9.1E-03 ± 1.4E-03					
	10/08/07	10/22/07	gross α	1.3E-03 ± 5.5E-04					
	10/08/07	10/22/07	gross β	1.2E-02 ± 1.6E-03					
	10/22/07	11/06/07	gross α	1.3E-03 ± 5.5E-04					
	10/22/07	11/06/07	gross β	2.4E-02 ± 2.6E-03					
	11/06/07	11/19/07	gross α	1.9E-03 ± 6.9E-04					
	11/06/07	11/19/07	gross β	2.0E-02 ± 2.4E-03					
	11/19/07	12/03/07	gross α	1.4E-03 ± 5.5E-04					
	11/19/07	12/03/07	gross β	2.5E-02 ± 2.7E-03					
	12/03/07	12/17/07	gross α	1.8E-03 ± 6.4E-04					
	12/03/07	12/17/07	gross β	2.4E-02 ± 2.6E-03					
	12/17/07	12/31/07	gross α	9.5E-04 ± 5.9E-04					
	12/17/07	12/31/07	gross β	6.6E-03 ± 1.1E-03					

RQ = Result Qualifier. U = The analyte was analyzed for but not detected.

Table 2-4. Near-Facility Air Sampling Results, 2007 (pCi/m³ ± total analytical uncertainty).
(85 sheets total)

Location	Sample On	Sample Off	Isotope	Result ± Uncertainty	Location	Composite Period	Isotope	Result ± Uncertainty	RQ*
N155 (200-W)	01/02/07	01/15/07	gross α	1.2E-03 ± 5.5E-04	N155	01/02/07 to 06/18/07	⁶⁰ Co	-1.7E-05 ± 1.1E-04	U
	01/02/07	01/15/07	gross β	1.6E-02 ± 2.0E-03			¹³⁴ Cs	1.1E-05 ± 7.9E-05	U
	01/15/07	01/29/07	gross α	1.1E-03 ± 5.1E-04			¹³⁷ Cs	3.0E-05 ± 7.9E-05	U
	01/15/07	01/29/07	gross β	3.0E-02 ± 3.1E-03			¹⁵² Eu	-4.9E-05 ± 2.1E-04	U
	01/29/07	02/12/07	gross α	2.0E-03 ± 6.8E-04			¹⁵⁴ Eu	-7.7E-05 ± 2.6E-04	U
	01/29/07	02/12/07	gross β	3.6E-02 ± 3.6E-03			¹⁵⁵ Eu	-3.0E-05 ± 1.9E-04	U
	02/12/07	02/27/07	gross α	1.1E-03 ± 4.9E-04			²³⁸ Pu	-4.2E-06 ± 1.5E-05	U
	02/12/07	02/27/07	gross β	7.0E-03 ± 1.2E-03			^{239/240} Pu	3.4E-06 ± 5.0E-06	U
	02/27/07	03/12/07	gross α	6.6E-04 ± 5.4E-04			¹⁰⁶ Ru	-3.1E-04 ± 7.2E-04	U
	02/27/07	03/12/07	gross β	1.4E-02 ± 1.9E-03			¹²⁵ Sb	1.4E-04 ± 1.7E-04	U
	03/12/07	03/26/07	gross α	1.1E-03 ± 5.1E-04			⁹⁰ Sr	3.5E-05 ± 1.6E-04	U
	03/12/07	03/26/07	gross β	1.0E-02 ± 1.5E-03			²³⁴ U	7.5E-06 ± 6.3E-06	
	03/26/07	04/10/07	gross α	9.9E-04 ± 4.7E-04			²³⁵ U	4.9E-06 ± 4.4E-06	
	03/26/07	04/10/07	gross β	1.4E-02 ± 1.8E-03			²³⁸ U	6.7E-06 ± 5.6E-06	
	04/10/07	04/23/07	gross α	3.0E-04 ± 4.3E-04	N155	06/18/07 to 12/31/07	⁶⁰ Co	-5.3E-06 ± 5.3E-05	U
	04/10/07	04/23/07	gross β	7.6E-03 ± 1.3E-03			¹³⁴ Cs	-6.4E-06 ± 5.1E-05	U
	04/23/07	05/07/07	gross α	1.1E-03 ± 5.3E-04			¹³⁷ Cs	9.9E-05 ± 9.3E-05	
	04/23/07	05/07/07	gross β	9.8E-03 ± 1.5E-03			¹⁵² Eu	-1.2E-04 ± 1.3E-04	U
	05/07/07	05/21/07	gross α	1.3E-03 ± 5.6E-04			¹⁵⁴ Eu	5.8E-05 ± 1.8E-04	U
	05/07/07	05/21/07	gross β	1.5E-02 ± 1.9E-03			¹⁵⁵ Eu	-2.9E-05 ± 1.5E-04	U
	05/21/07	06/04/07	gross α	1.8E-03 ± 6.8E-04			²³⁸ Pu	8.2E-07 ± 2.9E-06	U
	05/21/07	06/04/07	gross β	1.9E-02 ± 2.3E-03			^{239/240} Pu	8.2E-06 ± 6.5E-06	
	06/04/07	06/18/07	gross α	6.1E-04 ± 5.0E-04			¹⁰⁶ Ru	3.8E-04 ± 5.1E-04	U
	06/04/07	06/18/07	gross β	7.2E-03 ± 1.2E-03			¹²⁵ Sb	-4.6E-05 ± 1.2E-04	U
	06/18/07	07/02/07	gross α	9.5E-04 ± 5.9E-04			⁹⁰ Sr	-2.6E-05 ± 2.7E-05	U
	06/18/07	07/02/07	gross β	9.9E-03 ± 1.5E-03			²³⁴ U	1.1E-05 ± 6.6E-06	
	07/02/07	07/16/07	gross α	1.1E-03 ± 5.3E-04			²³⁵ U	1.4E-06 ± 2.1E-06	U
	07/02/07	07/16/07	gross β	1.4E-02 ± 1.9E-03			²³⁸ U	9.9E-06 ± 6.4E-06	
	07/16/07	07/27/07	gross α	1.1E-03 ± 7.2E-04					
	07/16/07	07/27/07	gross β	1.4E-02 ± 1.9E-03					
	07/27/07	08/13/07	gross α	7.0E-04 ± 4.7E-04					
	07/27/07	08/13/07	gross β	1.1E-02 ± 1.5E-03					
	08/13/07	08/28/07	gross α	1.3E-03 ± 5.4E-04					
	08/13/07	08/28/07	gross β	1.3E-02 ± 1.7E-03					
	08/28/07	09/11/07	gross α	5.1E-04 ± 4.9E-04					
	08/28/07	09/11/07	gross β	1.5E-02 ± 1.9E-03					
	09/11/07	09/24/07	gross α	5.9E-04 ± 5.5E-04					
	09/11/07	09/24/07	gross β	1.5E-02 ± 1.9E-03					
	09/24/07	10/08/07	gross α	1.2E-03 ± 5.5E-04					
	09/24/07	10/08/07	gross β	8.8E-03 ± 1.4E-03					
	10/08/07	10/22/07	gross α	1.0E-03 ± 6.4E-04					
	10/08/07	10/22/07	gross β	1.3E-02 ± 1.8E-03					
	10/22/07	11/06/07	gross α	1.6E-03 ± 6.0E-04					
	10/22/07	11/06/07	gross β	2.4E-02 ± 2.6E-03					
	11/06/07	11/19/07	gross α	1.9E-03 ± 7.3E-04					
	11/06/07	11/19/07	gross β	2.1E-02 ± 2.5E-03					
	11/19/07	12/03/07	gross α	1.4E-03 ± 5.7E-04					
	11/19/07	12/03/07	gross β	2.8E-02 ± 3.0E-03					
	12/03/07	12/17/07	gross α	1.6E-03 ± 6.7E-04					
	12/03/07	12/17/07	gross β	3.0E-02 ± 3.2E-03					
	12/17/07	12/31/07	gross α	5.0E-04 ± 4.7E-04					
	12/17/07	12/31/07	gross β	5.9E-03 ± 1.1E-03					

RQ = Result Qualifier. U = The analyte was analyzed for but not detected.

Table 2-4. Near-Facility Air Sampling Results, 2007 (pCi/m³ ± total analytical uncertainty).
(85 sheets total)

Location	Sample On	Sample Off	Isotope	Result ± Uncertainty	Location	Composite Period	Isotope	Result ± Uncertainty	RQ*
N161	01/02/07	01/15/07	gross α	1.9E-03 ± 6.8E-04	N161	01/02/07 to 06/18/07	⁶⁰ Co	4.2E-06 ± 4.2E-05	U
(200-W)	01/02/07	01/15/07	gross β	1.6E-02 ± 2.1E-03			¹³⁴ Cs	3.2E-05 ± 6.5E-05	U
	01/15/07	01/29/07	gross α	1.7E-03 ± 6.3E-04			¹³⁷ Cs	1.3E-04 ± 9.1E-05	
	01/15/07	01/29/07	gross β	3.5E-02 ± 3.5E-03			¹⁵² Eu	4.5E-06 ± 4.5E-05	U
	01/29/07	02/12/07	gross α	1.8E-03 ± 6.5E-04			¹⁵⁴ Eu	-7.6E-05 ± 2.1E-04	U
	01/29/07	02/12/07	gross β	3.5E-02 ± 3.5E-03			¹⁵⁵ Eu	1.0E-04 ± 1.7E-04	U
	02/12/07	02/27/07	gross α	1.4E-03 ± 5.5E-04			²³⁸ Pu	-2.6E-06 ± 1.4E-05	U
	02/12/07	02/27/07	gross β	8.6E-03 ± 1.3E-03			^{239/240} Pu	4.2E-06 ± 4.8E-06	U
	02/27/07	03/12/07	gross α	1.3E-03 ± 5.6E-04			¹⁰⁶ Ru	-2.4E-04 ± 6.4E-04	U
	02/27/07	03/12/07	gross β	1.5E-02 ± 1.9E-03			¹²⁵ Sb	-3.0E-06 ± 3.0E-05	U
	03/12/07	03/26/07	gross α	5.0E-04 ± 4.7E-04			⁹⁰ Sr	4.8E-06 ± 4.8E-05	U
	03/12/07	03/26/07	gross β	8.6E-03 ± 1.3E-03			²³⁴ U	5.2E-06 ± 6.1E-06	U
	03/26/07	04/10/07	gross α	1.1E-03 ± 4.9E-04			²³⁵ U	1.6E-06 ± 2.4E-06	U
	03/26/07	04/10/07	gross β	1.4E-02 ± 1.8E-03			²³⁸ U	4.5E-06 ± 4.5E-06	U
	04/10/07	04/23/07	gross α	8.8E-04 ± 5.9E-04	N161	06/18/07 to 12/31/07	⁶⁰ Co	2.6E-06 ± 2.6E-05	U
	04/10/07	04/23/07	gross β	4.3E-03 ± 9.5E-04			¹³⁴ Cs	-1.3E-05 ± 6.2E-05	U
	04/23/07	05/07/07	gross α	6.2E-04 ± 5.0E-04			¹³⁷ Cs	6.5E-05 ± 7.0E-05	U
	04/23/07	05/07/07	gross β	9.0E-03 ± 1.4E-03			¹⁵² Eu	-1.5E-04 ± 1.6E-04	U
	05/07/07	05/21/07	gross α	1.2E-03 ± 5.2E-04			¹⁵⁴ Eu	-1.2E-04 ± 2.1E-04	U
	05/07/07	05/21/07	gross β	1.1E-02 ± 1.6E-03			¹⁵⁵ Eu	-4.6E-05 ± 1.4E-04	U
	05/21/07	06/04/07	gross α	1.1E-03 ± 5.2E-04			²³⁸ Pu	-6.5E-06 ± 1.3E-05	U
	05/21/07	06/04/07	gross β	1.6E-02 ± 2.0E-03			^{239/240} Pu	9.8E-06 ± 7.1E-06	
	06/04/07	06/18/07	gross α	8.1E-04 ± 5.5E-04			¹⁰⁶ Ru	2.3E-04 ± 5.3E-04	U
	06/04/07	06/18/07	gross β	6.2E-03 ± 1.1E-03			¹²⁵ Sb	-2.4E-05 ± 1.3E-04	U
	06/18/07	07/02/07	gross α	1.4E-03 ± 5.5E-04			⁹⁰ Sr	-2.6E-06 ± 2.6E-06	U
	06/18/07	07/02/07	gross β	9.6E-03 ± 1.4E-03			²³⁴ U	8.7E-06 ± 7.3E-06	
	07/02/07	07/16/07	gross α	1.1E-03 ± 5.0E-04			²³⁵ U	2.9E-06 ± 3.5E-06	
	07/02/07	07/16/07	gross β	1.1E-02 ± 1.6E-03			²³⁸ U	5.2E-06 ± 5.3E-06	U
	07/16/07	07/30/07	gross α	9.5E-04 ± 5.9E-04					
	07/16/07	07/30/07	gross β	1.1E-02 ± 1.6E-03					
	07/30/07	08/13/07	gross α	9.6E-04 ± 5.9E-04					
	07/30/07	08/13/07	gross β	9.9E-03 ± 1.5E-03					
	08/13/07	08/28/07	gross α	6.1E-04 ± 5.0E-04					
	08/13/07	08/28/07	gross β	1.2E-02 ± 1.6E-03					
	08/28/07	09/11/07	gross α	8.4E-04 ± 5.6E-04					
	08/28/07	09/11/07	gross β	1.6E-02 ± 2.0E-03					
	09/11/07	09/24/07	gross α	1.2E-03 ± 5.5E-04					
	09/11/07	09/24/07	gross β	1.4E-02 ± 1.9E-03					
	09/24/07	10/08/07	gross α	8.7E-04 ± 9.9E-04					
	09/24/07	10/08/07	gross β	1.3E-02 ± 2.4E-03					
	10/08/07	10/22/07	gross α	8.8E-04 ± 5.9E-04					
	10/08/07	10/22/07	gross β	1.2E-02 ± 1.7E-03					
	10/22/07	11/06/07	gross α	1.1E-03 ± 5.0E-04					
	10/22/07	11/06/07	gross β	2.4E-02 ± 2.6E-03					
	11/06/07	11/19/07	gross α	8.0E-04 ± 5.9E-04					
	11/06/07	11/19/07	gross β	2.1E-02 ± 2.5E-03					
	11/19/07	12/03/07	gross α	1.1E-03 ± 5.2E-04					
	11/19/07	12/03/07	gross β	2.6E-02 ± 2.8E-03					
	12/03/07	12/17/07	gross α	1.4E-03 ± 6.2E-04					
	12/03/07	12/17/07	gross β	2.7E-02 ± 3.0E-03					
	12/17/07	12/31/07	gross α	2.7E-04 ± 3.9E-04					
	12/17/07	12/31/07	gross β	1.2E-02 ± 1.7E-03					

RQ = Result Qualifier. U = The analyte was analyzed for but not detected.

Table 2-4. Near-Facility Air Sampling Results, 2007 (pCi/m³ ± total analytical uncertainty).
(85 sheets total)

Location	Sample On	Sample Off	Isotope	Result ± Uncertainty	Location	Composite Period	Isotope	Result ± Uncertainty	RQ*
N165 (200-W)	01/02/07	01/15/07	gross α	2.1E-03 ± 7.1E-04	N165	01/02/07 to 06/18/07	⁶⁰ Co	5.8E-05 ± 1.2E-04	U
	01/02/07	01/15/07	gross β	1.5E-02 ± 2.0E-03			¹³⁴ Cs	-7.6E-05 ± 1.3E-04	U
	01/15/07	01/29/07	gross α	2.6E-03 ± 7.9E-04			¹³⁷ Cs	1.4E-05 ± 1.2E-04	U
	01/15/07	01/29/07	gross β	3.9E-02 ± 3.8E-03			¹⁵² Eu	-1.5E-04 ± 3.5E-04	U
	01/29/07	02/12/07	gross α	2.8E-03 ± 1.2E-03			¹⁵⁴ Eu	-9.7E-05 ± 3.6E-04	U
	01/29/07	02/12/07	gross β	3.2E-02 ± 4.1E-03			¹⁵⁵ Eu	-1.9E-04 ± 2.3E-04	U
	02/12/07	02/27/07	gross α	1.8E-03 ± 6.2E-04			²³⁸ Pu	6.1E-06 ± 1.4E-05	U
	02/12/07	02/27/07	gross β	8.9E-03 ± 1.3E-03			^{239/240} Pu	7.1E-04 ± 2.7E-04	
	02/27/07	03/12/07	gross α	1.3E-03 ± 5.6E-04			¹⁰⁶ Ru	4.7E-05 ± 4.7E-03	U
	02/27/07	03/12/07	gross β	1.1E-02 ± 1.6E-03			¹²⁵ Sb	1.6E-04 ± 3.0E-04	U
	03/12/07	03/26/07	gross α	5.2E-04 ± 4.8E-04			⁹⁰ Sr	-8.5E-05 ± 8.5E-05	U
	03/12/07	03/26/07	gross β	8.7E-03 ± 1.4E-03			²³⁴ U	7.8E-06 ± 7.3E-06	U
	03/26/07	04/10/07	gross α	1.8E-03 ± 6.2E-04			²³⁵ U	8.7E-07 ± 8.7E-05	U
	03/26/07	04/10/07	gross β	1.2E-02 ± 1.6E-03			²³⁸ U	5.2E-06 ± 5.8E-06	U
	04/10/07	04/23/07	gross α	1.2E-03 ± 8.0E-04	N165	06/18/07 to 12/31/07	⁶⁰ Co	7.1E-06 ± 7.1E-05	U
	04/10/07	04/23/07	gross β	4.6E-03 ± 1.1E-03			¹³⁴ Cs	1.2E-05 ± 1.1E-04	U
	04/23/07	05/07/07	gross α	1.3E-03 ± 1.0E-03			¹³⁷ Cs	8.9E-06 ± 8.9E-05	U
	04/23/07	05/07/07	gross β	7.0E-03 ± 1.6E-03			¹⁵² Eu	1.5E-04 ± 2.3E-04	U
	05/07/07	05/21/07	gross α	2.1E-03 ± 8.5E-04			¹⁵⁴ Eu	-2.3E-04 ± 3.1E-04	U
	05/07/07	05/21/07	gross β	1.1E-02 ± 1.8E-03			¹⁵⁵ Eu	-6.0E-05 ± 1.8E-04	U
	05/21/07	06/04/07	gross α	1.8E-03 ± 6.5E-04			²³⁸ Pu	1.7E-05 ± 2.1E-05	U
	05/21/07	06/04/07	gross β	1.5E-02 ± 1.9E-03			^{239/240} Pu	5.2E-04 ± 2.0E-04	
	06/04/07	06/18/07	gross α	1.4E-03 ± 5.6E-04			¹⁰⁶ Ru	2.7E-05 ± 2.7E-04	U
	06/04/07	06/18/07	gross β	5.5E-03 ± 1.0E-03			¹²⁵ Sb	-1.2E-04 ± 2.6E-04	U
	06/18/07	07/02/07	gross α	8.1E-04 ± 5.5E-04			⁹⁰ Sr	6.8E-05 ± 1.5E-04	U
	06/18/07	07/02/07	gross β	6.7E-03 ± 1.2E-03			²³⁴ U	2.4E-05 ± 1.3E-05	
	07/02/07	07/16/07	gross α	9.3E-04 ± 5.7E-04			²³⁵ U	3.4E-06 ± 3.7E-06	
	07/02/07	07/16/07	gross β	1.5E-02 ± 1.9E-03			²³⁸ U	1.0E-05 ± 6.8E-06	
	07/16/07	07/30/07	gross α	1.7E-03 ± 6.2E-04					
	07/16/07	07/30/07	gross β	1.1E-02 ± 1.6E-03					
	07/30/07	08/13/07	gross α	1.3E-03 ± 5.5E-04					
	07/30/07	08/13/07	gross β	1.0E-02 ± 1.5E-03					
	08/13/07	08/28/07	gross α	2.9E-03 ± 8.0E-04					
	08/13/07	08/28/07	gross β	1.3E-02 ± 1.7E-03					
	08/28/07	09/11/07	gross α	9.5E-04 ± 5.9E-04					
	08/28/07	09/11/07	gross β	1.2E-02 ± 1.7E-03					
	09/11/07	09/24/07	gross α	1.6E-03 ± 7.0E-04					
	09/11/07	09/24/07	gross β	1.4E-02 ± 2.0E-03					
	09/24/07	10/08/07	gross α	1.2E-03 ± 5.4E-04					
	09/24/07	10/08/07	gross β	8.8E-03 ± 1.4E-03					
	10/08/07	10/22/07	gross α	2.0E-03 ± 1.2E-03					
	10/08/07	10/22/07	gross β	8.4E-03 ± 1.8E-03					
	10/22/07	11/06/07	gross α	2.3E-03 ± 7.2E-04					
	10/22/07	11/06/07	gross β	2.2E-02 ± 2.4E-03					
	11/06/07	11/19/07	gross α	9.5E-04 ± 6.4E-04					
	11/06/07	11/19/07	gross β	1.8E-02 ± 2.3E-03					
	11/19/07	12/03/07	gross α	1.3E-03 ± 5.5E-04					
	11/19/07	12/03/07	gross β	2.7E-02 ± 2.9E-03					
	12/03/07	12/17/07	gross α	5.1E-04 ± 7.2E-04					
	12/03/07	12/17/07	gross β	2.5E-02 ± 3.2E-03					
	12/17/07	12/31/07	gross α	1.6E-04 ± 3.4E-04					
	12/17/07	12/31/07	gross β	7.7E-03 ± 1.3E-03					

RQ = Result Qualifier. U = The analyte was analyzed for but not detected.

Table 2-4. Near-Facility Air Sampling Results, 2007 (pCi/m³ ± total analytical uncertainty).
(85 sheets total)

Location	Sample On	Sample Off	Isotope	Result ± Uncertainty	Location	Composite Period	Isotope	Result ± Uncertainty	RQ*
N168 (200-W)	01/02/07	01/15/07	gross α	1.7E-03 ± 6.6E-04	N168	01/02/07 to 06/18/07	⁶⁰ Co	4.5E-05 ± 8.2E-05	U
	01/02/07	01/15/07	gross β	1.7E-02 ± 2.1E-03			¹³⁴ Cs	5.4E-05 ± 7.9E-05	U
	01/15/07	01/29/07	gross α	2.2E-03 ± 7.4E-04			¹³⁷ Cs	-2.1E-06 ± 2.1E-05	U
	01/15/07	01/29/07	gross β	4.4E-02 ± 4.2E-03			¹⁵² Eu	-2.3E-05 ± 1.8E-04	U
	01/29/07	02/12/07	gross α	4.2E-03 ± 1.3E-03			¹⁵⁴ Eu	1.6E-04 ± 2.4E-04	U
	01/29/07	02/12/07	gross β	7.4E-02 ± 6.9E-03			¹⁵⁵ Eu	-7.0E-05 ± 1.7E-04	U
	02/12/07	02/27/07	gross α	4.7E-04 ± 4.4E-04			²³⁸ Pu	1.4E-05 ± 1.6E-05	U
	02/12/07	02/27/07	gross β	7.2E-03 ± 1.2E-03			^{239/240} Pu	-9.6E-07 ± 3.4E-06	U
	02/27/07	03/12/07	gross α	6.4E-04 ± 5.3E-04			¹⁰⁶ Ru	4.8E-05 ± 4.8E-04	U
	02/27/07	03/12/07	gross β	1.1E-02 ± 1.6E-03			¹²⁵ Sb	-3.1E-05 ± 1.5E-04	U
	03/12/07	03/26/07	gross α	3.9E-04 ± 4.4E-04			⁹⁰ Sr	-2.0E-04 ± 2.1E-04	U
	03/12/07	03/26/07	gross β	8.1E-03 ± 1.3E-03			²³⁴ U	1.6E-05 ± 8.6E-06	
	03/26/07	04/10/07	gross α	1.5E-03 ± 5.7E-04			²³⁵ U	8.6E-07 ± 1.7E-06	U
	03/26/07	04/10/07	gross β	1.3E-02 ± 1.7E-03			²³⁸ U	1.2E-05 ± 7.0E-06	
	04/10/07	04/23/07	gross α	6.6E-04 ± 5.4E-04	N168	06/18/07 to 12/31/07	⁶⁰ Co	5.7E-05 ± 7.1E-05	U
	04/10/07	04/23/07	gross β	6.6E-03 ± 1.2E-03			¹³⁴ Cs	2.5E-05 ± 6.0E-05	U
	04/23/07	05/07/07	gross α	8.6E-04 ± 5.8E-04			¹³⁷ Cs	3.4E-05 ± 5.9E-05	U
	04/23/07	05/07/07	gross β	9.5E-03 ± 1.4E-03			¹⁵² Eu	-3.4E-05 ± 1.3E-04	U
	05/07/07	05/21/07	gross α	7.4E-04 ± 5.5E-04			¹⁵⁴ Eu	4.7E-05 ± 1.8E-04	U
	05/07/07	05/21/07	gross β	1.2E-02 ± 1.6E-03			¹⁵⁵ Eu	3.6E-05 ± 1.5E-04	U
	05/21/07	06/04/07	gross α	1.6E-03 ± 6.2E-04			²³⁸ Pu	-2.9E-06 ± 1.1E-05	U
	05/21/07	06/04/07	gross β	2.0E-02 ± 2.3E-03			^{239/240} Pu	1.9E-05 ± 1.0E-05	
	06/04/07	06/18/07	gross α	1.3E-03 ± 5.3E-04			¹⁰⁶ Ru	-6.2E-04 ± 6.4E-04	U
	06/04/07	06/18/07	gross β	5.9E-03 ± 1.1E-03			¹²⁵ Sb	6.8E-05 ± 1.3E-04	U
	06/18/07	07/02/07	gross α	4.9E-04 ± 4.6E-04			⁹⁰ Sr	-2.1E-04 ± 2.2E-04	U
	06/18/07	07/02/07	gross β	9.2E-03 ± 1.4E-03			²³⁴ U	1.6E-05 ± 9.3E-06	
	07/02/07	07/16/07	gross α	6.1E-04 ± 5.0E-04			²³⁵ U	3.2E-06 ± 3.4E-06	
	07/02/07	07/16/07	gross β	1.2E-02 ± 1.7E-03			²³⁸ U	1.6E-05 ± 9.6E-06	
	07/16/07	07/27/07	gross α	1.1E-03 ± 7.2E-04					
	07/16/07	07/27/07	gross β	1.0E-02 ± 1.7E-03					
	07/27/07	08/13/07	gross α	7.9E-04 ± 4.9E-04					
	07/27/07	08/13/07	gross β	9.2E-03 ± 1.3E-03					
	08/13/07	08/17/07	gross α	5.0E-03 ± 2.1E-03					
	08/13/07	08/17/07	gross β	2.6E-02 ± 4.5E-03					
	08/17/07	08/28/07	gross α	1.0E-03 ± 7.0E-04					
	08/17/07	08/28/07	gross β	7.0E-03 ± 1.3E-03					
	08/28/07	09/11/07	gross α	4.0E-04 ± 4.5E-04					
	08/28/07	09/11/07	gross β	1.5E-02 ± 2.0E-03					
	09/11/07	09/24/07	gross α	1.7E-03 ± 6.5E-04					
	09/11/07	09/24/07	gross β	1.2E-02 ± 1.7E-03					
	09/24/07	10/08/07	gross α	7.5E-04 ± 5.5E-04					
	09/24/07	10/08/07	gross β	6.8E-03 ± 1.2E-03					
	10/08/07	10/22/07	gross α	1.6E-03 ± 6.2E-04					
	10/08/07	10/22/07	gross β	1.3E-02 ± 1.7E-03					
	10/22/07	11/06/07	gross α	1.5E-03 ± 5.8E-04					
	10/22/07	11/06/07	gross β	2.2E-02 ± 2.4E-03					
	11/06/07	11/19/07	gross α	1.3E-03 ± 8.0E-04					
	11/06/07	11/19/07	gross β	2.4E-02 ± 2.9E-03					
	11/19/07	12/03/07	gross α	1.3E-03 ± 5.7E-04					
	11/19/07	12/03/07	gross β	2.2E-02 ± 2.5E-03					
	12/03/07	12/17/07	gross α	1.2E-03 ± 5.4E-04					
	12/03/07	12/17/07	gross β	2.6E-02 ± 2.7E-03					
	12/17/07	12/31/07	gross α	2.7E-04 ± 3.9E-04					
	12/17/07	12/31/07	gross β	4.8E-03 ± 9.6E-04					

RQ = Result Qualifier. U = The analyte was analyzed for but not detected.

Table 2-4. Near-Facility Air Sampling Results, 2007 (pCi/m³ ± total analytical uncertainty).
(85 sheets total)

Location	Sample On	Sample Off	Isotope	Result ± Uncertainty	Location	Composite Period	Isotope	Result ± Uncertainty	RQ*
N200 (200-W)	01/03/07	01/16/07	gross α	1.5E-03 ± 6.1E-04	N200	01/03/07 to 06/19/07	⁶⁰ Co	7.8E-06 ± 7.8E-05	U
	01/03/07	01/16/07	gross β	2.2E-02 ± 2.5E-03			¹³⁴ Cs	2.0E-05 ± 6.7E-05	U
	01/16/07	01/30/07	gross α	2.0E-03 ± 7.0E-04			¹³⁷ Cs	3.6E-05 ± 6.5E-05	U
	01/16/07	01/30/07	gross β	3.2E-02 ± 3.2E-03			¹⁵² Eu	-9.8E-05 ± 1.6E-04	U
	01/30/07	02/13/07	gross α	2.1E-03 ± 6.9E-04			¹⁵⁴ Eu	2.0E-04 ± 2.1E-04	U
	01/30/07	02/13/07	gross β	3.8E-02 ± 3.7E-03			¹⁵⁵ Eu	4.6E-05 ± 1.7E-04	U
	02/13/07	02/28/07	gross α	1.3E-03 ± 5.4E-04			²³⁸ Pu	-2.6E-06 ± 1.0E-05	U
	02/13/07	02/28/07	gross β	8.6E-03 ± 1.3E-03			^{239/240} Pu	1.7E-06 ± 4.9E-06	U
	02/28/07	03/14/07	gross α	6.1E-04 ± 5.0E-04			¹⁰⁶ Ru	8.2E-06 ± 8.2E-05	U
	02/28/07	03/14/07	gross β	1.2E-02 ± 1.6E-03			¹²⁵ Sb	9.4E-05 ± 1.7E-04	U
	03/14/07	03/28/07	gross α	3.9E-04 ± 4.3E-04			⁹⁰ Sr	-2.5E-04 ± 2.5E-04	U
	03/14/07	03/28/07	gross β	7.7E-03 ± 1.2E-03			²³⁴ U	1.2E-05 ± 6.9E-06	U
	03/28/07	04/12/07	gross α	1.2E-03 ± 5.1E-04			²³⁵ U	1.7E-06 ± 2.5E-06	U
	03/28/07	04/12/07	gross β	1.1E-02 ± 1.5E-03			²³⁸ U	5.5E-06 ± 4.3E-06	
	04/12/07	04/24/07	gross α	7.0E-04 ± 5.8E-04	N200	06/19/07 to 01/02/08	⁶⁰ Co	6.8E-05 ± 8.4E-05	U
	04/12/07	04/24/07	gross β	7.7E-03 ± 1.3E-03			¹³⁴ Cs	1.6E-05 ± 8.0E-05	U
	04/24/07	05/08/07	gross α	1.1E-03 ± 5.3E-04			¹³⁷ Cs	-1.3E-05 ± 7.1E-05	U
	04/24/07	05/08/07	gross β	1.1E-02 ± 1.6E-03			¹⁵² Eu	-5.8E-05 ± 1.6E-04	U
	05/08/07	05/22/07	gross α	1.3E-03 ± 5.5E-04			¹⁵⁴ Eu	-2.2E-04 ± 2.4E-04	U
	05/08/07	05/22/07	gross β	1.4E-02 ± 1.9E-03			¹⁵⁵ Eu	2.0E-05 ± 1.6E-04	U
	05/22/07	06/05/07	gross α	1.2E-03 ± 5.2E-04			²³⁸ Pu	4.6E-06 ± 1.2E-05	U
	05/22/07	06/05/07	gross β	2.1E-02 ± 2.3E-03			^{239/240} Pu	7.5E-07 ± 7.7E-07	U
	06/05/07	06/19/07	gross α	5.4E-04 ± 5.1E-04			¹⁰⁶ Ru	-1.5E-04 ± 5.7E-04	U
	06/05/07	06/19/07	gross β	5.0E-03 ± 1.0E-03			¹²⁵ Sb	-1.4E-04 ± 1.6E-04	U
	06/19/07	07/03/07	gross α	1.1E-03 ± 5.0E-04			⁹⁰ Sr	-3.4E-05 ± 3.5E-05	U
	06/19/07	07/03/07	gross β	1.1E-02 ± 1.5E-03			²³⁴ U	9.2E-06 ± 8.6E-06	U
	07/03/07	07/18/07	gross α	8.9E-04 ± 6.0E-04			²³⁵ U	3.7E-06 ± 4.5E-06	
	07/03/07	07/18/07	gross β	1.4E-02 ± 1.9E-03			²³⁸ U	1.4E-05 ± 9.4E-06	
	07/18/07	08/01/07	gross α	1.1E-03 ± 7.0E-04					
	07/18/07	08/01/07	gross β	1.0E-02 ± 1.6E-03					
	08/01/07	08/14/07	gross α	1.6E-03 ± 6.4E-04					
	08/01/07	08/14/07	gross β	1.2E-02 ± 1.8E-03					
	08/14/07	08/17/07	gross α	6.5E-03 ± 2.9E-03					
	08/14/07	08/17/07	gross β	1.8E-02 ± 4.4E-03					
	08/17/07	08/29/07	gross α	1.6E-03 ± 6.6E-04					
	08/17/07	08/29/07	gross β	1.1E-02 ± 1.6E-03					
	08/29/07	09/12/07	gross α	5.1E-04 ± 4.9E-04					
	08/29/07	09/12/07	gross β	1.3E-02 ± 1.8E-03					
	09/12/07	09/25/07	gross α	8.5E-04 ± 6.2E-04					
	09/12/07	09/25/07	gross β	1.2E-02 ± 1.7E-03					
	09/25/07	10/10/07	gross α	1.0E-03 ± 4.8E-04					
	09/25/07	10/10/07	gross β	1.1E-02 ± 1.5E-03					
	10/10/07	10/23/07	gross α	4.4E-04 ± 4.9E-04					
	10/10/07	10/23/07	gross β	1.2E-02 ± 1.8E-03					
	10/23/07	11/07/07	gross α	1.5E-03 ± 5.8E-04					
	10/23/07	11/07/07	gross β	2.4E-02 ± 2.6E-03					
	11/07/07	11/20/07	gross α	9.7E-04 ± 6.6E-04					
	11/07/07	11/20/07	gross β	1.9E-02 ± 2.4E-03					
	11/20/07	12/04/07	gross α	1.8E-03 ± 6.5E-04					
	11/20/07	12/04/07	gross β	1.4E-02 ± 1.9E-03					
	12/04/07	12/18/07	gross α	1.5E-03 ± 6.4E-04					
	12/04/07	12/18/07	gross β	3.0E-02 ± 3.2E-03					
	12/18/07	01/02/08	gross α	4.5E-04 ± 4.3E-04					
	12/18/07	01/02/08	gross β	8.1E-03 ± 1.3E-03					

RQ = Result Qualifier. U = The analyte was analyzed for but not detected.

Table 2-4. Near-Facility Air Sampling Results, 2007 (pCi/m³ ± total analytical uncertainty).
(85 sheets total)

Location	Sample On	Sample Off	Isotope	Result ± Uncertainty	Location	Composite Period	Isotope	Result ± Uncertainty	RQ*
N304 (200-W)	01/02/07	01/15/07	gross α	1.0E-03 ± 6.3E-04	N304	01/02/07 to 06/18/07	⁶⁰ Co	-1.0E-05 ± 6.3E-05	U
	01/02/07	01/15/07	gross β	1.4E-02 ± 1.8E-03			¹³⁴ Cs	-2.8E-05 ± 6.7E-05	U
	01/15/07	01/29/07	gross α	1.5E-03 ± 5.9E-04			¹³⁷ Cs	2.9E-05 ± 6.3E-05	U
	01/15/07	01/29/07	gross β	3.4E-02 ± 3.4E-03			¹⁵² Eu	6.1E-05 ± 1.9E-04	U
	01/29/07	02/12/07	gross α	3.0E-03 ± 8.3E-04			¹⁵⁴ Eu	-7.3E-05 ± 2.3E-04	U
	01/29/07	02/12/07	gross β	3.7E-02 ± 3.6E-03			¹⁵⁵ Eu	1.8E-05 ± 1.6E-04	U
	02/12/07	02/27/07	gross α	2.6E-04 ± 3.7E-04			²³⁸ Pu	-8.1E-06 ± 1.9E-05	U
	02/12/07	02/27/07	gross β	7.3E-03 ± 1.2E-03			^{239/240} Pu	4.0E-06 ± 4.6E-06	U
	02/27/07	03/12/07	gross α	7.8E-04 ± 5.8E-04			¹⁰⁶ Ru	-1.5E-04 ± 5.3E-04	U
	02/27/07	03/12/07	gross β	1.4E-02 ± 1.9E-03			¹²⁵ Sb	-6.5E-05 ± 1.4E-04	U
	03/12/07	03/26/07	gross α	5.0E-04 ± 4.7E-04			⁹⁰ Sr	-1.2E-04 ± 1.2E-04	U
	03/12/07	03/26/07	gross β	1.1E-02 ± 1.5E-03	N304	06/18/07 to 12/31/07	²³⁴ U	1.2E-05 ± 7.3E-06	U
	03/26/07	04/10/07	gross α	1.5E-03 ± 5.6E-04			²³⁵ U	3.2E-06 ± 4.1E-06	
	03/26/07	04/10/07	gross β	1.4E-02 ± 1.8E-03			²³⁸ U	9.5E-06 ± 6.7E-06	
	04/10/07	04/23/07	gross α	5.2E-04 ± 5.0E-04			⁶⁰ Co	-2.0E-05 ± 6.2E-05	U
	04/10/07	04/23/07	gross β	5.7E-03 ± 1.1E-03			¹³⁴ Cs	-1.1E-05 ± 6.1E-05	U
	04/23/07	05/07/07	gross α	1.2E-03 ± 5.2E-04			¹³⁷ Cs	2.8E-05 ± 5.7E-05	U
	04/23/07	05/07/07	gross β	8.4E-03 ± 1.3E-03			¹⁵² Eu	9.3E-05 ± 1.3E-04	U
	05/07/07	05/21/07	gross α	1.7E-03 ± 6.2E-04			¹⁵⁴ Eu	2.7E-04 ± 2.1E-04	U
	05/07/07	05/21/07	gross β	1.5E-02 ± 1.9E-03			¹⁵⁵ Eu	-4.6E-07 ± 4.6E-06	U
	05/21/07	06/04/07	gross α	1.1E-03 ± 5.0E-04			²³⁸ Pu	-3.2E-06 ± 1.0E-05	U
	05/21/07	06/04/07	gross β	1.7E-02 ± 2.1E-03			^{239/240} Pu	1.5E-05 ± 8.4E-06	U
	06/04/07	06/18/07	gross α	4.9E-04 ± 4.6E-04			¹⁰⁶ Ru	3.8E-05 ± 3.8E-04	
	06/04/07	06/18/07	gross β	6.6E-03 ± 1.1E-03			¹²⁵ Sb	2.2E-06 ± 2.2E-05	
	06/18/07	07/02/07	gross α	1.4E-03 ± 5.5E-04			⁹⁰ Sr	-4.0E-05 ± 4.1E-05	U
	06/18/07	07/02/07	gross β	9.2E-03 ± 1.4E-03			²³⁴ U	7.3E-06 ± 5.9E-06	U
	07/02/07	07/16/07	gross α	1.4E-03 ± 5.5E-04			²³⁵ U	4.3E-06 ± 3.9E-06	
	07/02/07	07/16/07	gross β	1.2E-02 ± 1.6E-03			²³⁸ U	7.3E-06 ± 6.1E-06	
	07/16/07	07/30/07	gross α	1.1E-03 ± 4.9E-04					
	07/16/07	07/30/07	gross β	1.1E-02 ± 1.5E-03					
	07/30/07	08/13/07	gross α	1.0E-03 ± 4.9E-04					
	07/30/07	08/13/07	gross β	9.7E-03 ± 1.4E-03					
	08/13/07	08/28/07	gross α	4.5E-04 ± 4.2E-04					
	08/13/07	08/28/07	gross β	8.7E-03 ± 1.3E-03					
	08/28/07	09/11/07	gross α	8.1E-04 ± 5.5E-04					
	08/28/07	09/11/07	gross β	1.3E-02 ± 1.7E-03					
	09/11/07	09/24/07	gross α	1.0E-03 ± 6.3E-04					
	09/11/07	09/24/07	gross β	1.3E-02 ± 1.7E-03					
	09/24/07	10/08/07	gross α	7.2E-04 ± 5.3E-04					
	09/24/07	10/08/07	gross β	8.6E-03 ± 1.4E-03					
	10/08/07	10/22/07	gross α	1.4E-03 ± 5.8E-04					
	10/08/07	10/22/07	gross β	1.5E-02 ± 1.9E-03					
	10/22/07	11/06/07	gross α	1.6E-03 ± 5.9E-04					
	10/22/07	11/06/07	gross β	2.6E-02 ± 2.7E-03					
	11/06/07	11/19/07	gross α	1.4E-03 ± 5.9E-04					
	11/06/07	11/19/07	gross β	2.0E-02 ± 2.4E-03					
	11/19/07	12/03/07	gross α	1.8E-03 ± 6.5E-04					
	11/19/07	12/03/07	gross β	1.9E-02 ± 2.2E-03					
	12/03/07	12/17/07	gross α	1.9E-03 ± 6.6E-04					
	12/03/07	12/17/07	gross β	2.8E-02 ± 2.9E-03					
	12/17/07	12/31/07	gross α	3.8E-04 ± 4.3E-04					
	12/17/07	12/31/07	gross β	6.3E-03 ± 1.1E-03					

RQ = Result Qualifier. U = The analyte was analyzed for but not detected.

Table 2-4. Near-Facility Air Sampling Results, 2007 (pCi/m³ ± total analytical uncertainty).
(85 sheets total)

Location	Sample On	Sample Off	Isotope	Result ± Uncertainty	Location	Composite Period	Isotope	Result ± Uncertainty	RQ*
N433	01/02/07	01/15/07	gross α	2.0E-03 ± 7.2E-04	N433	01/02/07 to 06/18/07	⁶⁰ Co	5.9E-05 ± 9.9E-05	U
(200-W)	01/02/07	01/15/07	gross β	1.9E-02 ± 2.3E-03			¹³⁴ Cs	-2.0E-05 ± 9.4E-05	U
	01/15/07	01/29/07	gross α	3.6E-03 ± 9.6E-04			¹³⁷ Cs	3.0E-04 ± 1.4E-04	
	01/15/07	01/29/07	gross β	4.7E-02 ± 4.5E-03			¹⁵² Eu	-2.2E-04 ± 2.2E-04	U
	01/29/07	02/12/07	gross α	3.4E-03 ± 9.5E-04			¹⁵⁴ Eu	-1.4E-04 ± 3.2E-04	U
	01/29/07	02/12/07	gross β	4.1E-02 ± 4.1E-03			¹⁵⁵ Eu	-1.0E-04 ± 1.9E-04	U
	02/12/07	02/27/07	gross α	1.1E-03 ± 5.3E-04			²³⁸ Pu	5.7E-06 ± 1.8E-05	U
	02/12/07	02/27/07	gross β	8.1E-03 ± 1.3E-03			^{239/240} Pu	3.4E-05 ± 1.7E-05	
	02/27/07	03/12/07	gross α	1.5E-03 ± 6.2E-04			¹⁰³ Ru	6.2E-05 ± 8.0E-05	U
	02/27/07	03/12/07	gross β	1.4E-02 ± 1.9E-03			¹⁰⁶ Ru	5.8E-05 ± 5.8E-04	U
	03/12/07	03/26/07	gross α	1.5E-03 ± 6.2E-04			¹²⁵ Sb	-7.8E-05 ± 1.8E-04	U
	03/12/07	03/26/07	gross β	1.2E-02 ± 1.7E-03			¹¹³ Sn	-5.8E-06 ± 5.8E-05	U
	03/26/07	04/10/07	gross α	1.2E-03 ± 5.5E-04			⁹⁰ Sr	-2.4E-04 ± 2.5E-04	U
	03/26/07	04/10/07	gross β	1.3E-02 ± 1.8E-03			²³⁴ U	1.3E-05 ± 8.8E-06	
	04/10/07	04/23/07	gross α	2.9E-04 ± 4.2E-04			²³⁵ U	1.9E-06 ± 3.9E-06	U
	04/10/07	04/23/07	gross β	6.7E-03 ± 1.2E-03			²³⁸ U	1.0E-05 ± 7.2E-06	
	04/23/07	05/07/07	gross α	1.1E-03 ± 6.7E-04			⁶⁵ Zn	-6.8E-06 ± 6.8E-05	U
	04/23/07	05/07/07	gross β	1.3E-02 ± 1.8E-03					
	05/07/07	05/21/07	gross α	1.4E-03 ± 6.1E-04	N433	06/18/07 to 12/31/07	⁶⁰ Co	-2.6E-05 ± 6.9E-05	U
	05/07/07	05/21/07	gross β	1.6E-02 ± 2.1E-03			¹³⁴ Cs	3.3E-05 ± 6.1E-05	U
	05/21/07	06/04/07	gross α	1.0E-03 ± 6.8E-04			¹³⁷ Cs	3.7E-06 ± 3.7E-05	U
	05/21/07	06/04/07	gross β	1.8E-02 ± 2.2E-03			¹⁵² Eu	-1.1E-05 ± 1.1E-04	U
	06/04/07	06/18/07	gross α	9.1E-04 ± 6.1E-04			¹⁵⁴ Eu	4.1E-05 ± 2.1E-04	U
	06/04/07	06/18/07	gross β	7.7E-03 ± 1.3E-03			¹⁵⁵ Eu	1.5E-04 ± 1.7E-04	U
	06/18/07	07/02/07	gross α	8.8E-04 ± 5.9E-04			²³⁸ Pu	1.1E-05 ± 1.3E-05	U
	06/18/07	07/02/07	gross β	9.6E-03 ± 1.5E-03			^{239/240} Pu	5.8E-06 ± 4.6E-06	
	07/02/07	07/16/07	gross α	1.8E-03 ± 6.8E-04			¹⁰⁶ Ru	3.7E-04 ± 5.7E-04	U
	07/02/07	07/16/07	gross β	1.2E-02 ± 1.8E-03			¹²⁵ Sb	1.5E-05 ± 1.4E-04	U
	07/16/07	07/30/07	gross α	9.0E-04 ± 6.0E-04			⁹⁰ Sr	-2.4E-04 ± 2.5E-04	U
	07/16/07	07/30/07	gross β	1.1E-02 ± 1.6E-03			²³⁴ U	1.6E-05 ± 9.9E-06	
	07/30/07	08/13/07	gross α	1.4E-03 ± 6.0E-04			²³⁵ U	5.1E-06 ± 4.6E-06	
	07/30/07	08/13/07	gross β	1.2E-02 ± 1.8E-03			²³⁸ U	1.6E-05 ± 9.4E-06	
	08/13/07	08/28/07	gross α	3.7E-04 ± 4.1E-04					
	08/13/07	08/28/07	gross β	7.4E-03 ± 1.2E-03					
	08/28/07	09/11/07	gross α	1.5E-03 ± 6.3E-04					
	08/28/07	09/11/07	gross β	1.9E-02 ± 2.4E-03					
	09/11/07	09/24/07	gross α	1.0E-03 ± 6.9E-04					
	09/11/07	09/24/07	gross β	1.4E-02 ± 2.0E-03					
	09/24/07	10/08/07	gross α	1.5E-03 ± 6.4E-04					
	09/24/07	10/08/07	gross β	9.8E-03 ± 1.5E-03					
	10/08/07	10/22/07	gross α	1.2E-03 ± 5.7E-04					
	10/08/07	10/22/07	gross β	1.5E-02 ± 2.0E-03					
	10/22/07	11/06/07	gross α	1.3E-03 ± 5.6E-04					
	10/22/07	11/06/07	gross β	2.8E-02 ± 3.0E-03					
	11/06/07	11/19/07	gross α	1.3E-03 ± 8.0E-04					
	11/06/07	11/19/07	gross β	2.3E-02 ± 2.8E-03					
	11/19/07	12/03/07	gross α	1.0E-03 ± 6.3E-04					
	11/19/07	12/03/07	gross β	1.6E-02 ± 2.0E-03					
	12/03/07	12/17/07	gross α	2.1E-03 ± 7.3E-04					
	12/03/07	12/17/07	gross β	2.5E-02 ± 2.7E-03					
	12/17/07	12/31/07	gross α	-6.3E-05 ± 2.1E-04					
	12/17/07	12/31/07	gross β	7.9E-03 ± 1.3E-03					

RQ = Result Qualifier. U = The analyte was analyzed for but not detected.

Table 2-4. Near-Facility Air Sampling Results, 2007 (pCi/m³ ± total analytical uncertainty).
(85 sheets total)

Location	Sample On	Sample Off	Isotope	Result ± Uncertainty	Location	Composite Period	Isotope	Result ± Uncertainty	RQ*
N441	01/02/07	01/15/07	gross α	1.4E-03 ± 6.3E-04	N441	01/02/07 to 06/18/07	⁶⁰ Co	4.8E-07 ± 4.8E-06	U
(200-W)	01/02/07	01/15/07	gross β	1.6E-02 ± 2.1E-03			¹³⁴ Cs	2.1E-05 ± 7.4E-05	U
	01/15/07	01/29/07	gross α	1.7E-03 ± 6.3E-04			¹³⁷ Cs	2.2E-05 ± 6.4E-05	U
	01/15/07	01/29/07	gross β	3.3E-02 ± 3.3E-03			¹⁵² Eu	-2.0E-05 ± 1.5E-04	U
	01/29/07	02/12/07	gross α	2.0E-03 ± 6.8E-04			¹⁵⁴ Eu	3.8E-05 ± 2.1E-04	U
	01/29/07	02/12/07	gross β	3.8E-02 ± 3.7E-03			¹⁵⁵ Eu	2.9E-05 ± 1.4E-04	U
	02/12/07	02/27/07	gross α	7.0E-04 ± 5.1E-04			²³⁸ Pu	2.5E-05 ± 2.3E-05	U
	02/12/07	02/27/07	gross β	8.0E-03 ± 1.3E-03			^{239/240} Pu	5.5E-06 ± 7.1E-06	U
	02/27/07	03/12/07	gross α	1.2E-03 ± 5.4E-04			¹⁰³ Ru	-3.2E-05 ± 6.5E-05	U
	02/27/07	03/12/07	gross β	1.3E-02 ± 1.8E-03			¹⁰⁶ Ru	-9.2E-05 ± 5.6E-04	U
	03/12/07	03/26/07	gross α	2.7E-04 ± 4.0E-04			¹²⁵ Sb	5.9E-05 ± 1.4E-04	U
	03/12/07	03/26/07	gross β	8.5E-03 ± 1.3E-03			¹¹³ Sn	-6.1E-06 ± 6.1E-05	U
	03/26/07	04/10/07	gross α	1.8E-03 ± 1.2E-03			⁹⁰ Sr	-1.4E-04 ± 1.4E-04	U
	03/26/07	04/10/07	gross β	1.8E-02 ± 2.7E-03			²³⁴ U	6.9E-06 ± 6.9E-06	U
	04/10/07	04/23/07	gross α	5.2E-04 ± 5.0E-04			²³⁵ U	9.4E-07 ± 1.9E-06	U
	04/10/07	04/23/07	gross β	7.9E-03 ± 1.3E-03			²³⁸ U	4.3E-06 ± 5.4E-06	U
	04/23/07	05/07/07	gross α	1.2E-03 ± 5.2E-04			⁶⁵ Zn	8.5E-05 ± 1.5E-04	U
	04/23/07	05/07/07	gross β	9.4E-03 ± 1.4E-03					
	05/07/07	05/21/07	gross α	2.1E-03 ± 7.1E-04	N441	06/18/07 to 12/31/07	⁶⁰ Co	2.3E-05 ± 9.9E-05	U
	05/07/07	05/21/07	gross β	1.9E-02 ± 2.2E-03			¹³⁴ Cs	4.1E-05 ± 9.6E-05	U
	05/21/07	06/04/07	gross α	1.5E-03 ± 5.8E-04			¹³⁷ Cs	8.9E-05 ± 9.5E-05	U
	05/21/07	06/04/07	gross β	1.9E-02 ± 2.2E-03			¹⁵² Eu	-1.7E-04 ± 2.3E-04	U
	06/04/07	06/18/07	gross α	1.1E-03 ± 5.0E-04			¹⁵⁴ Eu	9.8E-05 ± 2.4E-04	U
	06/04/07	06/18/07	gross β	6.5E-03 ± 1.2E-03			¹⁵⁵ Eu	-1.7E-04 ± 1.8E-04	U
	06/18/07	07/02/07	gross α	8.6E-04 ± 5.8E-04			²³⁸ Pu	1.7E-06 ± 1.2E-05	U
	06/18/07	07/02/07	gross β	9.5E-03 ± 1.4E-03			^{239/240} Pu	1.3E-05 ± 8.7E-06	U
	07/02/07	07/16/07	gross α	6.3E-04 ± 5.2E-04			¹⁰⁶ Ru	3.0E-05 ± 3.0E-04	U
	07/02/07	07/16/07	gross β	1.5E-02 ± 1.9E-03			¹²⁵ Sb	1.2E-05 ± 1.2E-04	U
	07/16/07	07/27/07	gross α	7.4E-04 ± 6.1E-04			⁹⁰ Sr	-1.7E-04 ± 1.8E-04	U
	07/16/07	07/27/07	gross β	1.3E-02 ± 1.8E-03			²³⁴ U	1.3E-05 ± 7.8E-06	
	07/27/07	08/13/07	gross α	1.5E-03 ± 5.5E-04			²³⁵ U	2.3E-06 ± 2.7E-06	
	07/27/07	08/13/07	gross β	1.2E-02 ± 1.5E-03			²³⁸ U	8.2E-06 ± 5.7E-06	
	08/13/07	08/28/07	gross α	4.7E-04 ± 4.4E-04					
	08/13/07	08/28/07	gross β	1.2E-02 ± 1.6E-03					
	08/28/07	09/11/07	gross α	1.1E-03 ± 5.1E-04					
	08/28/07	09/11/07	gross β	1.4E-02 ± 1.8E-03					
	09/11/07	09/24/07	gross α	1.6E-03 ± 6.4E-04					
	09/11/07	09/24/07	gross β	1.5E-02 ± 2.0E-03					
	09/24/07	10/08/07	gross α	1.3E-03 ± 5.6E-04					
	09/24/07	10/08/07	gross β	9.2E-03 ± 1.4E-03					
	10/08/07	10/22/07	gross α	1.1E-03 ± 5.0E-04					
	10/08/07	10/22/07	gross β	1.3E-02 ± 1.7E-03					
	10/22/07	11/06/07	gross α	1.6E-03 ± 5.9E-04					
	10/22/07	11/06/07	gross β	3.6E-02 ± 3.5E-03					
	11/06/07	11/19/07	gross α	1.4E-03 ± 6.1E-04					
	11/06/07	11/19/07	gross β	1.9E-02 ± 2.3E-03					
	11/19/07	12/03/07	gross α	2.0E-03 ± 6.9E-04					
	11/19/07	12/03/07	gross β	2.9E-02 ± 3.0E-03					
	12/03/07	12/17/07	gross α	2.8E-03 ± 8.3E-04					
	12/03/07	12/17/07	gross β	2.7E-02 ± 2.9E-03					
	12/17/07	12/31/07	gross α	1.1E-03 ± 5.0E-04					
	12/17/07	12/31/07	gross β	6.9E-03 ± 1.2E-03					

RQ = Result Qualifier. U = The analyte was analyzed for but not detected.

Table 2-4. Near-Facility Air Sampling Results, 2007 (pCi/m³ ± total analytical uncertainty).
(85 sheets total)

Location	Sample On	Sample Off	Isotope	Result ± Uncertainty	Location	Composite Period	Isotope	Result ± Uncertainty	RQ*
N442	01/02/07	01/15/07	gross α	1.9E-03 ± 7.0E-04	N442	01/02/07 to 06/18/07	⁶⁰ Co	-1.2E-05 ± 6.1E-05	U
(200-W)	01/02/07	01/15/07	gross β	1.8E-02 ± 2.2E-03			¹³⁴ Cs	7.9E-06 ± 6.9E-05	U
	01/15/07	01/29/07	gross α	1.7E-03 ± 6.4E-04			¹³⁷ Cs	4.2E-05 ± 6.8E-05	U
	01/15/07	01/29/07	gross β	4.0E-02 ± 3.8E-03			¹⁵² Eu	1.0E-04 ± 1.5E-04	U
	01/29/07	02/12/07	gross α	2.3E-03 ± 7.3E-04			¹⁵⁴ Eu	-2.7E-05 ± 1.7E-04	U
	01/29/07	02/12/07	gross β	3.6E-02 ± 3.5E-03			¹⁵⁵ Eu	9.9E-05 ± 1.6E-04	U
	02/12/07	02/27/07	gross α	1.2E-03 ± 5.0E-04			²³⁸ Pu	9.0E-06 ± 1.9E-05	U
	02/12/07	02/27/07	gross β	8.5E-03 ± 1.3E-03			^{239/240} Pu	-1.6E-06 ± 3.3E-06	U
	02/27/07	03/12/07	gross α	5.4E-04 ± 5.1E-04			¹⁰³ Ru	7.2E-06 ± 6.1E-05	U
	02/27/07	03/12/07	gross β	1.7E-02 ± 2.1E-03			¹⁰⁶ Ru	-3.8E-04 ± 5.9E-04	U
	03/12/07	03/26/07	gross α	1.0E-03 ± 4.8E-04			¹²⁵ Sb	7.6E-05 ± 1.4E-04	U
	03/12/07	03/26/07	gross β	8.8E-03 ± 1.4E-03			¹¹³ Sn	3.3E-05 ± 6.8E-05	U
	03/26/07	04/10/07	gross α	8.9E-04 ± 5.5E-04			⁹⁰ Sr	-1.7E-04 ± 1.7E-04	U
	03/26/07	04/10/07	gross β	1.4E-02 ± 1.8E-03			²³⁴ U	1.0E-05 ± 6.8E-06	
	04/10/07	04/23/07	gross α	1.4E-03 ± 5.9E-04			²³⁵ U	8.6E-07 ± 3.0E-06	U
	04/10/07	04/23/07	gross β	1.1E-02 ± 1.6E-03			²³⁸ U	7.1E-06 ± 5.8E-06	
	04/23/07	05/07/07	gross α	1.2E-03 ± 5.3E-04			⁶⁵ Zn	-2.8E-05 ± 1.6E-04	U
	04/23/07	05/07/07	gross β	1.1E-02 ± 1.6E-03					
	05/07/07	05/21/07	gross α	2.1E-03 ± 7.1E-04	N442	06/18/07 to 12/31/07	⁶⁰ Co	-1.5E-05 ± 6.1E-05	U
	05/07/07	05/21/07	gross β	1.3E-02 ± 1.7E-03			¹³⁴ Cs	-4.8E-05 ± 6.1E-05	U
	05/21/07	06/04/07	gross α	1.5E-03 ± 6.0E-04			¹³⁷ Cs	4.1E-05 ± 5.8E-05	U
	05/21/07	06/04/07	gross β	1.7E-02 ± 2.1E-03			¹⁵² Eu	3.4E-05 ± 1.5E-04	U
	06/04/07	06/18/07	gross α	1.1E-03 ± 5.1E-04			¹⁵⁴ Eu	-7.7E-05 ± 2.0E-04	U
	06/04/07	06/18/07	gross β	9.1E-03 ± 1.4E-03			¹⁵⁵ Eu	1.2E-04 ± 1.5E-04	U
	06/18/07	07/02/07	gross α	6.3E-04 ± 5.2E-04			²³⁸ Pu	2.9E-06 ± 6.6E-06	U
	06/18/07	07/02/07	gross β	9.6E-03 ± 1.4E-03			^{239/240} Pu	2.9E-06 ± 3.1E-06	
	07/02/07	07/16/07	gross α	2.6E-03 ± 7.9E-04			¹⁰⁶ Ru	-8.3E-05 ± 5.2E-04	U
	07/02/07	07/16/07	gross β	2.0E-02 ± 2.3E-03			¹²⁵ Sb	1.1E-04 ± 1.4E-04	U
	07/16/07	07/27/07	gross α	1.0E-03 ± 6.9E-04			⁹⁰ Sr	3.8E-05 ± 1.5E-04	U
	07/16/07	07/27/07	gross β	1.2E-02 ± 1.8E-03			²³⁴ U	1.6E-05 ± 9.4E-06	
	07/27/07	08/13/07	gross α	8.6E-04 ± 4.0E-04			²³⁵ U	2.4E-06 ± 4.3E-06	U
	07/27/07	08/13/07	gross β	1.2E-02 ± 1.5E-03			²³⁸ U	9.4E-06 ± 6.7E-06	
	08/13/07	08/28/07	gross α	7.6E-04 ± 5.1E-04					
	08/13/07	08/28/07	gross β	1.1E-02 ± 1.5E-03					
	08/28/07	09/11/07	gross α	1.4E-03 ± 5.7E-04					
	08/28/07	09/11/07	gross β	1.7E-02 ± 2.0E-03					
	09/11/07	09/24/07	gross α	1.7E-03 ± 6.6E-04					
	09/11/07	09/24/07	gross β	1.5E-02 ± 2.0E-03					
	09/24/07	10/08/07	gross α	8.6E-04 ± 5.8E-04					
	09/24/07	10/08/07	gross β	9.0E-03 ± 1.4E-03					
	10/08/07	10/22/07	gross α	1.6E-03 ± 6.1E-04					
	10/08/07	10/22/07	gross β	1.5E-02 ± 1.9E-03					
	10/22/07	11/06/07	gross α	1.3E-03 ± 5.3E-04					
	10/22/07	11/06/07	gross β	2.4E-02 ± 2.5E-03					
	11/06/07	11/19/07	gross α	1.5E-03 ± 6.2E-04					
	11/06/07	11/19/07	gross β	2.3E-02 ± 2.6E-03					
	11/19/07	12/03/07	gross α	1.9E-03 ± 6.7E-04					
	11/19/07	12/03/07	gross β	2.9E-02 ± 3.0E-03					
	12/03/07	12/17/07	gross α	2.0E-03 ± 6.8E-04					
	12/03/07	12/17/07	gross β	2.9E-02 ± 3.0E-03					
	12/17/07	12/31/07	gross α	7.1E-04 ± 5.2E-04					
	12/17/07	12/31/07	gross β	6.6E-03 ± 1.1E-03					

RQ = Result Qualifier. U = The analyte was analyzed for but not detected.

Table 2-4. Near-Facility Air Sampling Results, 2007 (pCi/m³ ± total analytical uncertainty).
(85 sheets total)

Location	Sample On	Sample Off	Isotope	Result ± Uncertainty	Location	Composite Period	Isotope	Result ± Uncertainty	RQ*
N449	01/02/07	01/15/07	gross α	9.3E-04 ± 6.2E-04	N449	01/02/07 to 06/18/07	⁶⁰ Co	3.7E-06 ± 3.7E-05	U
(200-W)	01/02/07	01/15/07	gross β	1.6E-02 ± 2.0E-03			¹³⁴ Cs	6.7E-05 ± 8.8E-05	U
	01/15/07	01/29/07	gross α	2.9E-03 ± 8.2E-04			¹³⁷ Cs	3.5E-05 ± 6.9E-05	U
	01/15/07	01/29/07	gross β	3.0E-02 ± 3.0E-03			¹⁵² Eu	5.9E-05 ± 1.7E-04	U
	01/29/07	02/12/07	gross α	1.9E-03 ± 6.7E-04			¹⁵⁴ Eu	-5.7E-06 ± 5.7E-05	U
	01/29/07	02/12/07	gross β	4.0E-02 ± 3.8E-03			¹⁵⁵ Eu	-2.1E-04 ± 2.2E-04	U
	02/12/07	02/27/07	gross α	7.0E-04 ± 5.1E-04			²³⁸ Pu	1.8E-05 ± 2.0E-05	U
	02/12/07	02/27/07	gross β	7.5E-03 ± 1.2E-03			^{239/240} Pu	2.5E-06 ± 4.6E-06	U
	02/27/07	03/12/07	gross α	1.2E-03 ± 5.5E-04			¹⁰⁶ Ru	1.4E-04 ± 6.6E-04	U
	02/27/07	03/12/07	gross β	1.4E-02 ± 1.8E-03			¹²⁵ Sb	-5.9E-05 ± 1.7E-04	U
	03/12/07	03/26/07	gross α	9.3E-04 ± 5.7E-04			⁹⁰ Sr	-2.1E-04 ± 2.2E-04	U
	03/12/07	03/26/07	gross β	8.4E-03 ± 1.3E-03			²³⁴ U	8.1E-06 ± 5.9E-06	
	03/26/07	04/10/07	gross α	4.8E-04 ± 4.5E-04			²³⁵ U	8.4E-07 ± 8.8E-07	U
	03/26/07	04/10/07	gross β	1.1E-02 ± 1.5E-03			²³⁸ U	8.9E-06 ± 6.7E-06	
	04/10/07	04/23/07	gross α	5.4E-04 ± 5.1E-04					
	04/10/07	04/23/07	gross β	7.0E-03 ± 1.2E-03	N449	06/18/07 to 12/31/07	⁶⁰ Co	-1.9E-05 ± 7.9E-05	U
	04/23/07	05/07/07	gross α	7.2E-04 ± 5.4E-04			¹³⁴ Cs	3.6E-05 ± 8.2E-05	U
	04/23/07	05/07/07	gross β	8.1E-03 ± 1.3E-03			¹³⁷ Cs	3.5E-05 ± 6.5E-05	U
	05/07/07	05/21/07	gross α	6.3E-04 ± 5.2E-04			¹⁵² Eu	-3.5E-05 ± 1.5E-04	U
	05/07/07	05/21/07	gross β	1.2E-02 ± 1.6E-03			¹⁵⁴ Eu	-3.4E-05 ± 2.3E-04	U
	05/21/07	06/04/07	gross α	8.6E-04 ± 5.8E-04			¹⁵⁵ Eu	4.3E-05 ± 1.6E-04	U
	05/21/07	06/04/07	gross β	1.6E-02 ± 2.0E-03			²³⁸ Pu	1.5E-06 ± 6.0E-06	U
	06/04/07	06/18/07	gross α	6.3E-04 ± 5.2E-04			^{239/240} Pu	-7.5E-07 ± 2.6E-06	U
	06/04/07	06/18/07	gross β	6.9E-03 ± 1.2E-03			¹⁰⁶ Ru	1.8E-04 ± 5.7E-04	U
	06/18/07	07/02/07	gross α	7.3E-04 ± 5.4E-04			¹²⁵ Sb	4.6E-05 ± 1.4E-04	U
	06/18/07	07/02/07	gross β	6.1E-03 ± 1.1E-03			⁹⁰ Sr	-1.3E-04 ± 1.4E-04	U
	07/02/07	07/16/07	gross α	1.1E-03 ± 4.8E-04			²³⁴ U	1.8E-05 ± 1.0E-05	
	07/02/07	07/16/07	gross β	1.4E-02 ± 1.8E-03			²³⁵ U	1.4E-06 ± 2.8E-06	U
	07/16/07	07/30/07	gross α	6.2E-04 ± 5.1E-04			²³⁸ U	1.3E-05 ± 7.7E-06	
	07/16/07	07/30/07	gross β	1.1E-02 ± 1.6E-03					
	07/30/07	08/13/07	gross α	1.3E-03 ± 5.5E-04					
	07/30/07	08/13/07	gross β	8.6E-03 ± 1.4E-03					
	08/13/07	08/28/07	gross α	1.4E-03 ± 5.5E-04					
	08/13/07	08/28/07	gross β	1.3E-02 ± 1.7E-03					
	08/28/07	09/11/07	gross α	1.6E-03 ± 6.1E-04					
	08/28/07	09/11/07	gross β	1.2E-02 ± 1.7E-03					
	09/11/07	09/24/07	gross α	1.2E-03 ± 5.5E-04					
	09/11/07	09/24/07	gross β	1.3E-02 ± 1.8E-03					
	09/24/07	10/08/07	gross α	5.7E-05 ± 3.0E-04					
	09/24/07	10/08/07	gross β	7.5E-03 ± 1.2E-03					
	10/08/07	10/22/07	gross α	1.0E-03 ± 6.2E-04					
	10/08/07	10/22/07	gross β	1.1E-02 ± 1.6E-03					
	10/22/07	11/06/07	gross α	8.4E-04 ± 5.7E-04					
	10/22/07	11/06/07	gross β	2.4E-02 ± 2.6E-03					
	11/06/07	11/19/07	gross α	7.6E-04 ± 6.2E-04					
	11/06/07	11/19/07	gross β	3.6E-02 ± 3.7E-03					
	11/19/07	12/03/07	gross α	2.0E-03 ± 7.0E-04					
	11/19/07	12/03/07	gross β	2.3E-02 ± 2.6E-03					
	12/03/07	12/17/07	gross α	1.6E-03 ± 6.2E-04					
	12/03/07	12/17/07	gross β	3.1E-02 ± 3.2E-03					
	12/17/07	12/31/07	gross α	1.5E-03 ± 5.8E-04					
	12/17/07	12/31/07	gross β	7.4E-03 ± 1.2E-03					

RQ = Result Qualifier. U = The analyte was analyzed for but not detected.

Table 2-4. Near-Facility Air Sampling Results, 2007 (pCi/m³ ± total analytical uncertainty).
(85 sheets total)

Location	Sample On	Sample Off	Isotope	Result ± Uncertainty	Location	Composite Period	Isotope	Result ± Uncertainty	RQ*
N456 (200-W)	01/02/07	01/15/07	gross α	1.0E-03 ± 6.4E-04	N456	01/02/07 to 06/18/07	⁶⁰ Co	-1.0E-05 ± 9.1E-05	U
	01/02/07	01/15/07	gross β	1.8E-02 ± 2.2E-03			¹³⁴ Cs	6.8E-05 ± 8.0E-05	U
	01/15/07	01/29/07	gross α	4.0E-03 ± 1.0E-03			¹³⁷ Cs	-3.1E-05 ± 6.8E-05	U
	01/15/07	01/29/07	gross β	5.3E-02 ± 4.8E-03			¹⁵² Eu	-6.4E-06 ± 6.4E-05	U
	01/29/07	02/12/07	gross α	3.2E-03 ± 9.1E-04			¹⁵⁴ Eu	1.2E-04 ± 2.8E-04	U
	01/29/07	02/12/07	gross β	4.6E-02 ± 4.4E-03			¹⁵⁵ Eu	7.1E-05 ± 1.6E-04	U
	02/12/07	02/27/07	gross α	1.6E-04 ± 3.4E-04			²³⁸ Pu	1.7E-06 ± 1.7E-05	U
	02/12/07	02/27/07	gross β	1.0E-02 ± 1.4E-03			^{239/240} Pu	-8.6E-07 ± 3.0E-06	U
	02/27/07	03/12/07	gross α	6.8E-04 ± 5.6E-04			¹⁰⁶ Ru	-5.8E-04 ± 6.9E-04	U
	02/27/07	03/12/07	gross β	1.6E-02 ± 2.0E-03			¹²⁵ Sb	2.2E-05 ± 1.6E-04	U
	03/12/07	03/26/07	gross α	9.3E-04 ± 5.7E-04			⁹⁰ Sr	-8.5E-05 ± 8.8E-05	U
	03/12/07	03/26/07	gross β	9.8E-03 ± 1.5E-03			²³⁴ U	3.9E-06 ± 5.7E-06	U
	03/26/07	04/10/07	gross α	1.6E-03 ± 5.9E-04			²³⁵ U	2.5E-06 ± 3.9E-06	U
	03/26/07	04/10/07	gross β	1.4E-02 ± 1.8E-03			²³⁸ U	6.2E-06 ± 5.8E-06	U
	04/10/07	04/23/07	gross α	3.0E-04 ± 4.3E-04	N456	06/18/07 to 12/31/07	⁶⁰ Co	-8.2E-07 ± 8.2E-06	U
	04/10/07	04/23/07	gross β	6.3E-03 ± 1.2E-03			¹³⁴ Cs	-2.7E-05 ± 6.0E-05	U
	04/23/07	05/07/07	gross α	6.1E-04 ± 5.0E-04			¹³⁷ Cs	4.7E-05 ± 5.8E-05	U
	04/23/07	05/07/07	gross β	1.1E-02 ± 1.6E-03			¹⁵² Eu	-1.2E-04 ± 1.4E-04	U
	05/07/07	05/21/07	gross α	1.3E-03 ± 5.6E-04			¹⁵⁴ Eu	2.0E-04 ± 2.1E-04	U
	05/07/07	05/21/07	gross β	1.6E-02 ± 2.0E-03			¹⁵⁵ Eu	-3.2E-05 ± 1.3E-04	U
	05/21/07	06/04/07	gross α	1.6E-03 ± 6.2E-04			²³⁸ Pu	1.4E-06 ± 4.3E-06	U
	05/21/07	06/04/07	gross β	1.8E-02 ± 2.2E-03			^{239/240} Pu	-1.4E-06 ± 2.0E-06	U
	06/04/07	06/18/07	gross α	5.2E-04 ± 4.8E-04			¹⁰⁶ Ru	-3.1E-05 ± 3.1E-04	U
	06/04/07	06/18/07	gross β	7.6E-03 ± 1.3E-03			¹²⁵ Sb	2.4E-05 ± 1.3E-04	U
	06/18/07	07/02/07	gross α	1.1E-03 ± 5.1E-04			⁹⁰ Sr	9.4E-05 ± 1.7E-04	U
	06/18/07	07/02/07	gross β	8.4E-03 ± 1.3E-03			²³⁴ U	1.4E-05 ± 8.2E-06	
	07/02/07	07/16/07	gross α	1.4E-03 ± 5.8E-04			²³⁵ U	3.4E-06 ± 3.3E-06	
	07/02/07	07/16/07	gross β	1.3E-02 ± 1.8E-03			²³⁸ U	6.9E-06 ± 5.2E-06	
	07/16/07	07/30/07	gross α	7.2E-04 ± 5.3E-04					
	07/16/07	07/30/07	gross β	1.3E-02 ± 1.7E-03					
	07/30/07	08/13/07	gross α	1.4E-03 ± 5.9E-04					
	07/30/07	08/13/07	gross β	1.3E-02 ± 1.7E-03					
	08/13/07	08/17/07	gross α	1.5E-03 ± 1.6E-03					
	08/13/07	08/17/07	gross β	1.7E-02 ± 3.5E-03					
	08/17/07	08/28/07	gross α	9.0E-04 ± 6.7E-04					
	08/17/07	08/28/07	gross β	1.1E-02 ± 1.7E-03					
	08/28/07	09/11/07	gross α	1.2E-03 ± 5.4E-04					
	08/28/07	09/11/07	gross β	1.3E-02 ± 1.7E-03					
	09/11/07	09/24/07	gross α	9.2E-04 ± 6.2E-04					
	09/11/07	09/24/07	gross β	1.4E-02 ± 1.9E-03					
	09/24/07	10/08/07	gross α	6.5E-04 ± 5.3E-04					
	09/24/07	10/08/07	gross β	9.4E-03 ± 1.4E-03					
	10/08/07	10/22/07	gross α	1.3E-03 ± 5.6E-04					
	10/08/07	10/22/07	gross β	1.3E-02 ± 1.8E-03					
	10/22/07	11/06/07	gross α	1.6E-03 ± 5.9E-04					
	10/22/07	11/06/07	gross β	2.4E-02 ± 2.6E-03					
	11/06/07	11/19/07	gross α	1.3E-03 ± 6.1E-04					
	11/06/07	11/19/07	gross β	2.3E-02 ± 2.7E-03					
	11/19/07	12/03/07	gross α	2.0E-03 ± 7.0E-04					
	11/19/07	12/03/07	gross β	4.1E-02 ± 3.9E-03					
	12/03/07	12/17/07	gross α	2.1E-03 ± 7.3E-04					
	12/03/07	12/17/07	gross β	3.5E-02 ± 3.6E-03					
	12/17/07	12/31/07	gross α	3.8E-04 ± 4.3E-04					
	12/17/07	12/31/07	gross β	5.8E-03 ± 1.1E-03					

RQ = Result Qualifier. U = The analyte was analyzed for but not detected.

Table 2-4. Near-Facility Air Sampling Results, 2007 (pCi/m³ ± total analytical uncertainty).
(85 sheets total)

Location	Sample On	Sample Off	Isotope	Result ± Uncertainty	Location	Composite Period	Isotope	Result ± Uncertainty	RQ*
N457	01/02/07	01/15/07	gross α	6.6E-04 ± 5.4E-04	N457	01/02/07 to 06/18/07	⁶⁰ Co	-5.5E-05 ± 7.4E-05	U
(200-W)	01/02/07	01/15/07	gross β	1.5E-02 ± 1.9E-03			¹³⁴ Cs	-1.9E-05 ± 6.8E-05	U
	01/15/07	01/29/07	gross α	1.8E-03 ± 6.5E-04			¹³⁷ Cs	-4.3E-05 ± 6.6E-05	U
	01/15/07	01/29/07	gross β	3.6E-02 ± 3.5E-03			¹⁵² Eu	-4.4E-05 ± 1.6E-04	U
	01/29/07	02/12/07	gross α	2.6E-03 ± 8.1E-04			¹⁵⁴ Eu	4.0E-05 ± 2.0E-04	U
	01/29/07	02/12/07	gross β	4.6E-02 ± 4.4E-03			¹⁵⁵ Eu	2.1E-05 ± 1.8E-04	U
	02/12/07	02/27/07	gross α	2.7E-04 ± 3.8E-04			²³⁸ Pu	1.8E-05 ± 2.1E-05	U
	02/12/07	02/27/07	gross β	8.9E-03 ± 1.3E-03			^{239/240} Pu	3.0E-06 ± 6.1E-06	U
	02/27/07	03/12/07	gross α	8.0E-04 ± 5.9E-04			¹⁰³ Ru	-4.6E-05 ± 6.5E-05	U
	02/27/07	03/12/07	gross β	1.5E-02 ± 1.9E-03			¹⁰⁶ Ru	-1.9E-04 ± 5.3E-04	U
	03/12/07	03/26/07	gross α	2.7E-04 ± 4.0E-04			¹²⁵ Sb	-5.7E-05 ± 1.4E-04	U
	03/12/07	03/26/07	gross β	8.1E-03 ± 1.3E-03			¹¹³ Sn	-4.0E-05 ± 6.7E-05	U
	03/26/07	04/10/07	gross α	1.1E-03 ± 5.0E-04			⁹⁰ Sr	-1.6E-04 ± 1.7E-04	U
	03/26/07	04/10/07	gross β	1.2E-02 ± 1.6E-03			²³⁴ U	1.5E-05 ± 9.4E-06	
	04/10/07	04/23/07	gross α	7.8E-04 ± 5.7E-04			²³⁵ U	5.3E-06 ± 5.4E-06	U
	04/10/07	04/23/07	gross β	6.6E-03 ± 1.2E-03			²³⁸ U	1.2E-05 ± 8.1E-06	
	04/23/07	05/07/07	gross α	8.4E-04 ± 5.7E-04			⁶⁵ Zn	-1.3E-04 ± 1.6E-04	U
	04/23/07	05/07/07	gross β	9.3E-03 ± 1.4E-03					
	05/07/07	05/21/07	gross α	9.8E-04 ± 6.0E-04	N457	06/18/07 to 12/31/07	⁶⁰ Co	-4.4E-05 ± 6.2E-05	U
	05/07/07	05/21/07	gross β	1.4E-02 ± 1.8E-03			¹³⁴ Cs	7.7E-06 ± 6.1E-05	U
	05/21/07	06/04/07	gross α	9.7E-04 ± 6.0E-04			¹³⁷ Cs	6.5E-05 ± 6.2E-05	U
	05/21/07	06/04/07	gross β	1.6E-02 ± 2.0E-03			¹⁵² Eu	2.9E-05 ± 1.4E-04	U
	06/04/07	06/18/07	gross α	4.2E-04 ± 4.7E-04			¹⁵⁴ Eu	7.7E-05 ± 1.8E-04	U
	06/04/07	06/18/07	gross β	8.2E-03 ± 1.3E-03			¹⁵⁵ Eu	-1.0E-04 ± 1.6E-04	U
	06/18/07	07/02/07	gross α	8.6E-04 ± 5.8E-04			²³⁸ Pu	-7.5E-07 ± 4.0E-06	U
	06/18/07	07/02/07	gross β	7.3E-03 ± 1.2E-03			^{239/240} Pu	1.5E-06 ± 2.2E-06	U
	07/02/07	07/16/07	gross α	7.7E-04 ± 5.6E-04			¹⁰⁶ Ru	4.1E-04 ± 5.0E-04	U
	07/02/07	07/16/07	gross β	1.4E-02 ± 1.8E-03			¹²⁵ Sb	-3.9E-05 ± 1.3E-04	U
	07/16/07	07/30/07	gross α	6.1E-04 ± 5.0E-04			⁹⁰ Sr	8.8E-05 ± 1.8E-04	U
	07/16/07	07/30/07	gross β	1.1E-02 ± 1.5E-03			²³⁴ U	1.5E-05 ± 8.7E-06	
	07/30/07	08/13/07	gross α	4.7E-04 ± 4.4E-04			²³⁵ U	4.4E-06 ± 4.0E-06	
	07/30/07	08/13/07	gross β	8.1E-03 ± 1.3E-03			²³⁸ U	4.0E-06 ± 4.5E-06	U
	08/13/07	08/28/07	gross α	1.1E-03 ± 4.9E-04					
	08/13/07	08/28/07	gross β	1.3E-02 ± 1.7E-03					
	08/28/07	09/11/07	gross α	1.7E-03 ± 1.1E-03					
	08/28/07	09/11/07	gross β	2.1E-02 ± 3.0E-03					
	09/11/07	09/24/07	gross α	1.8E-03 ± 6.6E-04					
	09/11/07	09/24/07	gross β	1.2E-02 ± 1.7E-03					
	09/24/07	10/08/07	gross α	7.5E-04 ± 5.5E-04					
	09/24/07	10/08/07	gross β	6.8E-03 ± 1.2E-03					
	10/08/07	10/22/07	gross α	1.3E-03 ± 5.5E-04					
	10/08/07	10/22/07	gross β	1.1E-02 ± 1.6E-03					
	10/22/07	11/06/07	gross α	1.1E-03 ± 5.0E-04					
	10/22/07	11/06/07	gross β	2.2E-02 ± 2.5E-03					
	11/06/07	11/19/07	gross α	1.2E-03 ± 5.8E-04					
	11/06/07	11/19/07	gross β	2.2E-02 ± 2.6E-03					
	11/19/07	12/03/07	gross α	2.0E-03 ± 7.0E-04					
	11/19/07	12/03/07	gross β	3.2E-02 ± 3.2E-03					
	12/03/07	12/17/07	gross α	1.9E-03 ± 6.6E-04					
	12/03/07	12/17/07	gross β	2.7E-02 ± 2.8E-03					
	12/17/07	12/31/07	gross α	2.7E-04 ± 3.9E-04					
	12/17/07	12/31/07	gross β	5.2E-03 ± 1.0E-03					

RQ = Result Qualifier. U = The analyte was analyzed for but not detected.

Table 2-4. Near-Facility Air Sampling Results, 2007 (pCi/m³ ± total analytical uncertainty).
(85 sheets total)

Location	Sample On	Sample Off	Isotope	Result ± Uncertainty	Location	Composite Period	Isotope	Result ± Uncertainty	RQ*
N550 (200-W)	01/02/07	01/15/07	gross α	1.3E-03 ± 5.6E-04	N550	01/02/07 to 06/18/07	⁶⁰ Co	2.4E-05 ± 7.3E-05	U
	01/02/07	01/15/07	gross β	1.7E-02 ± 2.3E-03			¹³⁴ Cs	6.2E-05 ± 6.7E-05	U
	01/15/07	01/29/07	gross α	3.7E-03 ± 9.5E-04			¹³⁷ Cs	6.1E-05 ± 7.9E-05	U
	01/15/07	01/29/07	gross β	4.7E-02 ± 5.0E-03			¹⁵² Eu	-1.1E-05 ± 1.1E-04	U
	01/29/07	02/12/07	gross α	3.5E-03 ± 9.3E-04			¹⁵⁴ Eu	1.4E-04 ± 2.0E-04	U
	01/29/07	02/12/07	gross β	4.3E-02 ± 4.6E-03			¹⁵⁵ Eu	-4.9E-05 ± 1.9E-04	U
	02/12/07	02/27/07	gross α	9.7E-04 ± 4.6E-04			²³⁸ Pu	7.2E-06 ± 1.4E-05	U
	02/12/07	02/27/07	gross β	9.3E-03 ± 1.5E-03			^{239/240} Pu	1.3E-05 ± 8.3E-06	
	02/27/07	03/12/07	gross α	1.6E-03 ± 6.4E-04			¹⁰⁶ Ru	6.5E-04 ± 6.5E-04	U
	02/27/07	03/12/07	gross β	1.8E-02 ± 2.4E-03			¹²⁵ Sb	5.1E-05 ± 1.4E-04	U
	03/12/07	03/26/07	gross α	9.3E-04 ± 5.8E-04			⁹⁰ Sr	1.7E-04 ± 1.8E-04	
	03/12/07	03/26/07	gross β	9.3E-03 ± 1.5E-03			²³⁴ U	6.0E-05 ± 2.6E-05	
	03/26/07	04/10/07	gross α	1.0E-03 ± 4.8E-04			²³⁵ U	7.9E-06 ± 6.2E-06	
	03/26/07	04/10/07	gross β	1.2E-02 ± 1.7E-03			²³⁸ U	4.7E-05 ± 2.1E-05	
	04/10/07	04/23/07	gross α	8.8E-04 ± 5.9E-04	N550	06/18/07 to 12/31/07	⁶⁰ Co	-3.1E-05 ± 5.7E-05	U
	04/10/07	04/23/07	gross β	6.6E-03 ± 1.2E-03			¹³⁴ Cs	-3.9E-05 ± 5.5E-05	U
	04/23/07	05/07/07	gross α	1.7E-03 ± 6.4E-04			¹³⁷ Cs	1.2E-04 ± 7.2E-05	
	04/23/07	05/07/07	gross β	9.9E-03 ± 1.5E-03			¹⁵² Eu	7.4E-06 ± 7.4E-05	U
	05/07/07	05/21/07	gross α	1.2E-03 ± 5.3E-04			¹⁵⁴ Eu	6.2E-05 ± 1.7E-04	U
	05/07/07	05/21/07	gross β	1.5E-02 ± 2.0E-03			¹⁵⁵ Eu	1.1E-04 ± 1.5E-04	U
	05/21/07	06/04/07	gross α	1.1E-03 ± 5.1E-04			²³⁸ Pu	5.9E-07 ± 2.6E-06	U
	05/21/07	06/04/07	gross β	1.4E-02 ± 2.0E-03			^{239/240} Pu	3.5E-06 ± 3.1E-06	
	06/04/07	06/18/07	gross α	3.9E-04 ± 4.4E-04			¹⁰⁶ Ru	1.7E-04 ± 4.7E-04	U
	06/04/07	06/18/07	gross β	5.1E-03 ± 1.0E-03			¹²⁵ Sb	8.7E-05 ± 1.3E-04	U
	06/18/07	07/02/07	gross α	4.9E-04 ± 4.6E-04			⁹⁰ Sr	4.5E-05 ± 1.3E-04	U
	06/18/07	07/02/07	gross β	8.1E-03 ± 1.4E-03			²³⁴ U	2.7E-05 ± 1.4E-05	
	07/02/07	07/16/07	gross α	2.1E-03 ± 7.2E-04			²³⁵ U	2.5E-06 ± 3.9E-06	U
	07/02/07	07/16/07	gross β	1.3E-02 ± 1.8E-03			²³⁸ U	2.2E-05 ± 1.2E-05	
	07/16/07	07/27/07	gross α	2.2E-03 ± 8.0E-04					
	07/16/07	07/27/07	gross β	1.4E-02 ± 2.1E-03					
	07/27/07	08/13/07	gross α	1.5E-03 ± 5.5E-04					
	07/27/07	08/13/07	gross β	1.1E-02 ± 1.5E-03					
	08/13/07	08/28/07	gross α	1.1E-03 ± 4.8E-04					
	08/13/07	08/28/07	gross β	1.3E-02 ± 1.8E-03					
	08/28/07	09/11/07	gross α	1.3E-03 ± 5.5E-04					
	08/28/07	09/11/07	gross β	1.3E-02 ± 1.8E-03					
	09/11/07	09/24/07	gross α	1.4E-03 ± 5.9E-04					
	09/11/07	09/24/07	gross β	1.2E-02 ± 1.8E-03					
	09/24/07	10/08/07	gross α	2.9E-04 ± 4.1E-04					
	09/24/07	10/08/07	gross β	9.5E-03 ± 1.5E-03					
	10/08/07	10/22/07	gross α	7.2E-04 ± 5.4E-04					
	10/08/07	10/22/07	gross β	1.3E-02 ± 1.8E-03					
	10/22/07	11/06/07	gross α	1.2E-03 ± 5.1E-04					
	10/22/07	11/06/07	gross β	2.6E-02 ± 3.0E-03					
	11/06/07	11/19/07	gross α	7.4E-04 ± 6.0E-04					
	11/06/07	11/19/07	gross β	2.3E-02 ± 2.9E-03					
	11/19/07	12/03/07	gross α	9.5E-04 ± 5.9E-04					
	11/19/07	12/03/07	gross β	2.5E-02 ± 2.9E-03					
	12/03/07	12/17/07	gross α	1.5E-03 ± 6.0E-04					
	12/03/07	12/17/07	gross β	3.1E-02 ± 3.5E-03					
	12/17/07	12/31/07	gross α	1.6E-04 ± 3.4E-04					
	12/17/07	12/31/07	gross β	4.5E-03 ± 9.6E-04					

RQ = Result Qualifier. U = The analyte was analyzed for but not detected.

Table 2-4. Near-Facility Air Sampling Results, 2007 (pCi/m³ ± total analytical uncertainty).
(85 sheets total)

Location	Sample On	Sample Off	Isotope	Result ± Uncertainty	Location	Composite Period	Isotope	Result ± Uncertainty	RQ*
N554 (200-W)	01/02/07	01/15/07	gross α	1.2E-03 ± 5.5E-04	N554	01/02/07 to 06/18/07	⁶⁰ Co	-4.2E-05 ± 7.4E-05	U
	01/02/07	01/15/07	gross β	1.3E-02 ± 1.9E-03			¹³⁴ Cs	1.9E-05 ± 7.0E-05	U
	01/15/07	01/29/07	gross α	3.0E-03 ± 8.5E-04			¹³⁷ Cs	-3.2E-05 ± 6.8E-05	U
	01/15/07	01/29/07	gross β	5.2E-02 ± 5.4E-03			¹⁵² Eu	-1.5E-04 ± 1.6E-04	U
	01/29/07	02/12/07	gross α	3.9E-03 ± 9.9E-04			¹⁵⁴ Eu	3.7E-05 ± 2.2E-04	U
	01/29/07	02/12/07	gross β	4.9E-02 ± 5.1E-03			¹⁵⁵ Eu	-2.6E-05 ± 1.4E-04	U
	02/12/07	02/27/07	gross α	5.9E-04 ± 4.8E-04			²³⁸ Pu	1.5E-06 ± 3.0E-06	U
	02/12/07	02/27/07	gross β	7.0E-03 ± 1.2E-03			^{239/240} Pu	3.0E-06 ± 5.7E-06	U
	02/27/07	03/12/07	gross α	-6.6E-05 ± 2.4E-04			¹⁰⁶ Ru	-4.1E-04 ± 5.6E-04	U
	02/27/07	03/12/07	gross β	1.4E-02 ± 2.1E-03			¹²⁵ Sb	6.3E-05 ± 1.4E-04	U
	03/12/07	03/26/07	gross α	6.0E-04 ± 4.9E-04			⁹⁰ Sr	4.1E-05 ± 1.9E-04	U
	03/12/07	03/26/07	gross β	8.6E-03 ± 1.4E-03			²³⁴ U	1.4E-05 ± 8.6E-06	
	03/26/07	04/10/07	gross α	9.4E-04 ± 5.8E-04			²³⁵ U	5.4E-06 ± 4.9E-06	
	03/26/07	04/10/07	gross β	1.2E-02 ± 1.8E-03			²³⁸ U	1.2E-05 ± 7.5E-06	
	04/10/07	04/23/07	gross α	7.8E-04 ± 5.8E-04	N554	06/18/07 to 12/31/07	⁶⁰ Co	8.2E-05 ± 9.6E-05	U
	04/10/07	04/23/07	gross β	5.3E-03 ± 1.1E-03			¹³⁴ Cs	4.6E-05 ± 9.4E-05	U
	04/23/07	05/07/07	gross α	5.0E-04 ± 4.7E-04			¹³⁷ Cs	2.2E-05 ± 8.8E-05	U
	04/23/07	05/07/07	gross β	1.0E-02 ± 1.6E-03			¹⁵² Eu	1.4E-04 ± 2.3E-04	U
	05/07/07	05/21/07	gross α	1.7E-03 ± 6.5E-04			¹⁵⁴ Eu	5.5E-05 ± 2.8E-04	U
	05/07/07	05/21/07	gross β	1.6E-02 ± 2.1E-03			¹⁵⁵ Eu	-8.5E-05 ± 1.8E-04	U
	05/21/07	06/04/07	gross α	1.4E-03 ± 5.8E-04			²³⁸ Pu	-1.2E-06 ± 5.7E-06	U
	05/21/07	06/04/07	gross β	1.7E-02 ± 2.2E-03			^{239/240} Pu	6.7E-06 ± 5.0E-06	
	06/04/07	06/18/07	gross α	5.5E-04 ± 5.1E-04			¹⁰⁶ Ru	4.2E-04 ± 7.9E-04	U
	06/04/07	06/18/07	gross β	7.4E-03 ± 1.3E-03			¹²⁵ Sb	2.2E-05 ± 2.1E-04	U
	06/18/07	07/02/07	gross α	7.2E-04 ± 5.4E-04			⁹⁰ Sr	1.1E-04 ± 1.3E-04	U
	06/18/07	07/02/07	gross β	1.2E-02 ± 1.7E-03			²³⁴ U	1.9E-05 ± 1.1E-05	
	07/02/07	07/16/07	gross α	1.6E-03 ± 6.3E-04			²³⁵ U	2.6E-06 ± 4.6E-06	U
	07/02/07	07/16/07	gross β	1.4E-02 ± 2.0E-03			²³⁸ U	1.0E-05 ± 7.1E-06	
	07/16/07	07/30/07	gross α	7.2E-04 ± 5.3E-04					
	07/16/07	07/30/07	gross β	9.8E-03 ± 1.5E-03					
	07/30/07	08/13/07	gross α	5.0E-04 ± 4.8E-04					
	07/30/07	08/13/07	gross β	1.2E-02 ± 1.8E-03					
	08/13/07	08/28/07	gross α	1.2E-03 ± 5.2E-04					
	08/13/07	08/28/07	gross β	1.1E-02 ± 1.6E-03					
	08/28/07	09/11/07	gross α	8.6E-04 ± 5.8E-04					
	08/28/07	09/11/07	gross β	1.4E-02 ± 2.0E-03					
	09/11/07	09/24/07	gross α	1.4E-03 ± 6.1E-04					
	09/11/07	09/24/07	gross β	1.2E-02 ± 1.8E-03					
	09/24/07	10/08/07	gross α	1.0E-03 ± 6.4E-04					
	09/24/07	10/08/07	gross β	9.0E-03 ± 1.5E-03					
	10/08/07	10/22/07	gross α	1.1E-03 ± 5.3E-04					
	10/08/07	10/22/07	gross β	1.3E-02 ± 1.9E-03					
	10/22/07	11/06/07	gross α	7.8E-04 ± 5.3E-04					
	10/22/07	11/06/07	gross β	2.3E-02 ± 2.7E-03					
	11/06/07	11/19/07	gross α	3.5E-04 ± 5.0E-04					
	11/06/07	11/19/07	gross β	1.8E-02 ± 2.5E-03					
	11/19/07	12/03/07	gross α	1.8E-03 ± 6.7E-04					
	11/19/07	12/03/07	gross β	2.2E-02 ± 2.7E-03					
	12/03/07	12/17/07	gross α	1.2E-03 ± 5.4E-04					
	12/03/07	12/17/07	gross β	2.5E-02 ± 3.0E-03					
	12/17/07	12/31/07	gross α	4.9E-05 ± 2.9E-04					
	12/17/07	12/31/07	gross β	6.2E-03 ± 1.2E-03					

RQ = Result Qualifier. U = The analyte was analyzed for but not detected.

Table 2-4. Near-Facility Air Sampling Results, 2007 (pCi/m³ ± total analytical uncertainty).
(85 sheets total)

Location	Sample On	Sample Off	Isotope	Result ± Uncertainty	Location	Composite Period	Isotope	Result ± Uncertainty	RQ*
N555 (200-W)	01/02/07	01/15/07	gross α	1.2E-03 ± 5.4E-04	N555	01/02/07 to 06/18/07	⁶⁰ Co	6.1E-06 ± 6.1E-05	U
	01/02/07	01/15/07	gross β	1.7E-02 ± 2.3E-03			¹³⁴ Cs	2.6E-05 ± 6.7E-05	U
	01/15/07	01/29/07	gross α	1.9E-03 ± 6.7E-04			¹³⁷ Cs	6.9E-06 ± 6.2E-05	U
	01/15/07	01/29/07	gross β	5.0E-02 ± 5.2E-03			¹⁵² Eu	1.7E-04 ± 1.7E-04	U
	01/29/07	02/12/07	gross α	2.6E-03 ± 8.0E-04			¹⁵⁴ Eu	8.4E-06 ± 8.5E-05	U
	01/29/07	02/12/07	gross β	4.6E-02 ± 4.9E-03			¹⁵⁵ Eu	1.6E-05 ± 1.6E-04	U
	02/12/07	02/27/07	gross α	5.7E-04 ± 4.7E-04			²³⁸ Pu	-1.5E-06 ± 3.8E-06	U
	02/12/07	02/27/07	gross β	8.2E-03 ± 1.3E-03			^{239/240} Pu	1.0E-05 ± 6.5E-06	
	02/27/07	03/12/07	gross α	1.0E-03 ± 6.5E-04			¹⁰⁶ Ru	-2.2E-04 ± 5.6E-04	U
	02/27/07	03/12/07	gross β	1.3E-02 ± 1.9E-03			¹²⁵ Sb	5.0E-05 ± 1.4E-04	U
	03/12/07	03/26/07	gross α	6.1E-04 ± 5.1E-04			⁹⁰ Sr	-1.3E-04 ± 1.4E-04	U
	03/12/07	03/26/07	gross β	8.7E-03 ± 1.4E-03			²³⁴ U	2.2E-05 ± 1.2E-05	
	03/26/07	04/10/07	gross α	7.4E-04 ± 5.4E-04			²³⁵ U	3.5E-06 ± 5.2E-06	U
	03/26/07	04/10/07	gross β	1.4E-02 ± 1.9E-03			²³⁸ U	1.0E-05 ± 7.4E-06	
	04/10/07	04/23/07	gross α	6.6E-04 ± 5.4E-04	N555	06/18/07 to 12/31/07	⁶⁰ Co	-7.2E-06 ± 6.5E-05	U
	04/10/07	04/23/07	gross β	7.6E-03 ± 1.4E-03			¹³⁴ Cs	-5.8E-05 ± 6.0E-05	U
	04/23/07	05/07/07	gross α	9.5E-04 ± 5.9E-04			¹³⁷ Cs	-4.4E-05 ± 5.9E-05	U
	04/23/07	05/07/07	gross β	7.9E-03 ± 1.4E-03			¹⁵² Eu	2.9E-05 ± 1.2E-04	U
	05/07/07	05/21/07	gross α	8.6E-04 ± 5.8E-04			¹⁵⁴ Eu	1.1E-04 ± 1.8E-04	U
	05/07/07	05/21/07	gross β	1.3E-02 ± 1.9E-03			¹⁵⁵ Eu	-2.9E-05 ± 1.4E-04	U
	05/21/07	06/04/07	gross α	1.5E-03 ± 6.0E-04			²³⁸ Pu	1.7E-06 ± 2.6E-06	U
	05/21/07	06/04/07	gross β	1.9E-02 ± 2.5E-03			^{239/240} Pu	8.6E-06 ± 5.4E-06	
	06/04/07	06/18/07	gross α	2.9E-04 ± 4.1E-04			¹⁰⁶ Ru	2.5E-04 ± 5.4E-04	U
	06/04/07	06/18/07	gross β	6.8E-03 ± 1.2E-03			¹²⁵ Sb	-8.6E-05 ± 1.3E-04	U
	06/18/07	07/02/07	gross α	1.3E-03 ± 5.6E-04			⁹⁰ Sr	-4.8E-05 ± 5.0E-05	U
	06/18/07	07/02/07	gross β	9.3E-03 ± 1.5E-03			²³⁴ U	2.0E-05 ± 1.1E-05	
	07/02/07	07/16/07	gross α	1.3E-03 ± 5.7E-04			²³⁵ U	7.2E-06 ± 5.5E-06	
	07/02/07	07/16/07	gross β	1.3E-02 ± 1.9E-03			²³⁸ U	1.5E-05 ± 8.7E-06	
	07/16/07	07/30/07	gross α	8.3E-04 ± 5.6E-04					
	07/16/07	07/30/07	gross β	1.1E-02 ± 1.7E-03					
	07/30/07	08/13/07	gross α	1.2E-03 ± 5.4E-04					
	07/30/07	08/13/07	gross β	1.3E-02 ± 1.9E-03					
	08/13/07	08/28/07	gross α	1.1E-03 ± 4.9E-04					
	08/13/07	08/28/07	gross β	1.2E-02 ± 1.7E-03					
	08/28/07	09/11/07	gross α	1.8E-03 ± 6.5E-04					
	08/28/07	09/11/07	gross β	1.7E-02 ± 2.2E-03					
	09/11/07	09/24/07	gross α	1.1E-03 ± 5.2E-04					
	09/11/07	09/24/07	gross β	1.2E-02 ± 1.8E-03					
	09/24/07	10/08/07	gross α	1.0E-03 ± 6.2E-04					
	09/24/07	10/08/07	gross β	7.5E-03 ± 1.3E-03					
	10/08/07	10/22/07	gross α	1.1E-03 ± 5.0E-04					
	10/08/07	10/22/07	gross β	1.2E-02 ± 1.7E-03					
	10/22/07	11/06/07	gross α	7.1E-04 ± 5.3E-04					
	10/22/07	11/06/07	gross β	2.2E-02 ± 2.7E-03					
	11/06/07	11/19/07	gross α	1.1E-03 ± 7.1E-04					
	11/06/07	11/19/07	gross β	1.6E-02 ± 2.3E-03					
	11/19/07	12/03/07	gross α	1.9E-03 ± 6.9E-04					
	11/19/07	12/03/07	gross β	2.9E-02 ± 3.4E-03					
	12/03/07	12/17/07	gross α	2.5E-03 ± 7.8E-04					
	12/03/07	12/17/07	gross β	3.2E-02 ± 3.7E-03					
	12/17/07	12/31/07	gross α	4.9E-05 ± 2.9E-04					
	12/17/07	12/31/07	gross β	4.6E-03 ± 9.7E-04					

RQ = Result Qualifier. U = The analyte was analyzed for but not detected.

Table 2-4. Near-Facility Air Sampling Results, 2007 (pCi/m³ ± total analytical uncertainty).
(85 sheets total)

Location	Sample On	Sample Off	Isotope	Result ± Uncertainty	Location	Composite Period	Isotope	Result ± Uncertainty	RQ*
N956 (200-W)	01/02/07	01/15/07	gross α	1.9E-03 ± 7.1E-04	N956	01/02/07 to 06/18/07	⁶⁰ Co	1.2E-05 ± 6.8E-05	U
	01/02/07	01/15/07	gross β	1.5E-02 ± 2.0E-03			¹³⁴ Cs	1.6E-05 ± 6.1E-05	U
	01/15/07	01/29/07	gross α	1.9E-03 ± 6.9E-04			¹³⁷ Cs	1.0E-05 ± 6.2E-05	U
	01/15/07	01/29/07	gross β	4.9E-02 ± 4.6E-03			¹⁵² Eu	7.2E-05 ± 1.6E-04	U
	01/29/07	02/12/07	gross α	1.9E-03 ± 7.0E-04			¹⁵⁴ Eu	-6.3E-05 ± 2.1E-04	U
	01/29/07	02/12/07	gross β	4.4E-02 ± 4.2E-03			¹⁵⁵ Eu	-4.8E-05 ± 1.7E-04	U
	02/12/07	02/27/07	gross α	1.3E-03 ± 5.4E-04			²³⁸ Pu	1.3E-06 ± 1.3E-05	U
	02/12/07	02/27/07	gross β	6.3E-03 ± 1.1E-03			^{239/240} Pu	1.3E-06 ± 1.3E-06	U
	02/27/07	03/12/07	gross α	1.0E-03 ± 6.5E-04			¹⁰⁶ Ru	4.7E-04 ± 6.2E-04	U
	02/27/07	03/12/07	gross β	1.6E-02 ± 2.1E-03			¹²⁵ Sb	-3.7E-05 ± 1.5E-04	U
	03/12/07	03/26/07	gross α	1.8E-04 ± 3.7E-04			⁹⁰ Sr	-1.0E-04 ± 1.1E-04	U
	03/12/07	03/26/07	gross β	6.3E-03 ± 1.1E-03			²³⁴ U	8.4E-06 ± 7.0E-06	
	03/26/07	04/10/07	gross α	6.6E-04 ± 5.4E-04			²³⁵ U	1.8E-06 ± 2.7E-06	U
	03/26/07	04/10/07	gross β	1.1E-02 ± 1.6E-03			²³⁸ U	5.0E-06 ± 4.5E-06	
	04/10/07	04/23/07	gross α	6.6E-04 ± 5.4E-04	N956	06/18/07 to 12/31/07	⁶⁰ Co	1.8E-05 ± 7.5E-05	U
	04/10/07	04/23/07	gross β	8.2E-03 ± 1.4E-03			¹³⁴ Cs	-4.4E-05 ± 6.2E-05	U
	04/23/07	05/07/07	gross α	1.1E-03 ± 5.1E-04			¹³⁷ Cs	1.1E-04 ± 7.3E-05	U
	04/23/07	05/07/07	gross β	1.1E-02 ± 1.6E-03			¹⁵² Eu	-1.2E-04 ± 1.5E-04	U
	05/07/07	05/21/07	gross α	4.2E-04 ± 4.7E-04			¹⁵⁴ Eu	-5.1E-05 ± 2.1E-04	U
	05/07/07	05/21/07	gross β	1.4E-02 ± 1.9E-03			¹⁵⁵ Eu	-7.3E-05 ± 1.4E-04	U
	05/21/07	06/04/07	gross α	1.2E-03 ± 5.4E-04			²³⁸ Pu	6.4E-07 ± 2.9E-06	U
	05/21/07	06/04/07	gross β	1.6E-02 ± 2.1E-03			^{239/240} Pu	1.9E-06 ± 2.3E-06	
	06/04/07	06/18/07	gross α	6.5E-04 ± 5.3E-04			¹⁰⁶ Ru	8.6E-05 ± 4.9E-04	U
	06/04/07	06/18/07	gross β	6.1E-03 ± 1.1E-03			¹²⁵ Sb	6.3E-05 ± 1.3E-04	U
	06/18/07	07/02/07	gross α	1.1E-03 ± 5.3E-04			⁹⁰ Sr	8.4E-06 ± 8.4E-05	U
	06/18/07	07/02/07	gross β	1.0E-02 ± 1.5E-03			²³⁴ U	1.6E-05 ± 9.8E-06	
	07/02/07	07/16/07	gross α	1.0E-03 ± 6.4E-04			²³⁵ U	4.0E-06 ± 3.9E-06	
	07/02/07	07/16/07	gross β	1.2E-02 ± 1.7E-03			²³⁸ U	7.4E-06 ± 5.5E-06	
	07/16/07	07/27/07	gross α	1.2E-03 ± 7.6E-04					
	07/16/07	07/27/07	gross β	1.3E-02 ± 1.9E-03					
	07/27/07	08/13/07	gross α	6.4E-04 ± 4.7E-04					
	07/27/07	08/13/07	gross β	1.0E-02 ± 1.5E-03					
	08/13/07	08/28/07	gross α	1.2E-03 ± 5.1E-04					
	08/13/07	08/28/07	gross β	1.4E-02 ± 1.8E-03					
	08/28/07	09/11/07	gross α	1.0E-03 ± 6.4E-04					
	08/28/07	09/11/07	gross β	1.4E-02 ± 1.9E-03					
	09/11/07	09/24/07	gross α	1.5E-03 ± 6.2E-04					
	09/11/07	09/24/07	gross β	1.3E-02 ± 1.8E-03					
	09/24/07	10/08/07	gross α	1.3E-03 ± 6.0E-04					
	09/24/07	10/08/07	gross β	7.1E-03 ± 1.3E-03					
	10/08/07	10/22/07	gross α	1.3E-03 ± 5.7E-04					
	10/08/07	10/22/07	gross β	1.3E-02 ± 1.8E-03					
	10/22/07	11/06/07	gross α	1.2E-03 ± 5.2E-04					
	10/22/07	11/06/07	gross β	2.6E-02 ± 2.8E-03					
	11/06/07	11/19/07	gross α	1.2E-03 ± 7.8E-04					
	11/06/07	11/19/07	gross β	2.2E-02 ± 2.7E-03					
	11/19/07	12/03/07	gross α	1.7E-03 ± 6.3E-04					
	11/19/07	12/03/07	gross β	2.7E-02 ± 2.9E-03					
	12/03/07	12/17/07	gross α	2.3E-03 ± 7.5E-04					
	12/03/07	12/17/07	gross β	2.8E-02 ± 3.0E-03					
	12/17/07	12/31/07	gross α	6.3E-04 ± 5.2E-04					
	12/17/07	12/31/07	gross β	6.2E-03 ± 1.1E-03					

RQ = Result Qualifier. U = The analyte was analyzed for but not detected.

Table 2-4. Near-Facility Air Sampling Results, 2007 (pCi/m³ ± total analytical uncertainty).
(85 sheets total)

Location	Sample On	Sample Off	Isotope	Result ± Uncertainty	Location	Composite Period	Isotope	Result ± Uncertainty	RQ*
N963 (200-W)	01/02/07	01/15/07	gross α	1.5E-03 ± 6.3E-04	N963	01/02/07 to 06/18/07	⁶⁰ Co	-5.6E-05 ± 9.5E-05	U
	01/02/07	01/15/07	gross β	1.6E-02 ± 2.0E-03			¹³⁴ Cs	-1.2E-05 ± 8.7E-05	U
	01/15/07	01/29/07	gross α	1.9E-03 ± 6.6E-04			¹³⁷ Cs	5.8E-05 ± 7.9E-05	U
	01/15/07	01/29/07	gross β	3.5E-02 ± 3.5E-03			¹⁵² Eu	8.2E-06 ± 8.2E-05	U
	01/29/07	02/12/07	gross α	2.2E-03 ± 7.3E-04			¹⁵⁴ Eu	5.8E-06 ± 5.8E-05	U
	01/29/07	02/12/07	gross β	3.3E-02 ± 3.3E-03			¹⁵⁵ Eu	-4.2E-05 ± 1.7E-04	U
	02/12/07	02/27/07	gross α	4.8E-04 ± 4.5E-04			²³⁸ Pu	1.3E-05 ± 2.3E-05	U
	02/12/07	02/27/07	gross β	6.3E-03 ± 1.1E-03			^{239/240} Pu	6.4E-06 ± 6.2E-06	
	02/27/07	03/12/07	gross α	9.1E-04 ± 6.1E-04			¹⁰⁶ Ru	2.2E-04 ± 6.9E-04	U
	02/27/07	03/12/07	gross β	1.1E-02 ± 1.6E-03			¹²⁵ Sb	1.8E-04 ± 1.8E-04	U
	03/12/07	03/26/07	gross α	7.3E-04 ± 5.3E-04			⁹⁰ Sr	-1.1E-05 ± 1.1E-05	U
	03/12/07	03/26/07	gross β	7.1E-03 ± 1.2E-03			²³⁴ U	6.0E-06 ± 5.3E-06	
	03/26/07	04/10/07	gross α	1.0E-03 ± 4.6E-04			²³⁵ U	8.2E-07 ± 2.9E-06	U
	03/26/07	04/10/07	gross β	1.3E-02 ± 1.7E-03			²³⁸ U	3.8E-06 ± 3.7E-06	
	04/10/07	04/23/07	gross α	8.8E-04 ± 5.9E-04	N963	06/18/07 to 12/31/07	⁶⁰ Co	4.5E-05 ± 6.0E-05	U
	04/10/07	04/23/07	gross β	6.8E-03 ± 1.2E-03			¹³⁴ Cs	-4.5E-06 ± 4.5E-05	U
	04/23/07	05/07/07	gross α	8.2E-04 ± 5.5E-04			¹³⁷ Cs	7.5E-05 ± 8.4E-05	U
	04/23/07	05/07/07	gross β	8.0E-03 ± 1.3E-03			¹⁵² Eu	-8.6E-05 ± 1.2E-04	U
	05/07/07	05/21/07	gross α	1.2E-03 ± 5.2E-04			¹⁵⁴ Eu	3.8E-05 ± 1.9E-04	U
	05/07/07	05/21/07	gross β	1.6E-02 ± 2.0E-03			¹⁵⁵ Eu	7.2E-05 ± 1.3E-04	U
	05/21/07	06/04/07	gross α	8.3E-04 ± 5.6E-04			²³⁸ Pu	7.1E-07 ± 7.1E-06	U
	05/21/07	06/04/07	gross β	1.4E-02 ± 1.8E-03			^{239/240} Pu	4.9E-06 ± 4.1E-06	
	06/04/07	06/18/07	gross α	2.8E-04 ± 4.0E-04			¹⁰⁶ Ru	3.0E-04 ± 5.0E-04	U
	06/04/07	06/18/07	gross β	7.0E-03 ± 1.2E-03			¹²⁵ Sb	7.9E-05 ± 1.3E-04	U
	06/18/07	07/02/07	gross α	1.4E-03 ± 5.5E-04			⁹⁰ Sr	-1.4E-04 ± 1.5E-04	U
	06/18/07	07/02/07	gross β	9.0E-03 ± 1.4E-03			²³⁴ U	1.4E-05 ± 8.1E-06	
	07/02/07	07/16/07	gross α	8.2E-04 ± 5.5E-04			²³⁵ U	4.2E-06 ± 4.3E-06	U
	07/02/07	07/16/07	gross β	1.5E-02 ± 1.9E-03			²³⁸ U	7.8E-06 ± 5.4E-06	
	07/16/07	07/27/07	gross α	1.0E-03 ± 6.9E-04					
	07/16/07	07/27/07	gross β	1.4E-02 ± 1.9E-03					
	07/27/07	08/13/07	gross α	8.8E-04 ± 4.1E-04					
	07/27/07	08/13/07	gross β	1.1E-02 ± 1.5E-03					
	08/13/07	08/17/07	gross α	1.9E-03 ± 1.8E-03					
	08/13/07	08/17/07	gross β	2.6E-02 ± 4.5E-03					
	08/17/07	08/28/07	gross α	1.0E-03 ± 6.8E-04					
	08/17/07	08/28/07	gross β	1.4E-02 ± 2.0E-03					
	08/28/07	09/11/07	gross α	1.1E-03 ± 5.1E-04					
	08/28/07	09/11/07	gross β	1.5E-02 ± 1.9E-03					
	09/11/07	09/24/07	gross α	1.9E-03 ± 6.8E-04					
	09/11/07	09/24/07	gross β	1.3E-02 ± 1.8E-03					
	09/24/07	10/08/07	gross α	1.2E-03 ± 5.4E-04					
	09/24/07	10/08/07	gross β	6.9E-03 ± 1.2E-03					
	10/08/07	10/22/07	gross α	1.4E-03 ± 5.5E-04					
	10/08/07	10/22/07	gross β	1.4E-02 ± 1.8E-03					
	10/22/07	11/06/07	gross α	2.2E-03 ± 7.0E-04					
	10/22/07	11/06/07	gross β	2.5E-02 ± 2.6E-03					
	11/06/07	11/19/07	gross α	8.1E-04 ± 5.9E-04					
	11/06/07	11/19/07	gross β	1.8E-02 ± 2.2E-03					
	11/19/07	12/03/07	gross α	9.5E-04 ± 5.9E-04					
	11/19/07	12/03/07	gross β	1.5E-02 ± 1.9E-03					
	12/03/07	12/17/07	gross α	9.5E-04 ± 5.9E-04					
	12/03/07	12/17/07	gross β	2.9E-02 ± 3.0E-03					
	12/17/07	12/31/07	gross α	4.9E-04 ± 4.6E-04					
	12/17/07	12/31/07	gross β	8.7E-03 ± 1.4E-03					

RQ = Result Qualifier. U = The analyte was analyzed for but not detected.

Table 2-4. Near-Facility Air Sampling Results, 2007 (pCi/m³ ± total analytical uncertainty).
(85 sheets total)

Location	Sample On	Sample Off	Isotope	Result ± Uncertainty	Location	Composite Period	Isotope	Result ± Uncertainty	RQ*
N964 (200-W)	01/02/07	01/15/07	gross α	6.8E-04 ± 5.6E-04	N964	01/02/07 to 06/18/07	⁶⁰ Co	-4.9E-06 ± 4.9E-05	U
	01/02/07	01/15/07	gross β	1.9E-02 ± 2.3E-03			¹³⁴ Cs	-3.4E-05 ± 7.3E-05	U
	01/15/07	01/29/07	gross α	3.0E-03 ± 8.3E-04			¹³⁷ Cs	3.0E-05 ± 5.7E-05	U
	01/15/07	01/29/07	gross β	3.8E-02 ± 3.6E-03			¹⁵² Eu	3.6E-05 ± 1.4E-04	U
	01/29/07	02/12/07	gross α	2.2E-03 ± 7.3E-04			¹⁵⁴ Eu	-8.1E-05 ± 2.0E-04	U
	01/29/07	02/12/07	gross β	3.4E-02 ± 3.4E-03			¹⁵⁵ Eu	-5.1E-06 ± 5.1E-05	U
	02/12/07	02/27/07	gross α	7.0E-04 ± 5.1E-04			²³⁸ Pu	-9.8E-06 ± 2.0E-05	U
	02/12/07	02/27/07	gross β	7.9E-03 ± 1.3E-03			^{239/240} Pu	1.2E-06 ± 1.3E-06	
	02/27/07	03/12/07	gross α	8.1E-04 ± 5.9E-04			¹⁰⁶ Ru	-1.6E-04 ± 5.4E-04	U
	02/27/07	03/12/07	gross β	1.2E-02 ± 1.7E-03			¹²⁵ Sb	7.3E-05 ± 1.4E-04	U
	03/12/07	03/26/07	gross α	8.4E-04 ± 5.6E-04			⁹⁰ Sr	3.4E-05 ± 1.4E-04	U
	03/12/07	03/26/07	gross β	8.7E-03 ± 1.3E-03			²³⁴ U	6.3E-06 ± 5.5E-06	
	03/26/07	04/10/07	gross α	6.8E-04 ± 5.0E-04			²³⁵ U	7.6E-07 ± 7.8E-07	U
	03/26/07	04/10/07	gross β	1.4E-02 ± 1.8E-03			²³⁸ U	3.9E-06 ± 3.8E-06	
	04/10/07	04/23/07	gross α	1.0E-03 ± 6.2E-04	N964	06/18/07 to 12/31/07	⁶⁰ Co	-1.6E-05 ± 6.0E-05	U
	04/10/07	04/23/07	gross β	6.7E-03 ± 1.2E-03			¹³⁴ Cs	7.9E-05 ± 6.3E-05	U
	04/23/07	05/07/07	gross α	1.0E-03 ± 4.9E-04			¹³⁷ Cs	4.4E-05 ± 5.5E-05	U
	04/23/07	05/07/07	gross β	7.8E-03 ± 1.3E-03			¹⁵² Eu	-5.0E-06 ± 5.0E-05	U
	05/07/07	05/21/07	gross α	7.3E-04 ± 5.3E-04			¹⁵⁴ Eu	1.4E-04 ± 1.6E-04	U
	05/07/07	05/21/07	gross β	1.6E-02 ± 1.9E-03			¹⁵⁵ Eu	4.7E-05 ± 1.4E-04	U
	05/21/07	06/04/07	gross α	1.6E-03 ± 6.1E-04			²³⁸ Pu	-1.4E-06 ± 1.2E-05	U
	05/21/07	06/04/07	gross β	2.0E-02 ± 2.3E-03			^{239/240} Pu	1.4E-06 ± 3.9E-06	U
	06/04/07	06/18/07	gross α	3.9E-04 ± 4.4E-04			¹⁰⁶ Ru	-5.8E-04 ± 6.0E-04	U
	06/04/07	06/18/07	gross β	6.6E-03 ± 1.1E-03			¹²⁵ Sb	-3.3E-05 ± 1.2E-04	U
	06/18/07	07/02/07	gross α	3.8E-04 ± 4.2E-04			⁹⁰ Sr	-9.6E-05 ± 1.0E-04	U
	06/18/07	07/02/07	gross β	1.0E-02 ± 1.5E-03			²³⁴ U	1.8E-05 ± 9.9E-06	
	07/02/07	07/16/07	gross α	9.8E-04 ± 6.1E-04			²³⁵ U	2.2E-06 ± 2.7E-06	
	07/02/07	07/16/07	gross β	1.4E-02 ± 1.8E-03			²³⁸ U	7.5E-06 ± 5.7E-06	
	07/16/07	07/30/07	gross α	1.4E-03 ± 5.7E-04					
	07/16/07	07/30/07	gross β	1.1E-02 ± 1.6E-03					
	07/30/07	08/13/07	gross α	1.7E-03 ± 6.2E-04					
	07/30/07	08/13/07	gross β	9.8E-03 ± 1.5E-03					
	08/13/07	08/17/07	gross α	1.5E-03 ± 1.6E-03					
	08/13/07	08/17/07	gross β	1.7E-02 ± 3.5E-03					
	08/17/07	08/28/07	gross α	8.8E-04 ± 6.5E-04					
	08/17/07	08/28/07	gross β	9.7E-03 ± 1.6E-03					
	08/28/07	09/11/07	gross α	8.1E-04 ± 5.5E-04					
	08/28/07	09/11/07	gross β	1.3E-02 ± 1.8E-03					
	09/11/07	09/24/07	gross α	1.1E-03 ± 5.2E-04					
	09/11/07	09/24/07	gross β	1.5E-02 ± 1.9E-03					
	09/24/07	10/08/07	gross α	8.6E-04 ± 5.8E-04					
	09/24/07	10/08/07	gross β	8.2E-03 ± 1.3E-03					
	10/08/07	10/22/07	gross α	9.3E-04 ± 5.7E-04					
	10/08/07	10/22/07	gross β	1.1E-02 ± 1.6E-03					
	10/22/07	11/06/07	gross α	1.1E-03 ± 4.8E-04					
	10/22/07	11/06/07	gross β	2.5E-02 ± 2.6E-03					
	11/06/07	11/19/07	gross α	1.4E-03 ± 6.0E-04					
	11/06/07	11/19/07	gross β	2.1E-02 ± 2.4E-03					
	11/19/07	12/03/07	gross α	1.6E-03 ± 6.1E-04					
	11/19/07	12/03/07	gross β	2.8E-02 ± 2.9E-03					
	12/03/07	12/17/07	gross α	2.4E-03 ± 7.5E-04					
	12/03/07	12/17/07	gross β	2.9E-02 ± 3.0E-03					
	12/17/07	12/31/07	gross α	1.0E-03 ± 4.8E-04					
	12/17/07	12/31/07	gross β	6.6E-03 ± 1.1E-03					

RQ = Result Qualifier. U = The analyte was analyzed for but not detected.

Table 2-4. Near-Facility Air Sampling Results, 2007 (pCi/m³ ± total analytical uncertainty).
(85 sheets total)

Location	Sample On	Sample Off	Isotope	Result ± Uncertainty	Location	Composite Period	Isotope	Result ± Uncertainty	RQ*
N965 (200-W)	01/02/07	01/15/07	gross α	8.3E-04 ± 6.1E-04	N965	01/02/07 to 06/18/07	⁶⁰ Co	4.7E-06 ± 4.7E-05	U
	01/02/07	01/15/07	gross β	1.7E-02 ± 2.2E-03			¹³⁴ Cs	-7.3E-06 ± 7.3E-05	U
	01/15/07	01/29/07	gross α	4.0E-03 ± 9.7E-04			¹³⁷ Cs	2.2E-06 ± 2.2E-05	U
	01/15/07	01/29/07	gross β	3.9E-02 ± 3.8E-03			¹⁵² Eu	-9.4E-05 ± 1.4E-04	U
	01/29/07	02/12/07	gross α	2.2E-03 ± 7.3E-04			¹⁵⁴ Eu	1.7E-05 ± 1.7E-04	U
	01/29/07	02/12/07	gross β	3.6E-02 ± 3.5E-03			¹⁵⁵ Eu	-1.1E-04 ± 1.7E-04	U
	02/12/07	02/27/07	gross α	7.0E-04 ± 5.1E-04			²³⁸ Pu	4.4E-06 ± 1.6E-05	U
	02/12/07	02/27/07	gross β	6.3E-03 ± 1.1E-03			^{239/240} Pu	2.2E-06 ± 4.5E-06	U
	02/27/07	03/12/07	gross α	9.1E-04 ± 6.1E-04			¹⁰⁶ Ru	-2.7E-04 ± 5.7E-04	U
	02/27/07	03/12/07	gross β	1.3E-02 ± 1.7E-03			¹²⁵ Sb	-1.5E-05 ± 1.4E-04	U
	03/12/07	03/26/07	gross α	8.6E-04 ± 5.8E-04			⁹⁰ Sr	-9.2E-05 ± 9.5E-05	U
	03/12/07	03/26/07	gross β	8.9E-03 ± 1.4E-03			²³⁴ U	8.6E-06 ± 5.9E-06	
	03/26/07	04/10/07	gross α	5.1E-04 ± 4.8E-04			²³⁵ U	7.1E-07 ± 7.4E-07	U
	03/26/07	04/10/07	gross β	1.0E-02 ± 1.5E-03			²³⁸ U	5.7E-06 ± 4.6E-06	
	04/10/07	04/23/07	gross α	2.9E-04 ± 4.2E-04	N965	06/18/07 to 12/31/07	⁶⁰ Co	1.1E-04 ± 9.9E-05	U
	04/10/07	04/23/07	gross β	7.6E-03 ± 1.3E-03			¹³⁴ Cs	-9.4E-05 ± 9.9E-05	U
	04/23/07	05/07/07	gross α	3.8E-04 ± 4.3E-04			¹³⁷ Cs	1.7E-05 ± 9.1E-05	U
	04/23/07	05/07/07	gross β	8.9E-03 ± 1.4E-03			¹⁵² Eu	-4.2E-05 ± 2.2E-04	U
	05/07/07	05/21/07	gross α	1.9E-03 ± 6.7E-04			¹⁵⁴ Eu	-2.0E-04 ± 2.8E-04	U
	05/07/07	05/21/07	gross β	1.0E-02 ± 1.5E-03			¹⁵⁵ Eu	1.0E-04 ± 1.7E-04	U
	05/21/07	06/04/07	gross α	1.2E-03 ± 5.2E-04			²³⁸ Pu	1.1E-05 ± 1.4E-05	U
	05/21/07	06/04/07	gross β	1.7E-02 ± 2.0E-03			^{239/240} Pu	8.6E-07 ± 8.6E-06	U
	06/04/07	06/18/07	gross α	9.3E-04 ± 5.7E-04			¹⁰⁶ Ru	1.2E-04 ± 7.9E-04	U
	06/04/07	06/18/07	gross β	6.5E-03 ± 1.1E-03			¹²⁵ Sb	-1.2E-05 ± 1.2E-04	U
	06/18/07	07/02/07	gross α	1.5E-03 ± 5.8E-04			⁹⁰ Sr	-5.2E-05 ± 5.4E-05	U
	06/18/07	07/02/07	gross β	8.2E-03 ± 1.3E-03			²³⁴ U	2.0E-05 ± 1.0E-05	
	07/02/07	07/16/07	gross α	7.3E-04 ± 5.3E-04			²³⁵ U	1.5E-06 ± 3.0E-06	U
	07/02/07	07/16/07	gross β	1.3E-02 ± 1.7E-03			²³⁸ U	5.4E-06 ± 4.3E-06	
	07/16/07	07/30/07	gross α	4.8E-04 ± 4.6E-04					
	07/16/07	07/30/07	gross β	1.0E-02 ± 1.5E-03					
	07/30/07	08/13/07	gross α	1.2E-03 ± 5.1E-04					
	07/30/07	08/13/07	gross β	1.1E-02 ± 1.6E-03					
	08/13/07	08/28/07	gross α	2.7E-03 ± 9.0E-04					
	08/13/07	08/28/07	gross β	7.3E-03 ± 1.4E-03					
	08/28/07	09/11/07	gross α	8.4E-04 ± 5.6E-04					
	08/28/07	09/11/07	gross β	1.2E-02 ± 1.7E-03					
	09/11/07	09/24/07	gross α	1.3E-03 ± 5.6E-04					
	09/11/07	09/24/07	gross β	1.5E-02 ± 2.0E-03					
	09/24/07	10/08/07	gross α	1.6E-03 ± 6.1E-04					
	09/24/07	10/08/07	gross β	8.4E-03 ± 1.3E-03					
	10/08/07	10/22/07	gross α	8.4E-04 ± 5.6E-04					
	10/08/07	10/22/07	gross β	1.2E-02 ± 1.7E-03					
	10/22/07	11/06/07	gross α	1.7E-03 ± 6.1E-04					
	10/22/07	11/06/07	gross β	2.4E-02 ± 2.6E-03					
	11/06/07	11/19/07	gross α	1.6E-03 ± 6.4E-04					
	11/06/07	11/19/07	gross β	2.3E-02 ± 2.6E-03					
	11/19/07	12/03/07	gross α	1.9E-03 ± 6.7E-04					
	11/19/07	12/03/07	gross β	2.4E-02 ± 2.6E-03					
	12/03/07	12/17/07	gross α	1.7E-03 ± 6.4E-04					
	12/03/07	12/17/07	gross β	2.6E-02 ± 2.8E-03					
	12/17/07	12/31/07	gross α	1.1E-03 ± 5.0E-04					
	12/17/07	12/31/07	gross β	5.8E-03 ± 1.1E-03					

RQ = Result Qualifier. U = The analyte was analyzed for but not detected.

Table 2-4. Near-Facility Air Sampling Results, 2007 (pCi/m³ ± total analytical uncertainty).
(85 sheets total)

Location	Sample On	Sample Off	Isotope	Result ± Uncertainty	Location	Composite Period	Isotope	Result ± Uncertainty	RQ*
N966 (200-W)	01/02/07	01/15/07	gross α	1.0E-03 ± 6.4E-04	N966	01/02/07 to 06/18/07	⁶⁰ Co	-1.6E-05 ± 7.5E-05	U
	01/02/07	01/15/07	gross β	1.5E-02 ± 2.0E-03			¹³⁴ Cs	5.1E-05 ± 8.2E-05	U
	01/15/07	01/29/07	gross α	2.5E-03 ± 7.5E-04			¹³⁷ Cs	-3.6E-05 ± 7.0E-05	U
	01/15/07	01/29/07	gross β	3.9E-02 ± 3.7E-03			¹⁵² Eu	-1.1E-04 ± 1.6E-04	U
	01/29/07	02/12/07	gross α	1.7E-03 ± 6.3E-04			¹⁵⁴ Eu	2.6E-04 ± 2.4E-04	U
	01/29/07	02/12/07	gross β	4.4E-02 ± 4.1E-03			¹⁵⁵ Eu	-8.0E-05 ± 1.8E-04	U
	02/12/07	02/27/07	gross α	5.4E-04 ± 5.0E-04			²³⁸ Pu	-4.9E-06 ± 1.7E-05	U
	02/12/07	02/27/07	gross β	8.0E-03 ± 1.3E-03			^{239/240} Pu	9.9E-07 ± 4.4E-06	U
	02/27/07	03/12/07	gross α	5.7E-04 ± 5.4E-04			¹⁰⁶ Ru	1.5E-04 ± 5.8E-04	U
	02/27/07	03/12/07	gross β	1.7E-02 ± 2.2E-03			¹²⁵ Sb	-2.7E-05 ± 1.5E-04	U
	03/12/07	03/26/07	gross α	6.5E-04 ± 5.3E-04			⁹⁰ Sr	-6.5E-05 ± 6.8E-05	U
	03/12/07	03/26/07	gross β	7.5E-03 ± 1.3E-03			²³⁴ U	1.4E-05 ± 9.2E-06	
	03/26/07	04/10/07	gross α	8.9E-04 ± 5.5E-04			²³⁵ U	2.7E-06 ± 4.1E-06	U
	03/26/07	04/10/07	gross β	1.3E-02 ± 1.7E-03			²³⁸ U	4.9E-06 ± 5.5E-06	U
	04/10/07	04/23/07	gross α	7.6E-04 ± 5.6E-04					
	04/10/07	04/23/07	gross β	5.6E-03 ± 1.1E-03	N966	06/18/07 to 12/31/07	⁶⁰ Co	1.5E-05 ± 5.9E-05	U
	04/23/07	05/07/07	gross α	7.1E-04 ± 5.2E-04			¹³⁴ Cs	1.9E-05 ± 5.4E-05	U
	04/23/07	05/07/07	gross β	9.1E-03 ± 1.4E-03			¹³⁷ Cs	1.4E-05 ± 5.3E-05	U
	05/07/07	05/21/07	gross α	1.1E-03 ± 5.0E-04			¹⁵² Eu	-7.5E-05 ± 1.5E-04	U
	05/07/07	05/21/07	gross β	1.5E-02 ± 1.9E-03			¹⁵⁴ Eu	6.4E-06 ± 6.4E-05	U
	05/21/07	06/04/07	gross α	8.3E-04 ± 5.6E-04			¹⁵⁵ Eu	-1.3E-04 ± 1.4E-04	U
	05/21/07	06/04/07	gross β	1.7E-02 ± 2.0E-03			²³⁸ Pu	-3.6E-06 ± 1.3E-05	U
	06/04/07	06/18/07	gross α	3.9E-04 ± 4.4E-04			^{239/240} Pu	2.9E-06 ± 3.1E-06	
	06/04/07	06/18/07	gross β	7.8E-03 ± 1.3E-03			¹⁰⁶ Ru	-9.4E-05 ± 4.8E-04	U
	06/18/07	07/02/07	gross α	1.1E-03 ± 5.1E-04			¹²⁵ Sb	-2.3E-06 ± 2.3E-05	U
	06/18/07	07/02/07	gross β	8.8E-03 ± 1.4E-03			⁹⁰ Sr	4.0E-05 ± 1.3E-04	U
	07/02/07	07/16/07	gross α	1.2E-03 ± 5.2E-04			²³⁴ U	1.4E-05 ± 7.9E-06	
	07/02/07	07/16/07	gross β	1.4E-02 ± 1.8E-03			²³⁵ U	1.4E-06 ± 2.8E-06	U
	07/16/07	07/30/07	gross α	1.0E-03 ± 4.8E-04			²³⁸ U	1.2E-05 ± 7.4E-06	
	07/16/07	07/30/07	gross β	1.0E-02 ± 1.5E-03					
	07/30/07	08/13/07	gross α	1.2E-03 ± 5.1E-04					
	07/30/07	08/13/07	gross β	1.1E-02 ± 1.6E-03					
	08/13/07	08/17/07	gross α	1.5E-03 ± 1.7E-03					
	08/13/07	08/17/07	gross β	1.8E-02 ± 3.6E-03					
	08/17/07	08/28/07	gross α	1.7E-03 ± 7.0E-04					
	08/17/07	08/28/07	gross β	1.4E-02 ± 2.0E-03					
	08/28/07	09/11/07	gross α	6.1E-04 ± 5.0E-04					
	08/28/07	09/11/07	gross β	1.4E-02 ± 1.8E-03					
	09/11/07	09/24/07	gross α	2.0E-03 ± 7.0E-04					
	09/11/07	09/24/07	gross β	1.3E-02 ± 1.7E-03					
	09/24/07	10/08/07	gross α	1.2E-03 ± 5.4E-04					
	09/24/07	10/08/07	gross β	1.5E-02 ± 1.9E-03					
	10/08/07	10/22/07	gross α	9.5E-04 ± 5.9E-04					
	10/08/07	10/22/07	gross β	1.1E-02 ± 1.6E-03					
	10/22/07	11/06/07	gross α	1.7E-03 ± 6.1E-04					
	10/22/07	11/06/07	gross β	2.4E-02 ± 2.6E-03					
	11/06/07	11/19/07	gross α	1.6E-03 ± 6.6E-04					
	11/06/07	11/19/07	gross β	2.0E-02 ± 2.4E-03					
	11/19/07	12/03/07	gross α	1.3E-03 ± 5.6E-04					
	11/19/07	12/03/07	gross β	1.9E-02 ± 2.2E-03					
	12/03/07	12/17/07	gross α	1.9E-03 ± 6.6E-04					
	12/03/07	12/17/07	gross β	2.7E-02 ± 2.9E-03					
	12/17/07	12/31/07	gross α	3.8E-04 ± 4.3E-04					
	12/17/07	12/31/07	gross β	7.0E-03 ± 1.2E-03					

RQ = Result Qualifier. U = The analyte was analyzed for but not detected.

Table 2-4. Near-Facility Air Sampling Results, 2007 (pCi/m³ ± total analytical uncertainty).
(85 sheets total)

Location	Sample On	Sample Off	Isotope	Result ± Uncertainty	Location	Composite Period	Isotope	Result ± Uncertainty	RQ*
N974 (200-W)	01/02/07	01/15/07	gross α	1.1E-03 ± 6.7E-04	N974	01/02/07 to 06/18/07	⁶⁰ Co	-6.4E-05 ± 8.7E-05	U
	01/02/07	01/15/07	gross β	2.0E-02 ± 2.4E-03			¹³⁴ Cs	-4.8E-05 ± 7.3E-05	U
	01/15/07	01/29/07	gross α	1.8E-03 ± 6.8E-04			¹³⁷ Cs	1.1E-05 ± 6.8E-05	U
	01/15/07	01/29/07	gross β	3.9E-02 ± 3.8E-03			¹⁵² Eu	4.6E-05 ± 1.8E-04	U
	01/29/07	02/12/07	gross α	1.5E-03 ± 6.5E-04			¹⁵⁴ Eu	5.7E-05 ± 2.5E-04	U
	01/29/07	02/12/07	gross β	4.3E-02 ± 4.2E-03			¹⁵⁵ Eu	4.1E-06 ± 4.1E-05	U
	02/12/07	02/27/07	gross α	1.8E-03 ± 6.4E-04			²³⁸ Pu	7.8E-06 ± 1.7E-05	U
	02/12/07	02/27/07	gross β	9.9E-03 ± 1.5E-03			^{239/240} Pu	-2.9E-06 ± 4.5E-06	U
	02/27/07	03/12/07	gross α	8.2E-04 ± 6.1E-04			¹⁰⁶ Ru	4.1E-04 ± 7.1E-04	U
	02/27/07	03/12/07	gross β	1.3E-02 ± 1.8E-03			¹²⁵ Sb	3.3E-05 ± 1.6E-04	U
	03/12/07	03/26/07	gross α	1.0E-03 ± 6.2E-04			⁹⁰ Sr	-1.7E-04 ± 1.7E-04	U
	03/12/07	03/26/07	gross β	8.7E-03 ± 1.4E-03			²³⁴ U	7.1E-06 ± 5.3E-06	U
	03/26/07	04/10/07	gross α	1.2E-03 ± 5.4E-04			²³⁵ U	8.5E-07 ± 3.0E-06	
	03/26/07	04/10/07	gross β	1.4E-02 ± 1.9E-03			²³⁸ U	6.3E-06 ± 5.0E-06	
	04/10/07	04/23/07	gross α	4.4E-04 ± 4.9E-04	N974	06/18/07 to 12/31/07	⁶⁰ Co	-1.2E-05 ± 7.9E-05	U
	04/10/07	04/23/07	gross β	8.5E-03 ± 1.4E-03			¹³⁴ Cs	5.0E-05 ± 7.2E-05	U
	04/23/07	05/07/07	gross α	1.2E-03 ± 5.4E-04			¹³⁷ Cs	5.9E-05 ± 7.3E-05	U
	04/23/07	05/07/07	gross β	1.3E-02 ± 1.8E-03			¹⁵² Eu	-7.4E-05 ± 1.6E-04	U
	05/07/07	05/21/07	gross α	2.3E-03 ± 7.5E-04			¹⁵⁴ Eu	-1.9E-05 ± 1.9E-04	U
	05/07/07	05/21/07	gross β	1.5E-02 ± 2.0E-03			¹⁵⁵ Eu	1.1E-05 ± 1.1E-04	U
	05/21/07	06/04/07	gross α	1.5E-03 ± 6.4E-04			²³⁸ Pu	4.5E-06 ± 6.6E-06	U
	05/21/07	06/04/07	gross β	2.0E-02 ± 2.4E-03			^{239/240} Pu	2.2E-06 ± 2.7E-06	U
	06/04/07	06/18/07	gross α	1.2E-03 ± 5.5E-04			¹⁰⁶ Ru	5.5E-05 ± 5.5E-04	
	06/04/07	06/18/07	gross β	7.6E-03 ± 1.3E-03			¹²⁵ Sb	-1.8E-04 ± 1.9E-04	
	06/18/07	07/02/07	gross α	5.3E-04 ± 5.0E-04			⁹⁰ Sr	6.4E-05 ± 1.3E-04	U
	06/18/07	07/02/07	gross β	9.7E-03 ± 1.5E-03			²³⁴ U	1.5E-05 ± 8.8E-06	U
	07/02/07	07/16/07	gross α	9.4E-04 ± 6.3E-04			²³⁵ U	1.5E-06 ± 3.1E-06	
	07/02/07	07/16/07	gross β	1.6E-02 ± 2.0E-03			²³⁸ U	7.7E-06 ± 5.5E-06	
	07/16/07	07/30/07	gross α	9.0E-04 ± 6.0E-04					
	07/16/07	07/30/07	gross β	1.3E-02 ± 1.7E-03					
	07/30/07	08/13/07	gross α	1.0E-03 ± 6.3E-04					
	07/30/07	08/13/07	gross β	1.0E-02 ± 1.5E-03					
	08/13/07	08/28/07	gross α	7.8E-04 ± 5.7E-04					
	08/13/07	08/28/07	gross β	5.5E-03 ± 1.1E-03					
	08/28/07	09/11/07	gross α	1.0E-03 ± 6.8E-04					
	08/28/07	09/11/07	gross β	1.4E-02 ± 2.0E-03					
	09/11/07	09/24/07	gross α	8.9E-04 ± 6.6E-04					
	09/11/07	09/24/07	gross β	1.3E-02 ± 1.9E-03					
	09/24/07	10/08/07	gross α	1.3E-03 ± 5.8E-04					
	09/24/07	10/08/07	gross β	8.5E-03 ± 1.4E-03					
	10/08/07	10/22/07	gross α	1.7E-03 ± 6.8E-04					
	10/08/07	10/22/07	gross β	1.6E-02 ± 2.0E-03					
	10/22/07	11/06/07	gross α	2.1E-03 ± 7.2E-04					
	10/22/07	11/06/07	gross β	2.6E-02 ± 2.8E-03					
	11/06/07	11/19/07	gross α	1.6E-03 ± 7.1E-04					
	11/06/07	11/19/07	gross β	2.7E-02 ± 3.1E-03					
	11/19/07	12/03/07	gross α	8.8E-04 ± 5.9E-04					
	11/19/07	12/03/07	gross β	9.5E-03 ± 1.5E-03					
	12/03/07	12/17/07	gross α	2.6E-03 ± 8.4E-04					
	12/03/07	12/17/07	gross β	3.2E-02 ± 3.4E-03					
	12/17/07	12/31/07	gross α	1.7E-04 ± 3.6E-04					
	12/17/07	12/31/07	gross β	6.6E-03 ± 1.2E-03					

RQ = Result Qualifier. U = The analyte was analyzed for but not detected.

Table 2-4. Near-Facility Air Sampling Results, 2007 (pCi/m³ ± total analytical uncertainty).
(85 sheets total)

Location	Sample On	Sample Off	Isotope	Result ± Uncertainty	Location	Composite Period	Isotope	Result ± Uncertainty	RQ*
N975 (200-W)	01/02/07	01/15/07	gross α	1.0E-03 ± 6.3E-04	N975	01/02/07 to 06/18/07	⁶⁰ Co	-2.0E-05 ± 9.8E-05	U
	01/02/07	01/15/07	gross β	3.0E-02 ± 3.1E-03			¹³⁴ Cs	-1.6E-05 ± 8.7E-05	U
	01/15/07	01/29/07	gross α	1.2E-03 ± 5.5E-04			¹³⁷ Cs	4.8E-05 ± 7.5E-05	U
	01/15/07	01/29/07	gross β	5.1E-02 ± 4.6E-03			¹⁵² Eu	-2.1E-04 ± 2.1E-04	U
	01/29/07	02/12/07	gross α	3.5E-03 ± 9.4E-04			¹⁵⁴ Eu	-5.4E-05 ± 2.6E-04	U
	01/29/07	02/12/07	gross β	4.4E-02 ± 4.1E-03			¹⁵⁵ Eu	-9.2E-05 ± 1.9E-04	U
	02/12/07	02/27/07	gross α	5.7E-04 ± 4.7E-04			²³⁸ Pu	8.6E-07 ± 8.6E-06	U
	02/12/07	02/27/07	gross β	7.7E-03 ± 1.2E-03			^{239/240} Pu	2.2E-05 ± 1.2E-05	
	02/27/07	03/12/07	gross α	5.4E-04 ± 5.1E-04			¹⁰⁶ Ru	-6.0E-05 ± 6.0E-04	U
	02/27/07	03/12/07	gross β	1.6E-02 ± 2.0E-03			¹²⁵ Sb	4.7E-05 ± 1.7E-04	U
	03/12/07	03/26/07	gross α	1.2E-03 ± 5.2E-04			⁹⁰ Sr	-3.6E-05 ± 3.8E-05	U
	03/12/07	03/26/07	gross β	9.2E-03 ± 1.4E-03			²³⁴ U	1.6E-05 ± 9.4E-06	
	03/26/07	04/10/07	gross α	1.8E-03 ± 6.5E-04			²³⁵ U	7.9E-07 ± 2.7E-06	U
	03/26/07	04/10/07	gross β	1.4E-02 ± 1.8E-03			²³⁸ U	1.3E-05 ± 8.3E-06	
	04/10/07	04/23/07	gross α	8.0E-04 ± 5.9E-04	N975	06/18/07 to 12/31/07	⁶⁰ Co	-2.7E-05 ± 7.5E-05	U
	04/10/07	04/23/07	gross β	6.0E-03 ± 1.1E-03			¹³⁴ Cs	2.6E-05 ± 6.4E-05	U
	04/23/07	05/07/07	gross α	8.6E-04 ± 5.8E-04			¹³⁷ Cs	-1.7E-05 ± 5.7E-05	U
	04/23/07	05/07/07	gross β	1.2E-02 ± 1.6E-03			¹⁵² Eu	-1.1E-04 ± 1.3E-04	U
	05/07/07	05/21/07	gross α	1.7E-03 ± 6.3E-04			¹⁵⁴ Eu	6.6E-05 ± 2.1E-04	U
	05/07/07	05/21/07	gross β	1.4E-02 ± 1.8E-03			¹⁵⁵ Eu	5.6E-05 ± 1.3E-04	U
	05/21/07	06/04/07	gross α	1.0E-03 ± 6.4E-04			²³⁸ Pu	4.1E-06 ± 4.6E-06	U
	05/21/07	06/04/07	gross β	1.4E-02 ± 1.9E-03			^{239/240} Pu	3.1E-05 ± 1.5E-05	
	06/04/07	06/18/07	gross α	8.3E-04 ± 6.2E-04			¹⁰⁶ Ru	8.7E-05 ± 5.0E-04	U
	06/04/07	06/18/07	gross β	7.9E-03 ± 1.4E-03			¹²⁵ Sb	-5.8E-05 ± 1.3E-04	U
	06/18/07	07/02/07	gross α	1.1E-03 ± 5.2E-04			⁹⁰ Sr	-3.1E-05 ± 3.2E-05	U
	06/18/07	07/02/07	gross β	9.7E-03 ± 1.5E-03			²³⁴ U	1.5E-05 ± 8.3E-06	
	07/02/07	07/16/07	gross α	7.7E-04 ± 5.6E-04			²³⁵ U	1.4E-06 ± 2.1E-06	U
	07/02/07	07/16/07	gross β	1.6E-02 ± 2.0E-03			²³⁸ U	1.3E-05 ± 7.6E-06	
	07/16/07	07/30/07	gross α	9.0E-04 ± 6.0E-04					
	07/16/07	07/30/07	gross β	1.2E-02 ± 1.7E-03					
	07/30/07	08/13/07	gross α	1.5E-03 ± 5.8E-04					
	07/30/07	08/13/07	gross β	1.1E-02 ± 1.5E-03					
	08/13/07	08/17/07	gross α	4.5E-03 ± 2.0E-03					
	08/13/07	08/17/07	gross β	2.7E-02 ± 4.5E-03					
	08/17/07	08/28/07	gross α	1.1E-03 ± 7.2E-04					
	08/17/07	08/28/07	gross β	9.6E-03 ± 1.6E-03					
	08/28/07	09/11/07	gross α	1.3E-03 ± 5.6E-04					
	08/28/07	09/11/07	gross β	1.7E-02 ± 2.1E-03					
	09/11/07	09/24/07	gross α	9.5E-04 ± 6.4E-04					
	09/11/07	09/24/07	gross β	1.4E-02 ± 1.9E-03					
	09/24/07	10/08/07	gross α	4.1E-04 ± 4.6E-04					
	09/24/07	10/08/07	gross β	8.8E-03 ± 1.4E-03					
	10/08/07	10/22/07	gross α	1.3E-03 ± 5.6E-04					
	10/08/07	10/22/07	gross β	1.4E-02 ± 1.8E-03					
	10/22/07	11/06/07	gross α	1.5E-03 ± 5.8E-04					
	10/22/07	11/06/07	gross β	2.3E-02 ± 2.5E-03					
	11/06/07	11/19/07	gross α	1.3E-03 ± 6.0E-04					
	11/06/07	11/19/07	gross β	2.2E-02 ± 2.7E-03					
	11/19/07	12/03/07	gross α	2.2E-03 ± 7.3E-04					
	11/19/07	12/03/07	gross β	2.9E-02 ± 3.0E-03					
	12/03/07	12/17/07	gross α	2.9E-03 ± 8.5E-04					
	12/03/07	12/17/07	gross β	2.4E-02 ± 2.7E-03					
	12/17/07	12/31/07	gross α	1.1E-03 ± 5.1E-04					
	12/17/07	12/31/07	gross β	6.3E-03 ± 1.1E-03					

RQ = Result Qualifier. U = The analyte was analyzed for but not detected.

Table 2-4. Near-Facility Air Sampling Results, 2007 (pCi/m³ ± total analytical uncertainty).
(85 sheets total)

Location	Sample On	Sample Off	Isotope	Result ± Uncertainty	Location	Composite Period	Isotope	Result ± Uncertainty	RQ*
N987	01/02/07	01/15/07	gross α	1.8E-03 ± 6.6E-04	N987	01/02/07 to 06/18/07	⁶⁰ Co	-3.0E-05 ± 9.4E-05	U
(200-W)	01/02/07	01/15/07	gross β	1.7E-02 ± 2.1E-03			¹³⁴ Cs	-5.7E-05 ± 1.1E-04	U
	01/15/07	01/29/07	gross α	2.4E-03 ± 7.7E-04			¹³⁷ Cs	4.6E-05 ± 8.5E-05	U
	01/15/07	01/29/07	gross β	3.8E-02 ± 3.7E-03			¹⁵² Eu	2.0E-04 ± 2.5E-04	U
	01/29/07	02/12/07	gross α	9.9E-04 ± 6.6E-04			¹⁵⁴ Eu	1.4E-04 ± 2.4E-04	U
	01/29/07	02/12/07	gross β	3.9E-02 ± 3.9E-03			¹⁵⁵ Eu	1.6E-06 ± 1.6E-05	U
	02/12/07	02/27/07	gross α	8.9E-04 ± 5.5E-04			²³⁸ Pu	5.5E-06 ± 1.3E-05	U
	02/12/07	02/27/07	gross β	9.4E-03 ± 1.4E-03			^{239/240} Pu	5.5E-06 ± 5.5E-06	U
	02/27/07	03/12/07	gross α	6.6E-04 ± 5.4E-04			¹⁰⁶ Ru	-5.8E-05 ± 5.8E-04	U
	02/27/07	03/12/07	gross β	1.2E-02 ± 1.7E-03			¹²⁵ Sb	-1.4E-05 ± 1.4E-04	U
	03/12/07	03/26/07	gross α	1.1E-03 ± 5.0E-04			⁹⁰ Sr	-4.4E-05 ± 4.5E-05	U
	03/12/07	03/26/07	gross β	8.3E-03 ± 1.3E-03			²³⁴ U	6.9E-06 ± 6.5E-06	U
	03/26/07	04/10/07	gross α	1.5E-03 ± 5.8E-04			²³⁵ U	8.9E-07 ± 9.2E-07	U
	03/26/07	04/10/07	gross β	1.2E-02 ± 1.7E-03			²³⁸ U	7.8E-06 ± 5.9E-06	
	04/10/07	04/23/07	gross α	3.2E-04 ± 4.5E-04					
	04/10/07	04/23/07	gross β	6.9E-03 ± 1.2E-03	N987	06/18/07 to 12/31/07	⁶⁰ Co	-4.3E-05 ± 1.1E-04	U
	04/23/07	05/07/07	gross α	5.3E-04 ± 5.0E-04			¹³⁴ Cs	-9.8E-06 ± 9.8E-05	U
	04/23/07	05/07/07	gross β	1.0E-02 ± 1.5E-03			¹³⁷ Cs	1.6E-04 ± 1.4E-04	U
	05/07/07	05/21/07	gross α	2.1E-03 ± 8.1E-04			¹⁵² Eu	-9.8E-05 ± 2.5E-04	U
	05/07/07	05/21/07	gross β	1.7E-02 ± 2.3E-03			¹⁵⁴ Eu	-1.2E-05 ± 1.2E-04	U
	05/21/07	06/04/07	gross α	1.6E-03 ± 6.2E-04			¹⁵⁵ Eu	8.9E-05 ± 1.7E-04	U
	05/21/07	06/04/07	gross β	1.7E-02 ± 2.1E-03			²³⁸ Pu	1.7E-05 ± 1.4E-05	U
	06/04/07	06/18/07	gross α	1.5E-03 ± 6.2E-04			^{239/240} Pu	4.3E-06 ± 5.6E-06	U
	06/04/07	06/18/07	gross β	6.9E-03 ± 1.2E-03			¹⁰⁶ Ru	6.9E-05 ± 6.9E-04	U
	06/18/07	07/02/07	gross α	1.0E-03 ± 6.4E-04			¹²⁵ Sb	4.9E-05 ± 2.2E-04	U
	06/18/07	07/02/07	gross β	1.1E-02 ± 1.6E-03			⁹⁰ Sr	4.7E-05 ± 1.2E-04	U
	07/02/07	07/16/07	gross α	1.1E-03 ± 6.6E-04			²³⁴ U	2.2E-05 ± 1.2E-05	
	07/02/07	07/16/07	gross β	1.6E-02 ± 2.0E-03			²³⁵ U	4.1E-06 ± 3.9E-06	
	07/16/07	07/30/07	gross α	1.1E-03 ± 5.2E-04					
	07/16/07	07/30/07	gross β	1.2E-02 ± 1.6E-03					
	07/30/07	08/13/07	gross α	6.7E-04 ± 5.5E-04					
	07/30/07	08/13/07	gross β	1.0E-02 ± 1.5E-03					
	08/13/07	08/28/07	gross α	1.3E-03 ± 5.4E-04					
	08/13/07	08/28/07	gross β	1.2E-02 ± 1.6E-03					
	08/28/07	09/11/07	gross α	7.7E-04 ± 5.6E-04					
	08/28/07	09/11/07	gross β	1.4E-02 ± 1.8E-03					
	09/11/07	09/24/07	gross α	1.9E-03 ± 7.3E-04					
	09/11/07	09/24/07	gross β	1.2E-02 ± 1.8E-03					
	09/24/07	10/08/07	gross α	6.4E-04 ± 5.3E-04					
	09/24/07	10/08/07	gross β	1.3E-02 ± 1.7E-03					
	10/08/07	10/22/07	gross α	7.9E-04 ± 5.8E-04					
	10/08/07	10/22/07	gross β	1.3E-02 ± 1.8E-03					
	10/22/07	11/06/07	gross α	1.7E-03 ± 6.2E-04					
	10/22/07	11/06/07	gross β	2.4E-02 ± 2.6E-03					
	11/06/07	11/19/07	gross α	1.4E-03 ± 6.4E-04					
	11/06/07	11/19/07	gross β	2.1E-02 ± 2.5E-03					
	11/19/07	12/03/07	gross α	2.0E-03 ± 7.1E-04					
	11/19/07	12/03/07	gross β	3.0E-02 ± 3.2E-03					
	12/03/07	12/17/07	gross α	3.0E-03 ± 8.6E-04					
	12/03/07	12/17/07	gross β	3.2E-02 ± 3.3E-03					
	12/17/07	12/31/07	gross α	8.4E-04 ± 5.6E-04					
	12/17/07	12/31/07	gross β	8.0E-03 ± 1.3E-03					

RQ = Result Qualifier. U = The analyte was analyzed for but not detected.

Table 2-4. Near-Facility Air Sampling Results, 2007 (pCi/m³ ± total analytical uncertainty).
(85 sheets total)

Location	Sample On	Sample Off	Isotope	Result ± Uncertainty	Location	Composite Period	Isotope	Result ± Uncertainty	RQ*
N994	01/02/07	01/15/07	gross α	9.2E-04 ± 6.2E-04	N994	01/02/07 to 06/18/07	⁶⁰ Co	-1.4E-05 ± 8.0E-05	U
(200-W)	01/02/07	01/15/07	gross β	1.5E-02 ± 1.9E-03			¹³⁴ Cs	-6.2E-05 ± 8.0E-05	U
	01/15/07	01/29/07	gross α	1.9E-03 ± 6.9E-04			¹³⁷ Cs	4.3E-05 ± 6.4E-05	U
	01/15/07	01/29/07	gross β	4.0E-02 ± 3.9E-03			¹⁵² Eu	3.5E-05 ± 1.5E-04	U
	01/29/07	02/12/07	gross α	1.6E-03 ± 6.4E-04			¹⁵⁴ Eu	-1.2E-04 ± 2.2E-04	U
	01/29/07	02/12/07	gross β	4.0E-02 ± 3.8E-03			¹⁵⁵ Eu	-1.6E-05 ± 1.5E-04	U
	02/12/07	02/27/07	gross α	5.6E-04 ± 4.6E-04			²³⁸ Pu	6.7E-06 ± 1.3E-05	U
	02/12/07	02/27/07	gross β	6.9E-03 ± 1.2E-03			^{239/240} Pu	5.0E-06 ± 5.6E-06	U
	02/27/07	03/12/07	gross α	1.0E-03 ± 6.2E-04			¹⁰⁶ Ru	-2.8E-04 ± 6.5E-04	U
	02/27/07	03/12/07	gross β	1.4E-02 ± 1.9E-03			¹²⁵ Sb	-1.8E-06 ± 1.9E-05	U
	03/12/07	03/26/07	gross α	4.9E-04 ± 4.6E-04			⁹⁰ Sr	5.2E-05 ± 1.7E-04	U
	03/12/07	03/26/07	gross β	5.8E-03 ± 1.1E-03			²³⁴ U	8.2E-06 ± 6.0E-06	
	03/26/07	04/10/07	gross α	1.3E-03 ± 5.5E-04			²³⁵ U	2.7E-06 ± 3.2E-06	
	03/26/07	04/10/07	gross β	9.1E-03 ± 1.4E-03			²³⁸ U	6.5E-06 ± 5.2E-06	
	04/10/07	04/23/07	gross α	9.3E-04 ± 6.2E-04					
	04/10/07	04/23/07	gross β	6.7E-03 ± 1.2E-03	N994	06/18/07 to 12/31/07	²³⁸ U	1.3E-05 ± 8.1E-06	
	04/23/07	05/07/07	gross α	5.2E-04 ± 4.9E-04			⁶⁰ Co	2.0E-05 ± 6.9E-05	U
	04/23/07	05/07/07	gross β	9.9E-03 ± 1.5E-03			¹³⁴ Cs	-1.4E-05 ± 6.3E-05	U
	05/07/07	05/21/07	gross α	1.5E-03 ± 5.9E-04			¹³⁷ Cs	3.5E-06 ± 3.6E-05	U
	05/07/07	05/21/07	gross β	1.3E-02 ± 1.7E-03			¹⁵² Eu	-8.9E-05 ± 1.5E-04	U
	05/21/07	06/04/07	gross α	1.4E-03 ± 5.8E-04			¹⁵⁴ Eu	3.0E-05 ± 1.9E-04	U
	05/21/07	06/04/07	gross β	1.7E-02 ± 2.1E-03			¹⁵⁵ Eu	-7.0E-08 ± 7.0E-07	U
	06/04/07	06/18/07	gross α	8.4E-04 ± 5.6E-04			²³⁸ Pu	-9.6E-06 ± 1.6E-05	U
	06/04/07	06/18/07	gross β	6.5E-03 ± 1.2E-03			^{239/240} Pu	7.8E-06 ± 5.9E-06	
	06/18/07	07/02/07	gross α	8.8E-04 ± 5.9E-04			¹⁰⁶ Ru	1.6E-04 ± 5.2E-04	U
	06/18/07	07/02/07	gross β	6.5E-03 ± 1.2E-03			¹²⁵ Sb	1.6E-05 ± 1.4E-04	U
	07/02/07	07/16/07	gross α	7.7E-04 ± 5.6E-04			⁹⁰ Sr	-9.8E-05 ± 1.0E-04	U
	07/02/07	07/16/07	gross β	1.4E-02 ± 1.8E-03			²³⁴ U	1.6E-05 ± 9.0E-06	
	07/16/07	07/30/07	gross α	7.4E-04 ± 5.4E-04			²³⁵ U	3.2E-06 ± 3.5E-06	
	07/16/07	07/30/07	gross β	1.2E-02 ± 1.6E-03			²³⁸ U	6.7E-06 ± 5.9E-06	U
	07/30/07	08/13/07	gross α	7.5E-04 ± 5.5E-04					
	07/30/07	08/13/07	gross β	8.6E-03 ± 1.3E-03					
	08/13/07	08/28/07	gross α	1.4E-03 ± 1.2E-03					
	08/13/07	08/28/07	gross β	1.1E-02 ± 2.2E-03					
	08/28/07	09/11/07	gross α	7.7E-04 ± 5.6E-04					
	08/28/07	09/11/07	gross β	1.5E-02 ± 2.0E-03					
	09/11/07	09/24/07	gross α	1.1E-03 ± 6.7E-04					
	09/11/07	09/24/07	gross β	1.1E-02 ± 1.7E-03					
	09/24/07	10/08/07	gross α	6.4E-04 ± 5.3E-04					
	09/24/07	10/08/07	gross β	8.0E-03 ± 1.3E-03					
	10/08/07	10/22/07	gross α	1.6E-03 ± 6.4E-04					
	10/08/07	10/22/07	gross β	1.4E-02 ± 1.8E-03					
	10/22/07	11/06/07	gross α	1.9E-03 ± 6.5E-04					
	10/22/07	11/06/07	gross β	2.3E-02 ± 2.5E-03					
	11/06/07	11/19/07	gross α	1.7E-03 ± 7.0E-04					
	11/06/07	11/19/07	gross β	1.8E-02 ± 2.3E-03					
	11/19/07	12/03/07	gross α	1.8E-03 ± 6.5E-04					
	11/19/07	12/03/07	gross β	2.1E-02 ± 2.4E-03					
	12/03/07	12/17/07	gross α	1.3E-03 ± 5.6E-04					
	12/03/07	12/17/07	gross β	2.6E-02 ± 2.8E-03					
	12/17/07	12/31/07	gross α	6.2E-04 ± 5.1E-04					
	12/17/07	12/31/07	gross β	5.5E-03 ± 1.0E-03					

RQ = Result Qualifier. U = The analyte was analyzed for but not detected.

Table 2-4. Near-Facility Air Sampling Results, 2007 (pCi/m³ ± total analytical uncertainty).
(85 sheets total)

Location	Sample On	Sample Off	Isotope	Result ± Uncertainty	Location	Composite Period	Isotope	Result ± Uncertainty	RQ*
N563 (200-N)	02/07/07	02/12/07	gross α	3.0E-03 ± 1.4E-03	N563	02/07/07 to 06/18/07	⁶⁰ Co	9.2E-05 ± 1.4E-04	U
	02/07/07	02/12/07	gross β	1.4E-02 ± 2.9E-03			¹³⁴ Cs	-4.8E-05 ± 1.5E-04	U
	02/12/07	02/27/07	gross α	1.1E-03 ± 4.9E-04			¹³⁷ Cs	1.5E-04 ± 1.6E-04	U
	02/12/07	02/27/07	gross β	5.1E-03 ± 1.0E-03			¹⁵² Eu	1.6E-04 ± 3.4E-04	U
	02/27/07	03/12/07	gross α	4.2E-04 ± 4.7E-04			¹⁵⁴ Eu	-1.3E-04 ± 4.0E-04	U
	02/27/07	03/12/07	gross β	1.4E-02 ± 2.0E-03			¹⁵⁵ Eu	6.6E-05 ± 2.5E-04	U
	03/12/07	03/26/07	gross α	9.3E-04 ± 5.8E-04			²³⁸ Pu	-1.9E-06 ± 4.7E-06	U
	03/12/07	03/26/07	gross β	1.2E-02 ± 1.7E-03			^{239/240} Pu	9.5E-07 ± 1.9E-06	U
	03/26/07	04/10/07	gross α	8.1E-04 ± 5.4E-04			¹⁰⁶ Ru	6.2E-04 ± 1.3E-03	U
	03/26/07	04/10/07	gross β	1.4E-02 ± 1.9E-03			¹²⁵ Sb	9.9E-05 ± 3.3E-04	U
	04/10/07	04/23/07	gross α	7.1E-04 ± 6.7E-04			⁹⁰ Sr	-2.7E-04 ± 2.8E-04	U
	04/10/07	04/23/07	gross β	9.9E-03 ± 1.8E-03			²³⁴ U	1.8E-05 ± 1.1E-05	
	04/23/07	05/07/07	gross α	6.1E-04 ± 5.1E-04			²³⁵ U	4.0E-06 ± 4.3E-06	
	04/23/07	05/07/07	gross β	8.8E-03 ± 1.4E-03			²³⁸ U	1.4E-05 ± 8.8E-06	
	05/07/07	05/21/07	gross α	1.3E-03 ± 5.6E-04	N563	06/18/07 to 09/19/07	⁶⁰ Co	1.3E-04 ± 1.6E-04	U
	05/07/07	05/21/07	gross β	1.5E-02 ± 2.1E-03			¹³⁴ Cs	3.5E-05 ± 1.2E-04	U
	05/21/07	06/04/07	gross α	1.4E-03 ± 5.9E-04			¹³⁷ Cs	-2.1E-05 ± 1.1E-04	U
	05/21/07	06/04/07	gross β	1.6E-02 ± 2.2E-03			¹⁵² Eu	1.0E-04 ± 2.6E-04	U
	06/04/07	06/18/07	gross α	5.2E-04 ± 4.9E-04			¹⁵⁴ Eu	-8.4E-05 ± 3.9E-04	U
	06/04/07	06/18/07	gross β	5.9E-03 ± 1.1E-03			¹⁵⁵ Eu	-1.9E-04 ± 2.7E-04	U
	06/18/07	07/02/07	gross α	1.9E-03 ± 6.8E-04			²³⁸ Pu	7.7E-06 ± 6.8E-06	
	06/18/07	07/02/07	gross β	9.3E-03 ± 1.5E-03			^{239/240} Pu	3.9E-06 ± 4.6E-06	
	07/02/07	07/16/07	gross α	1.4E-03 ± 6.2E-04			¹⁰⁶ Ru	1.6E-03 ± 1.2E-03	U
	07/02/07	07/16/07	gross β	1.2E-02 ± 1.9E-03			¹²⁵ Sb	-2.4E-04 ± 2.7E-04	U
	07/16/07	07/30/07	gross α	4.0E-04 ± 4.5E-04			⁹⁰ Sr	-3.0E-04 ± 3.0E-04	U
	07/16/07	07/30/07	gross β	9.4E-03 ± 1.5E-03			²³⁴ U	1.8E-05 ± 1.2E-05	
	07/30/07	08/13/07	gross α	1.9E-03 ± 6.8E-04			²³⁵ U	8.3E-06 ± 7.9E-06	
	07/30/07	08/13/07	gross β	1.3E-02 ± 1.9E-03			²³⁸ U	1.4E-05 ± 1.2E-05	U
	08/13/07	08/28/07	gross α	1.7E-03 ± 6.2E-04					
	08/13/07	08/28/07	gross β	1.3E-02 ± 1.9E-03					
	08/28/07	09/11/07	gross α	5.0E-04 ± 4.7E-04					
	08/28/07	09/11/07	gross β	1.3E-02 ± 1.9E-03					
	09/11/07	09/19/07	gross α	2.3E-03 ± 9.7E-04					
	09/11/07	09/19/07	gross β	1.2E-02 ± 2.2E-03					

RQ = Result Qualifier. U = The analyte was analyzed for but not detected.

Table 2-4. Near-Facility Air Sampling Results, 2007 (pCi/m³ ± total analytical uncertainty).
(85 sheets total)

Location	Sample On	Sample Off	Isotope	Result ± Uncertainty	Location	Composite Period	Isotope	Result ± Uncertainty	RQ*
N564	02/07/07	02/12/07	gross α	1.4E-03 ± 1.3E-03	N564	02/07/07 to 06/18/07	⁶⁰ Co	-1.7E-05 ± 1.2E-04	U
(200-N)	02/07/07	02/12/07	gross β	2.0E-02 ± 3.5E-03			¹³⁴ Cs	-1.2E-04 ± 1.2E-04	U
	02/12/07	02/27/07	gross α	7.9E-04 ± 5.3E-04			¹³⁷ Cs	2.8E-05 ± 8.7E-05	U
	02/12/07	02/27/07	gross β	4.7E-03 ± 9.4E-04			¹⁵² Eu	2.1E-04 ± 2.1E-04	U
	02/27/07	03/12/07	gross α	7.8E-04 ± 5.8E-04			¹⁵⁴ Eu	-4.9E-05 ± 2.6E-04	U
	02/27/07	03/12/07	gross β	1.4E-02 ± 2.0E-03			¹⁵⁵ Eu	-5.8E-05 ± 2.2E-04	U
	03/12/07	03/26/07	gross α	3.8E-04 ± 4.3E-04			²³⁸ Pu	1.5E-06 ± 3.0E-06	U
	03/12/07	03/26/07	gross β	6.0E-03 ± 1.1E-03			^{239/240} Pu	1.5E-06 ± 3.0E-06	U
	03/26/07	04/10/07	gross α	5.6E-04 ± 4.6E-04			¹⁰⁶ Ru	1.1E-04 ± 7.7E-04	U
	03/26/07	04/10/07	gross β	9.3E-03 ± 1.4E-03			¹²⁵ Sb	1.1E-04 ± 2.1E-04	U
	04/10/07	04/23/07	gross α	4.0E-04 ± 4.6E-04			⁹⁰ Sr	-4.1E-04 ± 4.2E-04	U
	04/10/07	04/23/07	gross β	6.8E-03 ± 1.3E-03			²³⁴ U	9.7E-06 ± 8.0E-06	
	04/23/07	05/07/07	gross α	6.0E-04 ± 4.9E-04			²³⁵ U	6.4E-06 ± 5.7E-06	
	04/23/07	05/07/07	gross β	9.4E-03 ± 1.5E-03			²³⁸ U	1.7E-05 ± 1.0E-05	
	05/07/07	05/21/07	gross α	5.0E-04 ± 4.7E-04					
	05/07/07	05/21/07	gross β	1.3E-02 ± 1.8E-03	N564	06/18/07 to 09/19/07	⁶⁰ Co	2.5E-04 ± 1.2E-04	
	05/21/07	06/04/07	gross α	1.0E-03 ± 4.9E-04			¹³⁴ Cs	4.4E-05 ± 1.3E-04	U
	05/21/07	06/04/07	gross β	1.3E-02 ± 1.9E-03			¹³⁷ Cs	3.1E-05 ± 1.1E-04	U
	06/04/07	06/18/07	gross α	6.2E-04 ± 5.1E-04			¹⁵² Eu	3.9E-05 ± 2.5E-04	U
	06/04/07	06/18/07	gross β	5.5E-03 ± 1.1E-03			¹⁵⁴ Eu	4.1E-05 ± 3.3E-04	U
	06/18/07	07/02/07	gross α	9.5E-04 ± 5.9E-04			¹⁵⁵ Eu	1.6E-04 ± 2.9E-04	U
	06/18/07	07/02/07	gross β	8.2E-03 ± 1.4E-03			²³⁸ Pu	-2.4E-06 ± 5.8E-06	U
	07/02/07	07/16/07	gross α	1.2E-03 ± 5.4E-04			^{239/240} Pu	3.5E-06 ± 4.2E-06	
	07/02/07	07/16/07	gross β	1.4E-02 ± 2.0E-03			¹⁰⁶ Ru	5.2E-04 ± 1.0E-03	U
	07/16/07	07/30/07	gross α	5.2E-04 ± 5.8E-04			¹²⁵ Sb	2.2E-04 ± 3.0E-04	U
	07/16/07	07/30/07	gross β	1.1E-02 ± 1.8E-03			⁹⁰ Sr	-2.8E-04 ± 2.9E-04	U
	07/30/07	08/13/07	gross α	4.9E-04 ± 4.6E-04			²³⁴ U	1.6E-05 ± 1.2E-05	
	07/30/07	08/13/07	gross β	8.3E-03 ± 1.4E-03			²³⁵ U	6.9E-06 ± 7.3E-06	
	08/13/07	08/28/07	gross α	2.0E-03 ± 6.6E-04			²³⁸ U	9.5E-06 ± 8.5E-06	
	08/13/07	08/28/07	gross β	1.4E-02 ± 2.0E-03					
	08/28/07	09/11/07	gross α	3.9E-04 ± 4.4E-04					
	08/28/07	09/11/07	gross β	1.1E-02 ± 1.7E-03					
	09/11/07	09/19/07	gross α	3.7E-03 ± 1.2E-03					
	09/11/07	09/19/07	gross β	1.9E-02 ± 2.9E-03					

RQ = Result Qualifier. U = The analyte was analyzed for but not detected.

Table 2-4. Near-Facility Air Sampling Results, 2007 (pCi/m³ ± total analytical uncertainty).
(85 sheets total)

Location	Sample On	Sample Off	Isotope	Result ± Uncertainty	Location	Composite Period	Isotope	Result ± Uncertainty	RQ*
N527	08/01/07	08/15/07	gross α	5.2E-04 ± 4.9E-04	N527	08/01/07 to 01/02/08	⁶⁰ Co	8.0E-05 ± 9.2E-05	U
(300 Area)	08/01/07	08/15/07	gross β	1.2E-02 ± 1.6E-03			¹³⁴ Cs	-4.4E-05 ± 7.7E-05	U
	08/15/07	08/29/07	gross α	1.3E-03 ± 5.4E-04			¹³⁷ Cs	5.0E-05 ± 5.6E-05	U
	08/15/07	08/29/07	gross β	1.3E-02 ± 1.7E-03			¹⁵² Eu	-8.7E-06 ± 8.7E-05	U
	08/29/07	09/12/07	gross α	1.2E-03 ± 5.4E-04			¹⁵⁴ Eu	-1.1E-04 ± 2.3E-04	U
	08/29/07	09/12/07	gross β	1.5E-02 ± 1.9E-03			¹⁵⁵ Eu	1.9E-04 ± 1.8E-04	U
	09/12/07	09/25/07	gross α	1.9E-03 ± 6.8E-04			²³⁸ Pu	5.3E-06 ± 5.9E-06	U
	09/12/07	09/25/07	gross β	1.6E-02 ± 2.0E-03			^{239/240} Pu	8.8E-07 ± 3.1E-06	U
	09/25/07	10/10/07	gross α	6.6E-04 ± 4.9E-04			¹⁰⁶ Ru	8.0E-05 ± 5.5E-04	U
	09/25/07	10/10/07	gross β	1.1E-02 ± 1.5E-03			¹²⁵ Sb	-1.6E-04 ± 1.7E-04	U
	10/10/07	10/23/07	gross α	1.4E-03 ± 5.8E-04			²³⁴ U	1.6E-05 ± 9.7E-06	
	10/10/07	10/23/07	gross β	1.4E-02 ± 1.9E-03			²³⁵ U	3.7E-06 ± 3.9E-06	
	10/23/07	11/07/07	gross α	9.6E-04 ± 6.0E-04			²³⁸ U	1.3E-05 ± 8.7E-06	
	10/23/07	11/07/07	gross β	3.1E-02 ± 3.1E-03					
	11/07/07	11/20/07	gross α	1.7E-03 ± 6.4E-04					
	11/07/07	11/20/07	gross β	2.1E-02 ± 2.4E-03					
	11/20/07	12/04/07	gross α	8.4E-04 ± 5.6E-04					
	11/20/07	12/04/07	gross β	1.8E-02 ± 2.2E-03					
	12/04/07	12/18/07	gross α	1.3E-03 ± 5.6E-04					
	12/04/07	12/18/07	gross β	2.7E-02 ± 2.8E-03					
	12/18/07	01/02/08	gross α	5.0E-05 ± 2.7E-04					
	12/18/07	01/02/08	gross β	5.4E-03 ± 9.8E-04					

RQ = Result Qualifier. U = The analyte was analyzed for but not detected.

Table 2-4. Near-Facility Air Sampling Results, 2007 (pCi/m³ ± total analytical uncertainty).
(85 sheets total)

Location	Sample On	Sample Off	Isotope	Result ± Uncertainty	Location	Composite Period	Isotope	Result ± Uncertainty	RQ*
N537 (300 Area)	01/04/07	01/16/07	gross α	1.9E-03 ± 6.7E-04	N537	01/04/07 to 06/19/07	⁶⁰ Co	-3.0E-05 ± 1.7E-04	U
	01/04/07	01/16/07	gross β	2.6E-02 ± 3.0E-03			¹³⁴ Cs	5.9E-06 ± 5.9E-05	U
	01/16/07	01/30/07	gross α	2.6E-03 ± 8.5E-04			¹³⁷ Cs	-5.4E-05 ± 1.6E-04	U
	01/16/07	01/30/07	gross β	4.7E-02 ± 5.0E-03			¹⁵² Eu	-1.8E-04 ± 3.7E-04	U
	01/30/07	02/13/07	gross α	2.3E-03 ± 7.0E-04			¹⁵⁴ Eu	1.9E-04 ± 4.7E-04	U
	01/30/07	02/13/07	gross β	4.5E-02 ± 4.7E-03			¹⁵⁵ Eu	9.7E-06 ± 9.7E-05	U
	02/13/07	02/28/07	gross α	5.6E-04 ± 4.6E-04			²³⁸ Pu	3.2E-06 ± 3.3E-06	U
	02/13/07	02/28/07	gross β	7.3E-03 ± 1.2E-03			^{239/240} Pu	1.6E-06 ± 2.3E-06	U
	02/28/07	03/13/07	gross α	1.0E-03 ± 6.5E-04			¹⁰⁶ Ru	5.6E-04 ± 1.3E-03	U
	02/28/07	03/13/07	gross β	1.3E-02 ± 1.9E-03			¹²⁵ Sb	1.7E-04 ± 3.3E-04	U
	03/13/07	03/28/07	gross α	7.7E-04 ± 5.2E-04			²³⁴ U	1.2E-05 ± 8.3E-06	U
	03/13/07	03/28/07	gross β	8.6E-03 ± 1.4E-03			²³⁵ U	1.0E-06 ± 1.0E-06	U
	03/28/07	04/11/07	gross α	1.6E-03 ± 6.1E-04			²³⁸ U	2.0E-06 ± 3.0E-06	U
	03/28/07	04/11/07	gross β	1.0E-02 ± 1.6E-03					
	04/11/07	04/24/07	gross α	5.6E-04 ± 5.2E-04	N537	06/19/07 to 01/02/08	⁶⁰ Co	-5.2E-05 ± 8.9E-05	U
	04/11/07	04/24/07	gross β	6.1E-03 ± 1.2E-03			¹³⁴ Cs	-1.9E-05 ± 9.3E-05	U
	06/05/07	06/19/07	gross α	5.0E-05 ± 2.9E-04			¹³⁷ Cs	3.7E-05 ± 8.9E-05	U
	06/05/07	06/19/07	gross β	6.6E-03 ± 1.2E-03			¹⁵² Eu	-2.2E-04 ± 2.3E-04	U
	06/19/07	07/03/07	gross α	9.8E-04 ± 6.1E-04			¹⁵⁴ Eu	4.0E-05 ± 2.2E-04	U
	06/19/07	07/03/07	gross β	1.0E-02 ± 1.6E-03			¹⁵⁵ Eu	5.7E-05 ± 1.7E-04	U
	07/03/07	07/18/07	gross α	9.1E-04 ± 5.6E-04			²³⁸ Pu	5.4E-07 ± 5.6E-07	U
	07/03/07	07/18/07	gross β	1.6E-02 ± 2.2E-03			^{239/240} Pu	2.7E-06 ± 3.4E-06	U
	07/18/07	08/01/07	gross α	7.4E-04 ± 5.4E-04			¹⁰⁶ Ru	2.3E-04 ± 8.0E-04	U
	07/18/07	08/01/07	gross β	1.2E-02 ± 1.7E-03			¹²⁵ Sb	1.6E-04 ± 2.2E-04	U
	08/01/07	08/15/07	gross α	1.1E-03 ± 5.1E-04			²³⁴ U	1.1E-05 ± 7.6E-06	U
	08/01/07	08/15/07	gross β	1.4E-02 ± 1.9E-03			²³⁵ U	2.4E-06 ± 2.9E-06	U
	08/15/07	08/29/07	gross α	6.2E-04 ± 5.1E-04			²³⁸ U	1.7E-05 ± 9.5E-06	U
	08/15/07	08/29/07	gross β	1.2E-02 ± 1.8E-03					
	08/29/07	09/12/07	gross α	9.5E-04 ± 5.9E-04					
	08/29/07	09/12/07	gross β	1.6E-02 ± 2.1E-03					
	09/12/07	09/25/07	gross α	1.0E-03 ± 6.4E-04					
	09/12/07	09/25/07	gross β	1.2E-02 ± 1.8E-03					
	09/25/07	10/10/07	gross α	9.7E-04 ± 4.6E-04					
	09/25/07	10/10/07	gross β	1.0E-02 ± 1.6E-03					
	10/10/07	10/23/07	gross α	1.2E-03 ± 5.5E-04					
	10/10/07	10/23/07	gross β	1.4E-02 ± 2.0E-03					
	10/23/07	11/07/07	gross α	1.4E-03 ± 5.8E-04					
	10/23/07	11/07/07	gross β	2.8E-02 ± 3.2E-03					
	11/07/07	11/20/07	gross α	7.8E-04 ± 5.8E-04					
	11/07/07	11/20/07	gross β	2.1E-02 ± 2.7E-03					
	11/20/07	12/04/07	gross α	1.9E-03 ± 6.6E-04					
	11/20/07	12/04/07	gross β	1.9E-02 ± 2.4E-03					
	12/04/07	12/18/07	gross α	1.4E-03 ± 5.8E-04					
	12/04/07	12/18/07	gross β	3.2E-02 ± 3.6E-03					
	12/18/07	01/02/08	gross α	1.2E-03 ± 5.1E-04					
	12/18/07	01/02/08	gross β	6.0E-03 ± 1.1E-03					

RQ = Result Qualifier. U = The analyte was analyzed for but not detected.

Table 2-4. Near-Facility Air Sampling Results, 2007 (pCi/m³ ± total analytical uncertainty).
(85 sheets total)

Location	Sample On	Sample Off	Isotope	Result ± Uncertainty	Location	Composite Period	Isotope	Result ± Uncertainty	RQ*
N538 (300 Area)	01/03/07	01/16/07	gross α	1.8E-03 ± 7.3E-04	N538	01/03/07 to 06/19/07	⁶⁰ Co	2.6E-05 ± 1.0E-04	U
	01/03/07	01/16/07	gross β	3.3E-02 ± 3.9E-03			¹³⁴ Cs	-3.4E-05 ± 1.0E-04	U
	01/16/07	01/30/07	gross α	2.0E-03 ± 6.9E-04			¹³⁷ Cs	-1.7E-05 ± 8.4E-05	U
	01/16/07	01/30/07	gross β	3.8E-02 ± 4.2E-03			¹⁵² Eu	-1.2E-04 ± 2.2E-04	U
	01/30/07	02/13/07	gross α	2.4E-03 ± 7.6E-04			¹⁵⁴ Eu	-1.2E-04 ± 3.0E-04	U
	01/30/07	02/13/07	gross β	4.8E-02 ± 5.0E-03			¹⁵⁵ Eu	-7.2E-05 ± 2.1E-04	U
	02/13/07	02/28/07	gross α	1.5E-04 ± 3.3E-04			²³⁸ Pu	-3.4E-06 ± 4.1E-06	U
	02/13/07	02/28/07	gross β	6.6E-03 ± 1.2E-03			^{239/240} Pu	4.5E-06 ± 4.8E-06	
	02/28/07	03/13/07	gross α	9.3E-04 ± 6.2E-04			¹⁰⁶ Ru	1.9E-04 ± 9.0E-04	U
	02/28/07	03/13/07	gross β	1.4E-02 ± 2.0E-03			¹²⁵ Sb	-1.3E-04 ± 2.0E-04	U
	03/13/07	03/28/07	gross α	1.3E-03 ± 5.3E-04			²³⁴ U	1.6E-05 ± 9.8E-06	
	03/13/07	03/28/07	gross β	1.1E-02 ± 1.6E-03			²³⁵ U	1.1E-06 ± 2.2E-06	U
	03/28/07	04/11/07	gross α	1.7E-03 ± 6.2E-04			²³⁸ U	1.2E-05 ± 8.7E-06	
	03/28/07	04/11/07	gross β	1.3E-02 ± 1.8E-03					
	04/11/07	04/24/07	gross α	1.0E-03 ± 6.4E-04	N538	06/19/07 to 01/02/08	⁶⁰ Co	2.9E-05 ± 6.9E-05	U
	04/11/07	04/24/07	gross β	6.7E-03 ± 1.2E-03			¹³⁴ Cs	6.8E-05 ± 7.8E-05	U
	06/05/07	06/19/07	gross α	6.0E-04 ± 5.0E-04			¹³⁷ Cs	6.7E-06 ± 5.2E-05	U
	06/05/07	06/19/07	gross β	7.5E-03 ± 1.3E-03			¹⁵² Eu	7.5E-05 ± 1.2E-04	U
	06/19/07	07/03/07	gross α	1.2E-03 ± 5.4E-04			¹⁵⁴ Eu	2.7E-04 ± 2.1E-04	U
	06/19/07	07/03/07	gross β	9.5E-03 ± 1.5E-03			¹⁵⁵ Eu	2.9E-05 ± 1.4E-04	U
	07/03/07	07/18/07	gross α	1.1E-03 ± 5.0E-04			²³⁸ Pu	5.4E-07 ± 5.7E-07	U
	07/03/07	07/18/07	gross β	1.5E-02 ± 2.0E-03			^{239/240} Pu	5.4E-07 ± 5.7E-07	U
	07/18/07	08/01/07	gross α	9.7E-04 ± 6.0E-04			¹⁰⁶ Ru	-2.7E-05 ± 2.7E-04	U
	07/18/07	08/01/07	gross β	9.5E-03 ± 1.5E-03			¹²⁵ Sb	-9.7E-05 ± 1.3E-04	U
	08/01/07	08/15/07	gross α	1.2E-03 ± 5.4E-04			²³⁴ U	2.6E-05 ± 1.3E-05	
	08/01/07	08/15/07	gross β	1.1E-02 ± 1.6E-03			²³⁵ U	5.3E-06 ± 4.5E-06	
	08/15/07	08/29/07	gross α	7.2E-04 ± 5.3E-04			²³⁸ U	1.5E-05 ± 8.8E-06	
	08/15/07	08/29/07	gross β	1.3E-02 ± 1.9E-03					
	08/29/07	09/12/07	gross α	9.8E-04 ± 6.1E-04					
	08/29/07	09/12/07	gross β	1.6E-02 ± 2.1E-03					
	09/12/07	09/25/07	gross α	1.4E-03 ± 6.1E-04					
	09/12/07	09/25/07	gross β	1.1E-02 ± 1.7E-03					
	09/25/07	10/10/07	gross α	5.8E-04 ± 4.7E-04					
	09/25/07	10/10/07	gross β	1.2E-02 ± 1.7E-03					
	10/10/07	10/23/07	gross α	1.0E-03 ± 6.5E-04					
	10/10/07	10/23/07	gross β	1.5E-02 ± 2.1E-03					
	10/23/07	11/07/07	gross α	2.2E-03 ± 7.3E-04					
	10/23/07	11/07/07	gross β	3.0E-02 ± 3.4E-03					
	11/07/07	11/20/07	gross α	1.0E-03 ± 6.3E-04					
	11/07/07	11/20/07	gross β	1.8E-02 ± 2.4E-03					
	11/20/07	12/04/07	gross α	2.4E-03 ± 7.6E-04					
	11/20/07	12/04/07	gross β	3.1E-02 ± 3.5E-03					
	12/04/07	12/18/07	gross α	2.3E-03 ± 7.4E-04					
	12/04/07	12/18/07	gross β	2.7E-02 ± 3.2E-03					
	12/18/07	01/02/08	gross α	3.7E-04 ± 4.2E-04					
	12/18/07	01/02/08	gross β	6.3E-03 ± 1.1E-03					

RQ = Result Qualifier. U = The analyte was analyzed for but not detected.

Table 2-4. Near-Facility Air Sampling Results, 2007 (pCi/m³ ± total analytical uncertainty).
(85 sheets total)

Location	Sample On	Sample Off	Isotope	Result ± Uncertainty	Location	Composite Period	Isotope	Result ± Uncertainty	RQ*
N539 (300 Area)	01/03/07	01/16/07	gross α	8.0E-04 ± 5.9E-04	N539	01/03/07 to 06/19/07	⁶⁰ Co	-6.9E-05 ± 1.3E-04	U
	01/03/07	01/16/07	gross β	2.0E-02 ± 2.6E-03			¹³⁴ Cs	-3.3E-05 ± 1.2E-04	U
	01/16/07	01/30/07	gross α	2.0E-03 ± 7.0E-04			¹³⁷ Cs	-6.6E-05 ± 1.0E-04	U
	01/16/07	01/30/07	gross β	4.5E-02 ± 4.8E-03			¹⁵² Eu	1.9E-05 ± 1.9E-04	U
	01/30/07	02/13/07	gross α	3.4E-03 ± 9.6E-04			¹⁵⁴ Eu	3.1E-04 ± 3.4E-04	U
	01/30/07	02/13/07	gross β	5.0E-02 ± 5.3E-03			¹⁵⁵ Eu	-1.2E-04 ± 2.3E-04	U
	02/13/07	02/28/07	gross α	1.0E-03 ± 4.8E-04			²³⁸ Pu	5.2E-06 ± 1.9E-05	U
	02/13/07	02/28/07	gross β	8.5E-03 ± 1.4E-03			^{239/240} Pu	1.3E-06 ± 1.3E-06	U
	02/28/07	03/13/07	gross α	1.3E-03 ± 5.8E-04			¹⁰⁶ Ru	4.3E-04 ± 9.4E-04	U
	02/28/07	03/13/07	gross β	1.5E-02 ± 2.1E-03			¹²⁵ Sb	6.4E-05 ± 2.2E-04	U
	03/13/07	03/28/07	gross α	5.9E-04 ± 4.9E-04			²³⁴ U	1.4E-05 ± 8.6E-06	
	03/13/07	03/28/07	gross β	8.1E-03 ± 1.4E-03			²³⁵ U	9.7E-07 ± 9.9E-07	U
	03/28/07	04/11/07	gross α	8.7E-04 ± 5.9E-04			²³⁸ U	1.1E-05 ± 7.4E-06	
	03/28/07	04/11/07	gross β	1.3E-02 ± 1.9E-03	N539	06/19/07 to 01/02/08	⁶⁰ Co	3.8E-05 ± 8.7E-05	U
	04/11/07	04/24/07	gross α	5.7E-04 ± 5.4E-04			¹³⁴ Cs	-1.8E-05 ± 7.1E-05	U
	04/11/07	04/24/07	gross β	7.8E-03 ± 1.4E-03			¹³⁷ Cs	6.4E-05 ± 6.5E-05	U
	06/05/07	06/19/07	gross α	4.1E-04 ± 4.6E-04			¹⁵² Eu	-1.2E-06 ± 1.2E-05	U
	06/05/07	06/19/07	gross β	7.2E-03 ± 1.3E-03			¹⁵⁴ Eu	4.6E-05 ± 2.2E-04	U
	06/19/07	07/03/07	gross α	7.7E-04 ± 5.6E-04			¹⁵⁵ Eu	-2.2E-05 ± 1.6E-04	U
	06/19/07	07/03/07	gross β	1.0E-02 ± 1.6E-03			²³⁸ Pu	1.7E-06 ± 3.1E-06	U
	07/03/07	07/18/07	gross α	1.0E-03 ± 4.9E-04			^{239/240} Pu	5.6E-07 ± 1.1E-06	U
	07/03/07	07/18/07	gross β	1.4E-02 ± 1.9E-03			¹⁰⁶ Ru	-3.1E-04 ± 5.9E-04	U
	07/18/07	08/01/07	gross α	4.1E-04 ± 4.6E-04			¹²⁵ Sb	2.0E-05 ± 1.5E-04	U
	07/18/07	08/01/07	gross β	1.0E-02 ± 1.6E-03			²³⁴ U	1.4E-05 ± 8.6E-06	
	08/01/07	08/15/07	gross α	1.8E-03 ± 6.7E-04			²³⁵ U	3.3E-06 ± 3.5E-06	
	08/01/07	08/15/07	gross β	1.5E-02 ± 2.0E-03			²³⁸ U	8.3E-06 ± 6.6E-06	
	08/15/07	08/29/07	gross α	1.1E-03 ± 5.2E-04					
	08/15/07	08/29/07	gross β	1.2E-02 ± 1.8E-03					
	08/29/07	09/12/07	gross α	7.9E-04 ± 5.8E-04					
	08/29/07	09/12/07	gross β	1.2E-02 ± 1.8E-03					
	09/12/07	09/25/07	gross α	1.2E-03 ± 5.7E-04					
	09/12/07	09/25/07	gross β	1.2E-02 ± 1.8E-03					
	09/25/07	10/10/07	gross α	1.2E-03 ± 5.3E-04					
	09/25/07	10/10/07	gross β	1.2E-02 ± 1.7E-03					
	10/10/07	10/23/07	gross α	1.5E-03 ± 6.5E-04					
	10/10/07	10/23/07	gross β	1.6E-02 ± 2.2E-03					
	10/23/07	11/07/07	gross α	1.0E-03 ± 6.5E-04					
	10/23/07	11/07/07	gross β	2.8E-02 ± 3.3E-03					
	11/07/07	11/20/07	gross α	1.2E-03 ± 5.5E-04					
	11/07/07	11/20/07	gross β	2.1E-02 ± 2.7E-03					
	11/20/07	12/04/07	gross α	1.5E-03 ± 6.0E-04					
	11/20/07	12/04/07	gross β	3.1E-02 ± 3.5E-03					
	12/04/07	12/18/07	gross α	1.4E-03 ± 6.0E-04					
	12/04/07	12/18/07	gross β	3.1E-02 ± 3.5E-03					
	12/18/07	01/02/08	gross α	9.1E-04 ± 5.7E-04					
	12/18/07	01/02/08	gross β	7.4E-03 ± 1.2E-03					

RQ = Result Qualifier. U = The analyte was analyzed for but not detected.

Table 2-4. Near-Facility Air Sampling Results, 2007 (pCi/m³ ± total analytical uncertainty).
(85 sheets total)

Location	Sample On	Sample Off	Isotope	Result ± Uncertainty	Location	Composite Period	Isotope	Result ± Uncertainty	RQ*
N540 (300 Area)	01/03/07	01/16/07	gross α	2.0E-03 ± 7.0E-04	N540	01/03/07 to 06/19/07	⁶⁰ Co	-5.9E-05 ± 1.1E-04	U
	01/03/07	01/16/07	gross β	2.4E-02 ± 2.9E-03			¹³⁴ Cs	1.9E-06 ± 1.9E-05	U
	01/16/07	01/30/07	gross α	1.5E-03 ± 9.5E-04			¹³⁷ Cs	-1.7E-06 ± 1.7E-05	U
	01/16/07	01/30/07	gross β	3.8E-02 ± 4.6E-03			¹⁵² Eu	2.4E-05 ± 1.9E-04	U
	01/30/07	02/13/07	gross α	4.0E-03 ± 1.1E-03			¹⁵⁴ Eu	-8.9E-06 ± 8.9E-05	U
	01/30/07	02/13/07	gross β	5.0E-02 ± 5.3E-03			¹⁵⁵ Eu	2.3E-04 ± 2.1E-04	U
	02/13/07	02/28/07	gross α	7.6E-04 ± 5.1E-04			²³⁸ Pu	1.3E-06 ± 1.3E-06	U
	02/13/07	02/28/07	gross β	7.5E-03 ± 1.3E-03			^{239/240} Pu	1.3E-06 ± 1.3E-06	U
	02/28/07	03/13/07	gross α	9.1E-04 ± 6.1E-04			¹⁰⁶ Ru	-5.3E-05 ± 5.3E-04	U
	02/28/07	03/13/07	gross β	1.4E-02 ± 2.0E-03			¹²⁵ Sb	2.0E-04 ± 2.0E-04	U
	03/13/07	03/28/07	gross α	6.7E-04 ± 4.9E-04			²³⁴ U	1.3E-05 ± 8.7E-06	
	03/13/07	03/28/07	gross β	1.1E-02 ± 1.6E-03			²³⁵ U	-1.2E-06 ± 5.2E-06	U
	03/28/07	04/11/07	gross α	8.3E-04 ± 5.6E-04			²³⁸ U	5.4E-06 ± 5.2E-06	
	03/28/07	04/11/07	gross β	1.4E-02 ± 1.9E-03	N540	06/19/07 to 01/02/08	⁶⁰ Co	-1.5E-05 ± 7.7E-05	U
	04/11/07	04/24/07	gross α	1.8E-04 ± 3.8E-04			¹³⁴ Cs	-2.1E-05 ± 7.6E-05	U
	04/11/07	04/24/07	gross β	7.9E-03 ± 1.4E-03			¹³⁷ Cs	-2.2E-05 ± 5.1E-05	U
	06/05/07	06/19/07	gross α	5.1E-04 ± 4.8E-04			¹⁵² Eu	9.2E-06 ± 9.2E-05	U
	06/05/07	06/19/07	gross β	6.2E-03 ± 1.2E-03			¹⁵⁴ Eu	6.3E-06 ± 6.3E-05	U
	06/19/07	07/03/07	gross α	7.1E-04 ± 5.2E-04			¹⁵⁵ Eu	-6.1E-05 ± 1.2E-04	U
	06/19/07	07/03/07	gross β	1.0E-02 ± 1.6E-03			²³⁸ Pu	1.4E-06 ± 2.8E-06	U
	07/03/07	07/18/07	gross α	1.2E-03 ± 5.1E-04			^{239/240} Pu	6.9E-07 ± 2.4E-06	U
	07/03/07	07/18/07	gross β	1.4E-02 ± 2.0E-03			¹⁰⁶ Ru	-2.2E-04 ± 4.9E-04	U
	07/18/07	08/01/07	gross α	9.7E-04 ± 6.0E-04			¹²⁵ Sb	-1.0E-04 ± 1.3E-04	U
	07/18/07	08/01/07	gross β	1.3E-02 ± 1.8E-03			²³⁴ U	2.3E-05 ± 1.2E-05	
	08/01/07	08/15/07	gross α	1.2E-03 ± 5.3E-04			²³⁵ U	8.2E-06 ± 6.0E-06	
	08/01/07	08/15/07	gross β	1.4E-02 ± 1.9E-03			²³⁸ U	1.5E-05 ± 8.9E-06	
	08/15/07	08/29/07	gross α	9.7E-04 ± 6.0E-04					
	08/15/07	08/29/07	gross β	1.2E-02 ± 1.7E-03					
	08/29/07	09/12/07	gross α	6.1E-04 ± 5.1E-04					
	08/29/07	09/12/07	gross β	1.8E-02 ± 2.3E-03					
	09/12/07	09/25/07	gross α	1.0E-03 ± 6.5E-04					
	09/12/07	09/25/07	gross β	1.4E-02 ± 2.0E-03					
	09/25/07	10/10/07	gross α	7.9E-04 ± 5.3E-04					
	09/25/07	10/10/07	gross β	9.1E-03 ± 1.4E-03					
	10/10/07	10/23/07	gross α	7.7E-04 ± 5.7E-04					
	10/10/07	10/23/07	gross β	9.8E-03 ± 1.6E-03					
	10/23/07	11/07/07	gross α	2.2E-03 ± 7.3E-04					
	10/23/07	11/07/07	gross β	3.9E-02 ± 4.2E-03					
	11/07/07	11/20/07	gross α	9.3E-04 ± 6.2E-04					
	11/07/07	11/20/07	gross β	2.4E-02 ± 2.9E-03					
	11/20/07	12/04/07	gross α	1.7E-03 ± 6.4E-04					
	11/20/07	12/04/07	gross β	3.0E-02 ± 3.4E-03					
	12/04/07	12/18/07	gross α	2.5E-03 ± 8.0E-04					
	12/04/07	12/18/07	gross β	3.3E-02 ± 3.8E-03					
	12/18/07	01/02/08	gross α	1.1E-03 ± 4.8E-04					
	12/18/07	01/02/08	gross β	7.6E-03 ± 1.3E-03					

RQ = Result Qualifier. U = The analyte was analyzed for but not detected.

Table 2-4. Near-Facility Air Sampling Results, 2007 (pCi/m³ ± total analytical uncertainty).
(85 sheets total)

Location	Sample On	Sample Off	Isotope	Result ± Uncertainty	Location	Composite Period	Isotope	Result ± Uncertainty	RQ*
N130 (300 Area)	01/03/07	01/16/07	gross α	1.1E-03 ± 5.4E-04	N130	01/03/07 to 06/19/07	⁶⁰ Co	2.1E-05 ± 6.5E-05	U
	01/03/07	01/16/07	gross β	2.5E-02 ± 2.8E-03			¹³⁴ Cs	2.1E-05 ± 6.8E-05	U
	01/16/07	01/30/07	gross α	2.3E-03 ± 7.3E-04			¹³⁷ Cs	-1.5E-05 ± 5.7E-05	U
	01/16/07	01/30/07	gross β	3.3E-02 ± 3.3E-03			¹⁵² Eu	1.5E-04 ± 1.5E-04	U
	01/30/07	02/13/07	gross α	2.5E-03 ± 7.5E-04			¹⁵⁴ Eu	-5.3E-05 ± 1.9E-04	U
	01/30/07	02/13/07	gross β	3.7E-02 ± 3.5E-03			¹⁵⁵ Eu	-9.5E-05 ± 1.7E-04	U
	02/13/07	02/28/07	gross α	1.3E-03 ± 5.2E-04			²³⁸ Pu	-8.3E-06 ± 1.6E-05	U
	02/13/07	02/28/07	gross β	7.9E-03 ± 1.2E-03			^{239/240} Pu	3.7E-06 ± 5.4E-06	U
	02/28/07	03/13/07	gross α	1.0E-03 ± 6.2E-04			¹⁰⁶ Ru	-1.1E-04 ± 5.4E-04	U
	02/28/07	03/13/07	gross β	1.5E-02 ± 1.9E-03			¹²⁵ Sb	-2.4E-05 ± 1.3E-04	U
	03/13/07	03/28/07	gross α	1.0E-03 ± 4.7E-04			⁹⁰ Sr	-1.4E-04 ± 1.4E-04	U
	03/13/07	03/28/07	gross β	1.2E-02 ± 1.6E-03			²³⁴ U	8.1E-06 ± 5.8E-06	
	03/28/07	04/11/07	gross α	1.2E-03 ± 5.2E-04			²³⁵ U	2.4E-06 ± 2.9E-06	
	03/28/07	04/11/07	gross β	1.4E-02 ± 1.8E-03			²³⁸ U	6.7E-06 ± 5.9E-06	U
	04/11/07	04/24/07	gross α	7.6E-04 ± 5.6E-04	N130	06/19/07 to 01/02/08	⁶⁰ Co	1.1E-05 ± 7.0E-05	U
	04/11/07	04/24/07	gross β	7.6E-03 ± 1.3E-03			¹³⁴ Cs	2.3E-05 ± 5.6E-05	U
	04/24/07	05/08/07	gross α	1.5E-03 ± 5.9E-04			¹³⁷ Cs	-2.4E-05 ± 5.2E-05	U
	04/24/07	05/08/07	gross β	9.3E-03 ± 1.4E-03			¹⁵² Eu	9.5E-05 ± 1.3E-04	U
	05/08/07	05/22/07	gross α	1.3E-03 ± 5.5E-04			¹⁵⁴ Eu	-1.0E-05 ± 1.0E-04	U
	05/08/07	05/22/07	gross β	1.5E-02 ± 1.9E-03			¹⁵⁵ Eu	2.0E-05 ± 1.2E-04	U
	05/22/07	06/05/07	gross α	5.2E-04 ± 4.8E-04			²³⁸ Pu	2.2E-06 ± 3.3E-06	U
	05/22/07	06/05/07	gross β	1.6E-02 ± 2.0E-03			^{239/240} Pu	2.2E-06 ± 2.6E-06	
	06/05/07	06/19/07	gross α	8.2E-04 ± 5.5E-04			¹⁰⁶ Ru	-4.0E-05 ± 4.0E-04	U
	06/05/07	06/19/07	gross β	8.9E-03 ± 1.4E-03			¹²⁵ Sb	-2.1E-05 ± 1.2E-04	U
	06/19/07	07/03/07	gross α	1.1E-03 ± 5.1E-04			⁹⁰ Sr	4.1E-05 ± 1.4E-04	U
	06/19/07	07/03/07	gross β	9.1E-03 ± 1.4E-03			²³⁴ U	1.3E-05 ± 8.2E-06	
	07/03/07	07/18/07	gross α	5.6E-04 ± 4.7E-04			²³⁵ U	7.0E-07 ± 1.4E-06	U
	07/03/07	07/18/07	gross β	5.9E-03 ± 1.1E-03			²³⁸ U	1.1E-05 ± 6.8E-06	
	07/18/07	08/01/07	gross α	6.1E-04 ± 5.0E-04					
	07/18/07	08/01/07	gross β	1.3E-02 ± 1.7E-03					
	08/01/07	08/15/07	gross α	1.4E-03 ± 5.7E-04					
	08/01/07	08/15/07	gross β	1.1E-02 ± 1.6E-03					
	08/15/07	08/29/07	gross α	1.1E-03 ± 5.0E-04					
	08/15/07	08/29/07	gross β	1.2E-02 ± 1.6E-03					
	08/29/07	09/12/07	gross α	1.1E-03 ± 5.0E-04					
	08/29/07	09/12/07	gross β	1.5E-02 ± 1.9E-03					
	09/12/07	09/25/07	gross α	9.3E-04 ± 6.2E-04					
	09/12/07	09/25/07	gross β	1.1E-02 ± 1.6E-03					
	09/25/07	10/10/07	gross α	5.6E-04 ± 4.7E-04					
	09/25/07	10/10/07	gross β	1.2E-02 ± 1.6E-03					
	10/10/07	10/23/07	gross α	1.5E-03 ± 6.2E-04					
	10/10/07	10/23/07	gross β	1.3E-02 ± 1.8E-03					
	10/23/07	11/07/07	gross α	2.4E-03 ± 7.3E-04					
	10/23/07	11/07/07	gross β	2.6E-02 ± 2.7E-03					
	11/07/07	11/20/07	gross α	1.3E-03 ± 5.6E-04					
	11/07/07	11/20/07	gross β	2.1E-02 ± 2.4E-03					
	11/20/07	12/04/07	gross α	1.7E-03 ± 6.2E-04					
	11/20/07	12/04/07	gross β	2.5E-02 ± 2.7E-03					
	12/04/07	12/18/07	gross α	1.4E-03 ± 5.8E-04					
	12/04/07	12/18/07	gross β	2.6E-02 ± 2.8E-03					
	12/18/07	01/02/08	gross α	1.5E-04 ± 3.2E-04					
	12/18/07	01/02/08	gross β	5.9E-03 ± 1.0E-03					

RQ = Result Qualifier. U = The analyte was analyzed for but not detected.

Table 2-4. Near-Facility Air Sampling Results, 2007 (pCi/m³ ± total analytical uncertainty).
(85 sheets total)

Location	Sample On	Sample Off	Isotope	Result ± Uncertainty	Location	Composite Period	Isotope	Result ± Uncertainty	RQ*
N557 (300 Area)	01/03/07	01/16/07	gross α	1.6E-03 ± 6.4E-04	N557	01/03/07 to 03/28/07	⁶⁰ Co	-2.0E-04 ± 2.0E-04	U
	01/03/07	01/16/07	gross β	3.6E-02 ± 4.1E-03			¹³⁴ Cs	-4.0E-05 ± 1.4E-04	U
	01/16/07	01/30/07	gross α	3.3E-03 ± 9.0E-04			¹³⁷ Cs	9.6E-05 ± 1.4E-04	U
	01/16/07	01/30/07	gross β	4.7E-02 ± 4.9E-03			¹⁵² Eu	-5.2E-05 ± 3.1E-04	U
	01/30/07	02/13/07	gross α	1.3E-03 ± 5.6E-04			¹⁵⁴ Eu	4.5E-04 ± 4.7E-04	U
	01/30/07	02/13/07	gross β	4.7E-02 ± 5.0E-03			¹⁵⁵ Eu	-9.2E-05 ± 3.7E-04	U
	02/13/07	02/28/07	gross α	2.6E-04 ± 3.7E-04			²³⁸ Pu	1.5E-06 ± 1.5E-05	U
	02/13/07	02/28/07	gross β	7.3E-03 ± 1.3E-03			^{239/240} Pu	1.5E-06 ± 1.5E-05	U
	02/28/07	03/13/07	gross α	9.3E-04 ± 6.2E-04			¹⁰⁶ Ru	9.4E-04 ± 1.2E-03	U
	02/28/07	03/13/07	gross β	1.5E-02 ± 2.1E-03			¹²⁵ Sb	1.1E-04 ± 3.1E-04	U
	03/13/07	03/28/07	gross α	8.8E-04 ± 5.5E-04			⁹⁰ Sr	-2.0E-04 ± 2.1E-04	U
	03/13/07	03/28/07	gross β	9.4E-03 ± 1.5E-03			²³⁴ U	1.8E-05 ± 1.2E-05	
	03/28/07	04/11/07	gross α	1.1E-03 ± 5.1E-04			²³⁵ U	7.6E-06 ± 7.3E-06	
	03/28/07	04/11/07	gross β	1.3E-02 ± 1.8E-03			²³⁸ U	1.8E-05 ± 1.2E-05	
	04/11/07	04/24/07	gross α	7.8E-04 ± 5.8E-04	N557	03/28/07 to 06/19/07	⁶⁰ Co	-6.4E-05 ± 2.4E-04	U
	04/11/07	04/24/07	gross β	7.6E-03 ± 1.4E-03			¹³⁴ Cs	-1.7E-04 ± 2.5E-04	U
	04/24/07	05/08/07	gross α	1.3E-03 ± 5.5E-04			¹³⁷ Cs	-1.7E-05 ± 1.7E-04	U
	04/24/07	05/08/07	gross β	1.1E-02 ± 1.6E-03			¹⁵² Eu	1.0E-04 ± 4.6E-04	U
	05/08/07	05/22/07	gross α	1.6E-03 ± 6.1E-04			¹⁵⁴ Eu	-4.4E-04 ± 6.4E-04	U
	05/08/07	05/22/07	gross β	1.6E-02 ± 2.2E-03			¹⁵⁵ Eu	-3.7E-04 ± 3.9E-04	U
	05/22/07	06/05/07	gross α	1.7E-03 ± 6.4E-04			²³⁸ Pu	1.3E-06 ± 1.4E-06	U
	05/22/07	06/05/07	gross β	1.7E-02 ± 2.3E-03			^{239/240} Pu	1.3E-06 ± 2.7E-06	U
	06/05/07	06/19/07	gross α	9.6E-04 ± 5.9E-04			¹⁰⁶ Ru	-1.5E-03 ± 2.0E-03	U
	06/05/07	06/19/07	gross β	6.4E-03 ± 1.2E-03			¹²⁵ Sb	-3.3E-04 ± 5.4E-04	U
	06/19/07	07/03/07	gross α	2.7E-04 ± 4.0E-04			⁹⁰ Sr	-5.4E-04 ± 5.5E-04	U
	06/19/07	07/03/07	gross β	1.0E-02 ± 1.6E-03			²³⁴ U	2.3E-05 ± 1.6E-05	
	07/03/07	07/18/07	gross α	7.8E-04 ± 5.2E-04			²³⁵ U	8.8E-06 ± 9.8E-06	U
	07/03/07	07/18/07	gross β	1.3E-02 ± 1.8E-03			²³⁸ U	1.5E-05 ± 1.1E-05	
	07/18/07	08/01/07	gross α	1.3E-03 ± 5.5E-04	N557	06/19/07 to 09/25/07	⁶⁰ Co	-1.4E-04 ± 1.7E-04	U
	07/18/07	08/01/07	gross β	1.2E-02 ± 1.8E-03			¹³⁴ Cs	3.0E-05 ± 1.4E-04	U
	08/01/07	08/15/07	gross α	8.6E-04 ± 5.8E-04			¹³⁷ Cs	1.8E-05 ± 1.3E-04	U
	08/01/07	08/15/07	gross β	1.0E-02 ± 1.6E-03			¹⁵² Eu	-1.7E-04 ± 3.1E-04	U
	08/15/07	08/29/07	gross α	8.3E-04 ± 5.6E-04			¹⁵⁴ Eu	4.3E-04 ± 4.6E-04	U
	08/15/07	08/29/07	gross β	1.3E-02 ± 1.9E-03			¹⁵⁵ Eu	1.9E-04 ± 3.0E-04	U
	08/29/07	09/12/07	gross α	7.2E-04 ± 5.4E-04			²³⁸ Pu	1.3E-06 ± 1.3E-06	U
	08/29/07	09/12/07	gross β	1.7E-02 ± 2.2E-03			^{239/240} Pu	4.0E-06 ± 4.8E-06	
	09/12/07	09/25/07	gross α	1.6E-03 ± 6.4E-04			¹⁰⁶ Ru	9.2E-05 ± 9.2E-04	U
	09/12/07	09/25/07	gross β	1.5E-02 ± 2.1E-03			¹²⁵ Sb	7.2E-06 ± 7.2E-05	U
	09/25/07	10/10/07	gross α	4.7E-04 ± 4.5E-04			⁹⁰ Sr	-3.4E-04 ± 3.5E-04	U
	09/25/07	10/10/07	gross β	1.0E-02 ± 1.5E-03			²³⁴ U	4.0E-05 ± 2.1E-05	
	10/10/07	10/23/07	gross α	5.5E-04 ± 5.2E-04	N557	09/25/07 to 01/02/08	²³⁵ U	1.4E-06 ± 4.8E-06	U
	10/10/07	10/23/07	gross β	1.3E-02 ± 1.9E-03			²³⁸ U	2.1E-05 ± 1.3E-05	
	10/23/07	11/07/07	gross α	1.2E-03 ± 5.3E-04			⁶⁰ Co	-1.6E-04 ± 2.0E-04	U
	10/23/07	11/07/07	gross β	3.1E-02 ± 3.5E-03			¹³⁴ Cs	-6.0E-05 ± 1.2E-04	U
	11/07/07	11/20/07	gross α	2.0E-03 ± 7.3E-04			¹³⁷ Cs	1.0E-04 ± 1.1E-04	U
	11/07/07	11/20/07	gross β	2.3E-02 ± 2.8E-03			¹⁵² Eu	2.3E-04 ± 2.7E-04	U
	11/20/07	12/04/07	gross α	6.3E-04 ± 5.2E-04			¹⁵⁴ Eu	-1.1E-05 ± 1.1E-04	U
	11/20/07	12/04/07	gross β	2.4E-02 ± 2.8E-03			¹⁵⁵ Eu	-3.9E-05 ± 2.5E-04	U
	12/04/07	12/18/07	gross α	9.1E-04 ± 6.1E-04			²³⁸ Pu	-4.1E-06 ± 1.3E-05	U
	12/04/07	12/18/07	gross β	2.8E-02 ± 3.3E-03			^{239/240} Pu	-2.0E-06 ± 4.1E-06	U
	12/18/07	01/02/08	gross α	2.5E-04 ± 3.7E-04			¹⁰⁶ Ru	4.7E-04 ± 1.1E-03	U
	12/18/07	01/02/08	gross β	1.0E-02 ± 1.5E-03			¹²⁵ Sb	4.8E-05 ± 2.4E-04	U
							⁹⁰ Sr	-2.2E-04 ± 2.3E-04	U
							²³⁴ U	1.9E-05 ± 1.3E-05	
							²³⁵ U	4.1E-06 ± 4.9E-06	
							²³⁸ U	3.7E-06 ± 5.7E-06	U

RQ = Result Qualifier. U = The analyte was analyzed for but not detected.

Table 2-4. Near-Facility Air Sampling Results, 2007 (pCi/m³ ± total analytical uncertainty).
(85 sheets total)

Location	Sample On	Sample Off	Isotope	Result ± Uncertainty	Location	Composite Period	Isotope	Result ± Uncertainty	RQ*
N981 (600 Area)	01/03/07	01/16/07	gross β	2.2E-02 ± 2.5E-03	N981	01/03/07 to 06/19/07	⁶⁰ Co	-3.0E-05 ± 9.5E-05	U
	01/16/07	01/30/07	gross α	1.8E-03 ± 6.4E-04			¹³⁴ Cs	-5.6E-05 ± 8.5E-05	U
	01/16/07	01/30/07	gross β	3.1E-02 ± 3.1E-03			¹³⁷ Cs	3.3E-05 ± 7.2E-05	U
	01/30/07	02/13/07	gross α	1.4E-03 ± 5.8E-04			¹⁵² Eu	-2.1E-05 ± 1.9E-04	U
	01/30/07	02/13/07	gross β	4.2E-02 ± 3.9E-03			¹⁵⁴ Eu	4.1E-05 ± 2.7E-04	U
	02/13/07	02/28/07	gross α	6.6E-04 ± 4.9E-04			¹⁵⁵ Eu	-1.9E-04 ± 1.9E-04	U
	02/13/07	02/28/07	gross β	6.1E-03 ± 1.1E-03			²³⁸ Pu	-6.1E-07 ± 3.3E-06	U
	02/28/07	03/13/07	gross α	1.6E-03 ± 6.4E-04			^{239/240} Pu	6.1E-07 ± 1.2E-06	U
	02/28/07	03/13/07	gross β	1.6E-02 ± 2.0E-03			¹⁰⁶ Ru	8.1E-04 ± 9.3E-04	U
	03/13/07	03/28/07	gross α	5.6E-04 ± 4.7E-04			¹²⁵ Sb	-6.2E-05 ± 2.0E-04	U
	03/13/07	03/28/07	gross β	6.7E-03 ± 1.1E-03			⁹⁰ Sr	-1.4E-04 ± 1.4E-04	U
	03/28/07	04/12/07	gross α	1.1E-03 ± 4.8E-04			²³⁴ U	7.9E-07 ± 1.6E-06	U
	03/28/07	04/12/07	gross β	1.3E-02 ± 1.7E-03			²³⁵ U	1.7E-06 ± 2.5E-06	U
	04/12/07	04/24/07	gross α	7.2E-04 ± 5.9E-04			²³⁸ U	4.7E-06 ± 4.3E-06	
	04/12/07	04/24/07	gross β	6.2E-03 ± 1.2E-03	N981	06/19/07 to 01/02/08	⁶⁰ Co	-2.0E-05 ± 8.5E-05	U
	04/24/07	05/08/07	gross α	5.2E-04 ± 4.8E-04			¹³⁴ Cs	-1.5E-05 ± 7.1E-05	U
	04/24/07	05/08/07	gross β	1.1E-02 ± 1.6E-03			¹³⁷ Cs	4.9E-05 ± 6.5E-05	U
	05/08/07	05/22/07	gross α	1.7E-03 ± 6.3E-04			¹⁵² Eu	-5.2E-06 ± 5.2E-05	U
	05/08/07	05/22/07	gross β	1.1E-02 ± 1.6E-03			¹⁵⁴ Eu	-9.8E-06 ± 9.8E-05	U
	05/22/07	06/05/07	gross α	1.2E-03 ± 5.3E-04			¹⁵⁵ Eu	1.6E-04 ± 1.6E-04	U
	05/22/07	06/05/07	gross β	1.8E-02 ± 2.1E-03			²³⁸ Pu	-1.4E-06 ± 3.9E-06	U
	06/05/07	06/19/07	gross α	7.9E-04 ± 5.8E-04			^{239/240} Pu	6.6E-07 ± 6.6E-06	U
	06/05/07	06/19/07	gross β	8.6E-03 ± 1.4E-03			¹⁰⁶ Ru	1.3E-04 ± 5.7E-04	U
	06/19/07	07/03/07	gross α	5.3E-04 ± 5.0E-04			¹²⁵ Sb	-4.1E-05 ± 1.4E-04	U
	06/19/07	07/03/07	gross β	1.0E-02 ± 1.5E-03			⁹⁰ Sr	1.7E-05 ± 1.2E-04	U
	07/03/07	07/18/07	gross α	9.7E-04 ± 6.0E-04			²³⁴ U	1.1E-05 ± 7.1E-06	
	07/03/07	07/18/07	gross β	1.2E-02 ± 1.6E-03			²³⁵ U	1.4E-06 ± 2.0E-06	U
	07/18/07	08/01/07	gross α	4.6E-04 ± 5.1E-04			²³⁸ U	6.3E-06 ± 4.7E-06	
	07/18/07	08/01/07	gross β	1.2E-02 ± 1.7E-03					
	08/01/07	08/15/07	gross α	1.4E-03 ± 5.9E-04					
	08/01/07	08/15/07	gross β	1.2E-02 ± 1.6E-03					
	08/15/07	08/29/07	gross α	7.8E-04 ± 5.7E-04					
	08/15/07	08/29/07	gross β	1.3E-02 ± 1.8E-03					
	08/29/07	09/12/07	gross α	6.3E-04 ± 5.2E-04					
	08/29/07	09/12/07	gross β	1.5E-02 ± 2.0E-03					
	09/12/07	09/25/07	gross α	2.1E-03 ± 7.2E-04					
	09/12/07	09/25/07	gross β	1.4E-02 ± 1.8E-03					
	09/25/07	10/10/07	gross α	6.6E-04 ± 4.9E-04					
	09/25/07	10/10/07	gross β	9.5E-03 ± 1.4E-03					
	10/10/07	10/23/07	gross α	8.0E-04 ± 5.9E-04					
	10/10/07	10/23/07	gross β	1.7E-02 ± 2.1E-03					
	10/23/07	11/07/07	gross α	1.2E-03 ± 5.2E-04					
	10/23/07	11/07/07	gross β	3.0E-02 ± 3.1E-03					
	11/07/07	11/20/07	gross α	1.9E-03 ± 6.8E-04					
	11/07/07	11/20/07	gross β	2.2E-02 ± 2.6E-03					
	11/20/07	12/04/07	gross α	1.5E-03 ± 5.8E-04					
	11/20/07	12/04/07	gross β	2.0E-02 ± 2.3E-03					
	12/04/07	12/18/07	gross α	2.0E-03 ± 6.9E-04					
	12/04/07	12/18/07	gross β	3.1E-02 ± 3.1E-03					
	12/18/07	01/02/08	gross α	5.7E-04 ± 4.7E-04					
	12/18/07	01/02/08	gross β	8.5E-03 ± 1.3E-03					

RQ = Result Qualifier. U = The analyte was analyzed for but not detected.

Table 2-4. Near-Facility Air Sampling Results, 2007 (pCi/m³ ± total analytical uncertainty).
(85 sheets total)

Location	Sample On	Sample Off	Isotope	Result ± Uncertainty	Location	Composite Period	Isotope	Result ± Uncertainty	RQ*
N482 (200-W)	01/04/07	01/17/07	gross α	1.4E-03 ± 6.0E-04	N482	01/04/07 to 06/19/07	⁶⁰ Co	9.3E-05 ± 1.1E-04	U
	01/04/07	01/17/07	gross β	2.3E-02 ± 2.6E-03			¹³⁴ Cs	3.0E-05 ± 8.1E-05	U
	01/17/07	01/30/07	gross α	2.0E-03 ± 7.0E-04			¹³⁷ Cs	2.6E-05 ± 7.6E-05	U
	01/17/07	01/30/07	gross β	3.8E-02 ± 3.7E-03			¹⁵² Eu	2.4E-05 ± 1.7E-04	U
	01/30/07	02/13/07	gross α	3.0E-03 ± 8.6E-04			¹⁵⁴ Eu	5.2E-05 ± 2.6E-04	U
	01/30/07	02/13/07	gross β	4.5E-02 ± 4.2E-03			¹⁵⁵ Eu	7.5E-07 ± 7.5E-06	U
	02/13/07	02/28/07	gross α	1.0E-03 ± 4.8E-04			²³⁸ Pu	1.6E-05 ± 1.5E-05	U
	02/13/07	02/28/07	gross β	7.5E-03 ± 1.2E-03			^{239/240} Pu	2.6E-06 ± 4.1E-06	U
	02/28/07	03/14/07	gross α	1.2E-03 ± 5.4E-04			¹⁰⁶ Ru	4.9E-04 ± 6.9E-04	U
	02/28/07	03/14/07	gross β	1.3E-02 ± 1.8E-03			¹²⁵ Sb	1.4E-05 ± 1.4E-04	U
	03/14/07	03/28/07	gross α	2.7E-04 ± 4.0E-04			⁹⁰ Sr	7.9E-05 ± 1.6E-04	U
	03/14/07	03/28/07	gross β	7.1E-03 ± 1.2E-03			²³⁴ U	1.9E-05 ± 1.1E-05	
	03/28/07	04/12/07	gross α	1.1E-03 ± 5.2E-04			²³⁵ U	5.2E-06 ± 4.7E-06	
	03/28/07	04/12/07	gross β	1.3E-02 ± 1.7E-03			²³⁸ U	1.5E-05 ± 8.8E-06	
	04/12/07	04/25/07	gross α	6.6E-04 ± 5.4E-04	N482	06/19/07 to 01/03/08	⁶⁰ Co	4.7E-05 ± 7.7E-05	U
	04/12/07	04/25/07	gross β	6.6E-03 ± 1.2E-03			¹³⁴ Cs	7.1E-05 ± 7.4E-05	U
	04/25/07	05/09/07	gross α	1.4E-03 ± 6.1E-04			¹³⁷ Cs	4.9E-05 ± 5.6E-05	U
	04/25/07	05/09/07	gross β	1.1E-02 ± 1.6E-03			¹⁵² Eu	2.2E-05 ± 1.4E-04	U
	05/09/07	05/22/07	gross α	1.4E-03 ± 6.2E-04			¹⁵⁴ Eu	-5.1E-05 ± 1.8E-04	U
	05/09/07	05/22/07	gross β	1.2E-02 ± 1.7E-03			¹⁵⁵ Eu	-1.3E-04 ± 1.5E-04	U
	05/22/07	06/06/07	gross α	1.1E-03 ± 5.1E-04			²³⁸ Pu	6.7E-06 ± 7.4E-06	U
	05/22/07	06/06/07	gross β	1.6E-02 ± 2.0E-03			^{239/240} Pu	1.8E-06 ± 3.3E-06	U
	06/06/07	06/19/07	gross α	6.2E-04 ± 5.1E-04			¹⁰⁶ Ru	2.8E-04 ± 5.2E-04	U
	06/06/07	06/19/07	gross β	5.0E-03 ± 1.0E-03			¹²⁵ Sb	1.3E-04 ± 1.3E-04	U
	06/19/07	07/03/07	gross α	2.9E-04 ± 4.2E-04			⁹⁰ Sr	6.7E-04 ± 2.7E-04	
	06/19/07	07/03/07	gross β	8.6E-03 ± 1.4E-03			²³⁴ U	1.3E-05 ± 8.8E-06	
	07/03/07	07/17/07	gross α	1.1E-03 ± 6.6E-04			²³⁵ U	3.7E-06 ± 3.9E-06	
	07/03/07	07/17/07	gross β	1.2E-02 ± 1.7E-03			²³⁸ U	2.0E-05 ± 1.2E-05	
	07/17/07	08/01/07	gross α	8.3E-04 ± 5.6E-04					
	07/17/07	08/01/07	gross β	1.2E-02 ± 1.7E-03					
	08/01/07	08/14/07	gross α	1.5E-03 ± 5.9E-04					
	08/01/07	08/14/07	gross β	8.0E-03 ± 1.3E-03					
	08/14/07	08/17/07	gross α	4.7E-03 ± 2.9E-03					
	08/14/07	08/17/07	gross β	2.0E-02 ± 4.3E-03					
	08/17/07	08/30/07	gross α	7.4E-04 ± 5.5E-04					
	08/17/07	08/30/07	gross β	1.2E-02 ± 1.7E-03					
	08/30/07	09/12/07	gross α	1.8E-03 ± 6.8E-04					
	08/30/07	09/12/07	gross β	1.5E-02 ± 2.0E-03					
	09/12/07	09/25/07	gross α	1.1E-03 ± 6.7E-04					
	09/12/07	09/25/07	gross β	2.5E-02 ± 2.8E-03					
	09/25/07	10/10/07	gross α	9.4E-04 ± 5.8E-04					
	09/25/07	10/10/07	gross β	9.1E-03 ± 1.4E-03					
	10/10/07	10/25/07	gross α	9.3E-04 ± 5.8E-04					
	10/10/07	10/25/07	gross β	8.9E-03 ± 1.4E-03					
	10/25/07	11/08/07	gross α	1.7E-03 ± 6.7E-04					
	10/25/07	11/08/07	gross β	2.8E-02 ± 3.1E-03					
	11/08/07	11/20/07	gross α	1.2E-03 ± 8.4E-04					
	11/08/07	11/20/07	gross β	1.6E-02 ± 2.3E-03					
	11/20/07	12/05/07	gross α	1.3E-03 ± 5.4E-04					
	11/20/07	12/05/07	gross β	1.8E-02 ± 2.2E-03					
	12/05/07	12/18/07	gross α	1.3E-03 ± 5.5E-04					
	12/05/07	12/18/07	gross β	2.2E-02 ± 2.5E-03					
	12/18/07	01/03/08	gross α	5.6E-04 ± 4.6E-04					
	12/18/07	01/03/08	gross β	4.0E-03 ± 8.5E-04					

RQ = Result Qualifier. U = The analyte was analyzed for but not detected.

Table 2-4. Near-Facility Air Sampling Results, 2007 (pCi/m³ ± total analytical uncertainty).
(85 sheets total)

Location	Sample On	Sample Off	Isotope	Result ± Uncertainty	Location	Composite Period	Isotope	Result ± Uncertainty	RQ*
N517 (200-W)	01/04/07	01/17/07	gross α	2.0E-03 ± 7.1E-04	N517	01/04/07 to 06/19/07	⁶⁰ Co	-3.2E-05 ± 9.4E-05	U
	01/04/07	01/17/07	gross β	2.3E-02 ± 2.6E-03			¹³⁴ Cs	2.9E-05 ± 9.8E-05	U
	01/17/07	01/30/07	gross α	1.7E-03 ± 6.5E-04			¹³⁷ Cs	2.5E-05 ± 7.7E-05	U
	01/17/07	01/30/07	gross β	3.4E-02 ± 3.4E-03			¹⁵² Eu	2.6E-05 ± 1.9E-04	U
	01/30/07	02/13/07	gross α	2.0E-03 ± 6.9E-04			¹⁵⁴ Eu	-2.2E-04 ± 3.1E-04	U
	01/30/07	02/13/07	gross β	3.5E-02 ± 3.4E-03			¹⁵⁵ Eu	5.4E-05 ± 1.7E-04	U
	02/13/07	02/28/07	gross α	1.3E-03 ± 5.5E-04			²³⁸ Pu	1.6E-06 ± 3.9E-06	U
	02/13/07	02/28/07	gross β	8.2E-03 ± 1.3E-03			^{239/240} Pu	7.8E-07 ± 2.7E-06	U
	02/28/07	03/14/07	gross α	8.8E-04 ± 5.9E-04			¹⁰⁶ Ru	-9.4E-05 ± 7.3E-04	U
	02/28/07	03/14/07	gross β	1.5E-02 ± 2.0E-03			¹²⁵ Sb	8.7E-05 ± 1.7E-04	U
	03/14/07	03/28/07	gross α	6.3E-04 ± 5.1E-04			⁹⁰ Sr	-2.5E-05 ± 2.6E-05	U
	03/14/07	03/28/07	gross β	6.0E-03 ± 1.1E-03			²³⁴ U	1.7E-05 ± 9.2E-06	
	03/28/07	04/12/07	gross α	8.2E-04 ± 5.6E-04			²³⁵ U	7.8E-07 ± 1.6E-06	U
	03/28/07	04/12/07	gross β	1.2E-02 ± 1.6E-03			²³⁸ U	1.4E-05 ± 8.1E-06	
	04/12/07	04/25/07	gross α	5.6E-04 ± 5.2E-04	N517	06/19/07 to 01/03/08	⁶⁰ Co	5.2E-05 ± 7.5E-05	U
	04/12/07	04/25/07	gross β	6.4E-03 ± 1.2E-03			¹³⁴ Cs	-8.3E-06 ± 7.2E-05	U
	04/25/07	05/09/07	gross α	1.2E-03 ± 5.5E-04			¹³⁷ Cs	-7.0E-06 ± 6.3E-05	U
	04/25/07	05/09/07	gross β	8.7E-03 ± 1.4E-03			¹⁵² Eu	-3.5E-05 ± 1.3E-04	U
	05/09/07	05/22/07	gross α	9.1E-04 ± 6.7E-04			¹⁵⁴ Eu	1.1E-05 ± 1.1E-04	U
	05/09/07	05/22/07	gross β	1.5E-02 ± 2.1E-03			¹⁵⁵ Eu	2.3E-05 ± 1.3E-04	U
	05/22/07	06/06/07	gross α	1.4E-03 ± 5.9E-04			²³⁸ Pu	1.5E-06 ± 6.2E-06	U
	05/22/07	06/06/07	gross β	1.4E-02 ± 1.8E-03			^{239/240} Pu	2.9E-06 ± 3.1E-06	
	06/06/07	06/19/07	gross α	6.0E-04 ± 5.6E-04			¹⁰⁶ Ru	-4.5E-04 ± 5.8E-04	U
	06/06/07	06/19/07	gross β	5.2E-03 ± 1.1E-03			¹²⁵ Sb	9.9E-05 ± 1.2E-04	U
	06/19/07	07/03/07	gross α	6.5E-04 ± 5.3E-04			⁹⁰ Sr	-6.9E-05 ± 7.1E-05	U
	06/19/07	07/03/07	gross β	9.1E-03 ± 1.4E-03			²³⁴ U	2.2E-05 ± 1.2E-05	
	07/03/07	07/17/07	gross α	2.0E-03 ± 7.1E-04			²³⁵ U	4.3E-06 ± 3.9E-06	
	07/03/07	07/17/07	gross β	1.3E-02 ± 1.8E-03			²³⁸ U	2.1E-05 ± 1.1E-05	
	07/17/07	08/01/07	gross α	4.0E-04 ± 4.4E-04					
	07/17/07	08/01/07	gross β	7.7E-03 ± 1.3E-03					
	08/01/07	08/14/07	gross α	1.2E-03 ± 7.2E-04					
	08/01/07	08/14/07	gross β	8.5E-03 ± 1.4E-03					
	08/14/07	08/17/07	gross α	3.7E-03 ± 2.8E-03					
	08/14/07	08/17/07	gross β	1.8E-02 ± 4.1E-03					
	08/17/07	08/30/07	gross α	6.0E-04 ± 5.6E-04					
	08/17/07	08/30/07	gross β	8.6E-03 ± 1.4E-03					
	08/30/07	09/12/07	gross α	7.2E-04 ± 5.9E-04					
	08/30/07	09/12/07	gross β	1.5E-02 ± 2.0E-03					
	09/12/07	09/25/07	gross α	6.2E-04 ± 5.8E-04					
	09/12/07	09/25/07	gross β	1.1E-02 ± 1.7E-03					
	09/25/07	10/10/07	gross α	6.2E-04 ± 5.1E-04					
	09/25/07	10/10/07	gross β	9.0E-03 ± 1.4E-03					
	10/10/07	10/25/07	gross α	1.2E-03 ± 5.2E-04					
	10/10/07	10/25/07	gross β	9.9E-03 ± 1.5E-03					
	10/25/07	11/08/07	gross α	1.3E-03 ± 5.9E-04					
	10/25/07	11/08/07	gross β	2.4E-02 ± 2.7E-03					
	11/08/07	11/20/07	gross α	1.4E-03 ± 6.4E-04					
	11/08/07	11/20/07	gross β	1.6E-02 ± 2.2E-03					
	11/20/07	12/05/07	gross α	2.4E-03 ± 7.2E-04					
	11/20/07	12/05/07	gross β	2.2E-02 ± 2.4E-03					
	12/05/07	12/18/07	gross α	2.2E-03 ± 7.7E-04					
	12/05/07	12/18/07	gross β	2.9E-02 ± 3.1E-03					
	12/18/07	01/03/08	gross α	6.6E-04 ± 4.9E-04					
	12/18/07	01/03/08	gross β	6.9E-03 ± 1.1E-03					

RQ = Result Qualifier. U = The analyte was analyzed for but not detected.

Table 2-4. Near-Facility Air Sampling Results, 2007 (pCi/m³ ± total analytical uncertainty).
(85 sheets total)

Location	Sample On	Sample Off	Isotope	Result ± Uncertainty	Location	Composite Period	Isotope	Result ± Uncertainty	RQ*
N518	01/04/07	01/17/07	gross α	1.8E-03 ± 6.6E-04	N518	01/04/07 to 06/19/07	⁶⁰ Co	-2.1E-06 ± 2.1E-05	U
(200-W)	01/04/07	01/17/07	gross β	1.6E-02 ± 2.0E-03			¹³⁴ Cs	1.8E-05 ± 7.0E-05	U
	01/17/07	01/30/07	gross α	2.3E-03 ± 7.5E-04			¹³⁷ Cs	4.5E-05 ± 6.1E-05	U
	01/17/07	01/30/07	gross β	4.7E-02 ± 4.4E-03			¹⁵² Eu	-1.0E-04 ± 1.5E-04	U
	01/30/07	02/13/07	gross α	1.5E-03 ± 5.9E-04			¹⁵⁴ Eu	1.3E-04 ± 2.1E-04	U
	01/30/07	02/13/07	gross β	3.4E-02 ± 3.3E-03			¹⁵⁵ Eu	4.6E-05 ± 1.5E-04	U
	02/13/07	02/28/07	gross α	1.0E-03 ± 6.3E-04			²³⁸ Pu	7.3E-07 ± 7.3E-06	U
	02/13/07	02/28/07	gross β	6.5E-03 ± 1.2E-03			^{239/240} Pu	2.2E-06 ± 2.6E-06	
	02/28/07	03/14/07	gross α	8.5E-04 ± 6.2E-04			¹⁰⁶ Ru	2.3E-04 ± 6.0E-04	U
	02/28/07	03/14/07	gross β	8.6E-03 ± 1.4E-03			¹²⁵ Sb	2.6E-05 ± 1.4E-04	U
	03/14/07	03/28/07	gross α	1.0E-03 ± 4.8E-04			⁹⁰ Sr	-1.3E-04 ± 1.4E-04	U
	03/14/07	03/28/07	gross β	7.5E-03 ± 1.2E-03			²³⁴ U	3.2E-05 ± 1.6E-05	
	03/28/07	04/12/07	gross α	1.6E-03 ± 6.5E-04			²³⁵ U	1.6E-06 ± 2.4E-06	U
	03/28/07	04/12/07	gross β	1.7E-02 ± 2.2E-03			²³⁸ U	2.7E-05 ± 1.4E-05	
	04/12/07	04/25/07	gross α	4.1E-04 ± 4.6E-04					U
	04/12/07	04/25/07	gross β	7.8E-03 ± 1.3E-03	N518	06/19/07 to 01/03/08	⁶⁰ Co	-9.4E-06 ± 5.9E-05	U
	04/25/07	05/09/07	gross α	7.5E-04 ± 5.5E-04			¹³⁴ Cs	3.1E-06 ± 3.1E-05	U
	04/25/07	05/09/07	gross β	9.3E-03 ± 1.4E-03			¹³⁷ Cs	2.6E-05 ± 5.8E-05	U
	05/09/07	05/22/07	gross α	1.8E-03 ± 6.7E-04			¹⁵² Eu	1.5E-05 ± 1.2E-04	U
	05/09/07	05/22/07	gross β	1.2E-02 ± 1.7E-03			¹⁵⁴ Eu	5.7E-05 ± 1.8E-04	U
	05/22/07	06/06/07	gross α	5.8E-04 ± 4.8E-04			¹⁵⁵ Eu	7.7E-05 ± 1.6E-04	U
	05/22/07	06/06/07	gross β	1.5E-02 ± 1.8E-03			²³⁸ Pu	-7.1E-07 ± 4.7E-06	U
	06/06/07	06/19/07	gross α	4.2E-04 ± 4.7E-04			^{239/240} Pu	7.4E-07 ± 7.4E-06	U
	06/06/07	06/19/07	gross β	6.0E-03 ± 1.1E-03			¹⁰⁶ Ru	-6.0E-05 ± 4.8E-04	U
	06/19/07	07/03/07	gross α	7.9E-04 ± 5.8E-04			¹²⁵ Sb	3.7E-05 ± 1.2E-04	U
	06/19/07	07/03/07	gross β	7.6E-03 ± 1.3E-03			⁹⁰ Sr	-1.0E-04 ± 1.0E-04	U
	07/03/07	07/17/07	gross α	1.1E-03 ± 5.0E-04			²³⁴ U	2.4E-05 ± 1.2E-05	
	07/03/07	07/17/07	gross β	1.3E-02 ± 1.7E-03			²³⁵ U	1.3E-06 ± 2.7E-06	U
	07/17/07	08/01/07	gross α	5.3E-04 ± 7.5E-04			²³⁸ U	2.2E-05 ± 1.1E-05	
	07/17/07	08/01/07	gross β	4.7E-03 ± 1.3E-03					
	08/01/07	08/14/07	gross α	6.4E-04 ± 5.3E-04					
	08/01/07	08/14/07	gross β	1.2E-02 ± 1.6E-03					
	08/14/07	08/17/07	gross α	-2.9E-04 ± 1.1E-03					
	08/14/07	08/17/07	gross β	1.7E-02 ± 4.0E-03					
	08/17/07	08/30/07	gross α	1.3E-03 ± 5.6E-04					
	08/17/07	08/30/07	gross β	1.2E-02 ± 1.7E-03					
	08/30/07	09/12/07	gross α	6.5E-04 ± 5.3E-04					
	08/30/07	09/12/07	gross β	1.3E-02 ± 1.7E-03					
	09/12/07	09/25/07	gross α	1.3E-03 ± 5.6E-04					
	09/12/07	09/25/07	gross β	1.3E-02 ± 1.7E-03					
	09/25/07	10/10/07	gross α	5.6E-04 ± 4.6E-04					
	09/25/07	10/10/07	gross β	6.6E-03 ± 1.1E-03					
	10/10/07	10/25/07	gross α	3.7E-04 ± 4.2E-04					
	10/10/07	10/25/07	gross β	1.0E-02 ± 1.4E-03					
	10/25/07	11/08/07	gross α	1.2E-03 ± 5.5E-04					
	10/25/07	11/08/07	gross β	2.6E-02 ± 2.7E-03					
	11/08/07	11/20/07	gross α	6.6E-04 ± 6.2E-04					
	11/08/07	11/20/07	gross β	9.6E-03 ± 1.6E-03					
	11/20/07	12/05/07	gross α	1.2E-03 ± 5.0E-04					
	11/20/07	12/05/07	gross β	2.0E-02 ± 2.3E-03					
	12/05/07	12/18/07	gross α	1.2E-03 ± 5.4E-04					
	12/05/07	12/18/07	gross β	2.8E-02 ± 3.0E-03					
	12/18/07	01/03/08	gross α	5.5E-04 ± 4.5E-04					
	12/18/07	01/03/08	gross β	7.8E-03 ± 1.2E-03					

RQ = Result Qualifier. U = The analyte was analyzed for but not detected.

Table 2-5. Wautoma Fire Air Sampling Results, 2007
(pCi/m³ ± total analytical uncertainty).

Sampling Station	Sample Period		Isotope	Result ± Uncertainty
	On	Off		
N168	08/13/07	08/17/07	gross α	5.0E-03 ± 2.1E-03
			gross β	2.6E-02 ± 4.5E-03
N200	08/14/07	08/17/07	gross α	6.5E-03 ± 2.9E-03
			gross β	1.8E-02 ± 4.4E-03
N456	08/13/07	08/17/07	gross α	1.5E-03 ± 1.6E-03
			gross β	1.7E-02 ± 3.5E-03
N482	08/14/07	08/17/07	gross α	4.7E-03 ± 2.9E-03
			gross β	2.0E-02 ± 4.3E-03
N517	08/14/07	08/17/07	gross α	3.7E-03 ± 2.8E-03
			gross β	1.8E-02 ± 4.1E-03
N518	08/14/07	08/17/07	gross α	-2.9E-04 ± 1.1E-03
			gross β	1.7E-02 ± 4.0E-03
N963	08/13/07	08/17/07	gross α	1.9E-03 ± 1.8E-03
			gross β	2.6E-02 ± 4.5E-03
N964	08/13/07	08/17/07	gross α	1.5E-03 ± 1.6E-03
			gross β	1.7E-02 ± 3.5E-03
N966	08/13/07	08/17/07	gross α	1.5E-03 ± 1.7E-03
			gross β	1.8E-02 ± 3.6E-03
N975	08/13/07	08/17/07	gross α	4.5E-03 ± 2.0E-03
			gross β	2.7E-02 ± 4.5E-03

3.0 SOIL MONITORING

The radionuclide content of soil was measured to evaluate long-term trends in environmental accumulation of radioactivity in the 200/600 and 300/400 Areas. Soil samples were collected on or near facilities that store, handle, or dispose of radioactive waste. The number of soil samples collected in 2007 and their locations are shown in Table 3-1.

Table 3-1. Number and Locations of Soil Samples Collected Near Hanford Facilities and Operations in 2007.

Number of Samples	Operational Area					
	200-West ^a	200-East	600 ^a	300 ^a	400	ERDF ^b
76	27	14	17	16	1	1

^a Number of samples includes one or more Replicate Samples.

^b Environmental Restoration Disposal Facility in the 200-West Area.

Soil sampling locations are illustrated in Figures 3-1 through 3-5. Radionuclide analyses indicated that zinc-65, strontium-90, cesium-134, cesium-137, europium-155, plutonium-239/240, and uranium were detectable in soil samples in 2007. Generally, the predominant radionuclides observed were fission products in the 200 Areas, and uranium in the 300 Area.

A summary of near-facility soil sampling results for selected radionuclides collected during 2007 is presented in Table 3-2. Historical soil sampling results for the 200/600 and 300/400 Areas are displayed in Table 3-3. The 2007 soil sampling results for all areas are provided in Table 3-4. There was no soil sampling performed in the 100 Areas during 2007.

Additional discussion of the 2007 soil sampling results can be found in Section 10.9.1 of PNNL-17603 (PNNL 2008a).

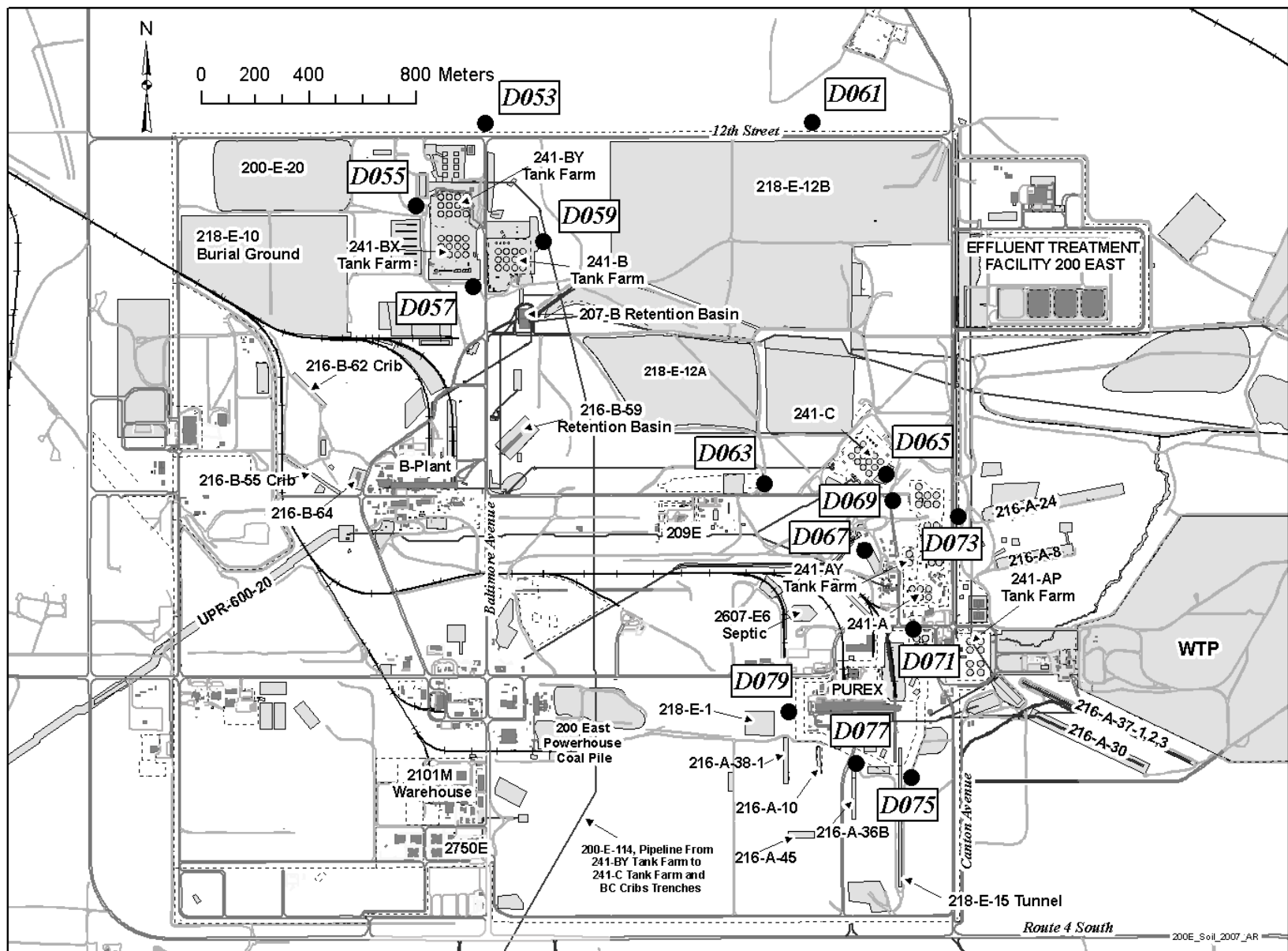


Figure 3-1. 2007 Soil Sampling Locations, 200 East Area.

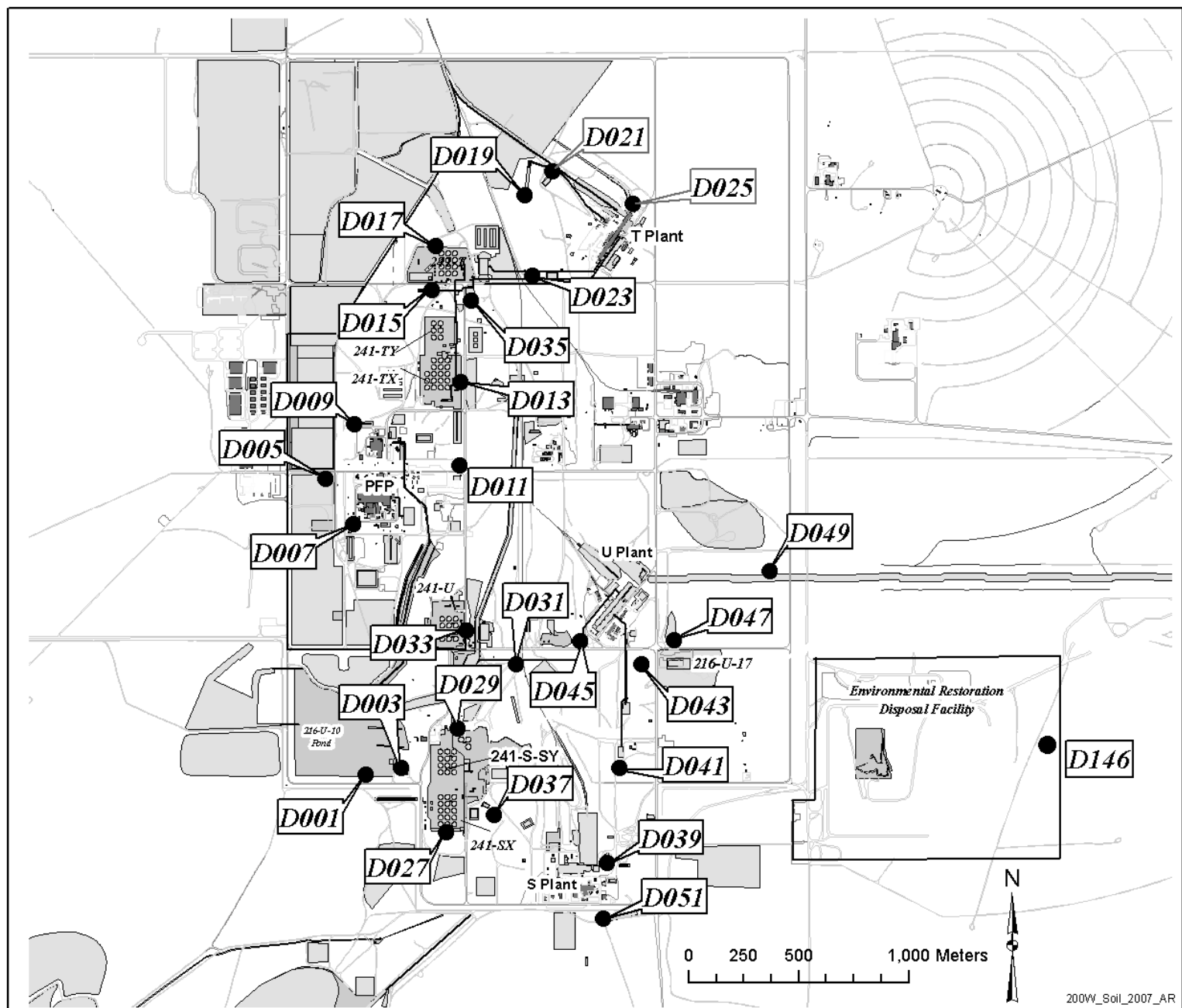


Figure 3-2. 2007 Soil Sampling Locations, 200 West Area.

Figure 3-3. 2007 Soil Sampling Locations, 300 Area.

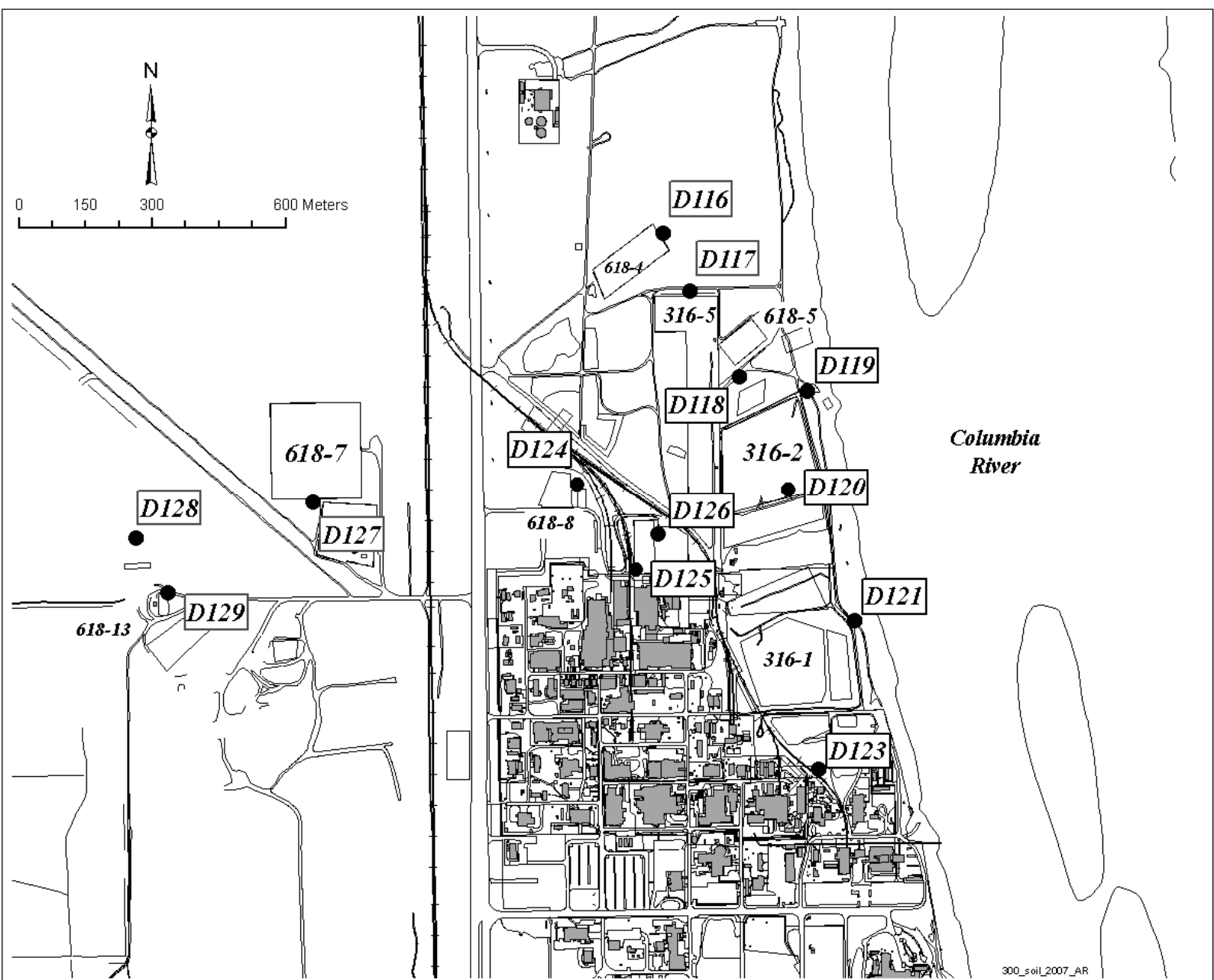


Figure 3-4. 2007 Soil Sampling Locations, 400 Area.

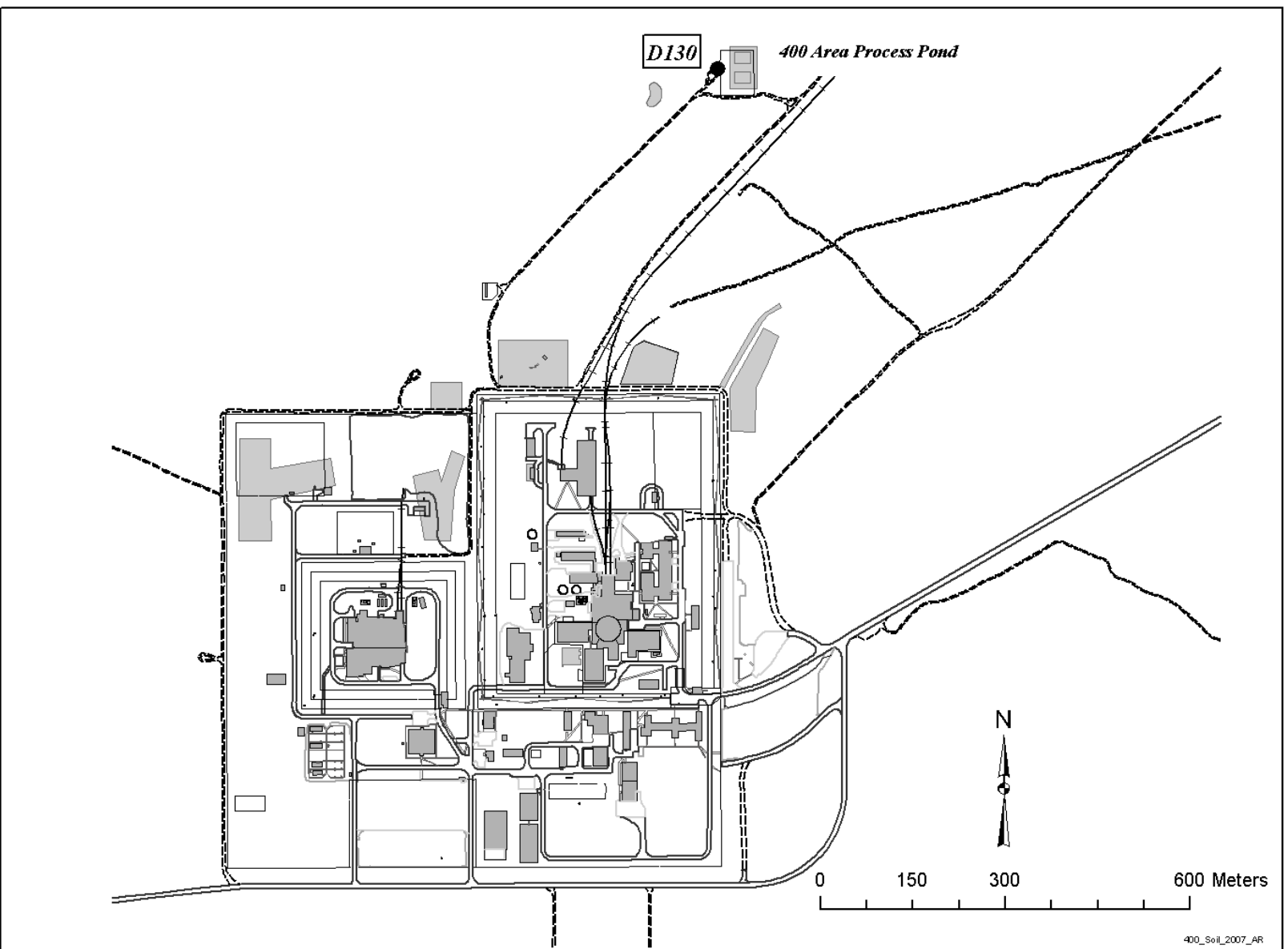


Figure 3-5. 2007 Soil Sampling Locations, 600 Area.

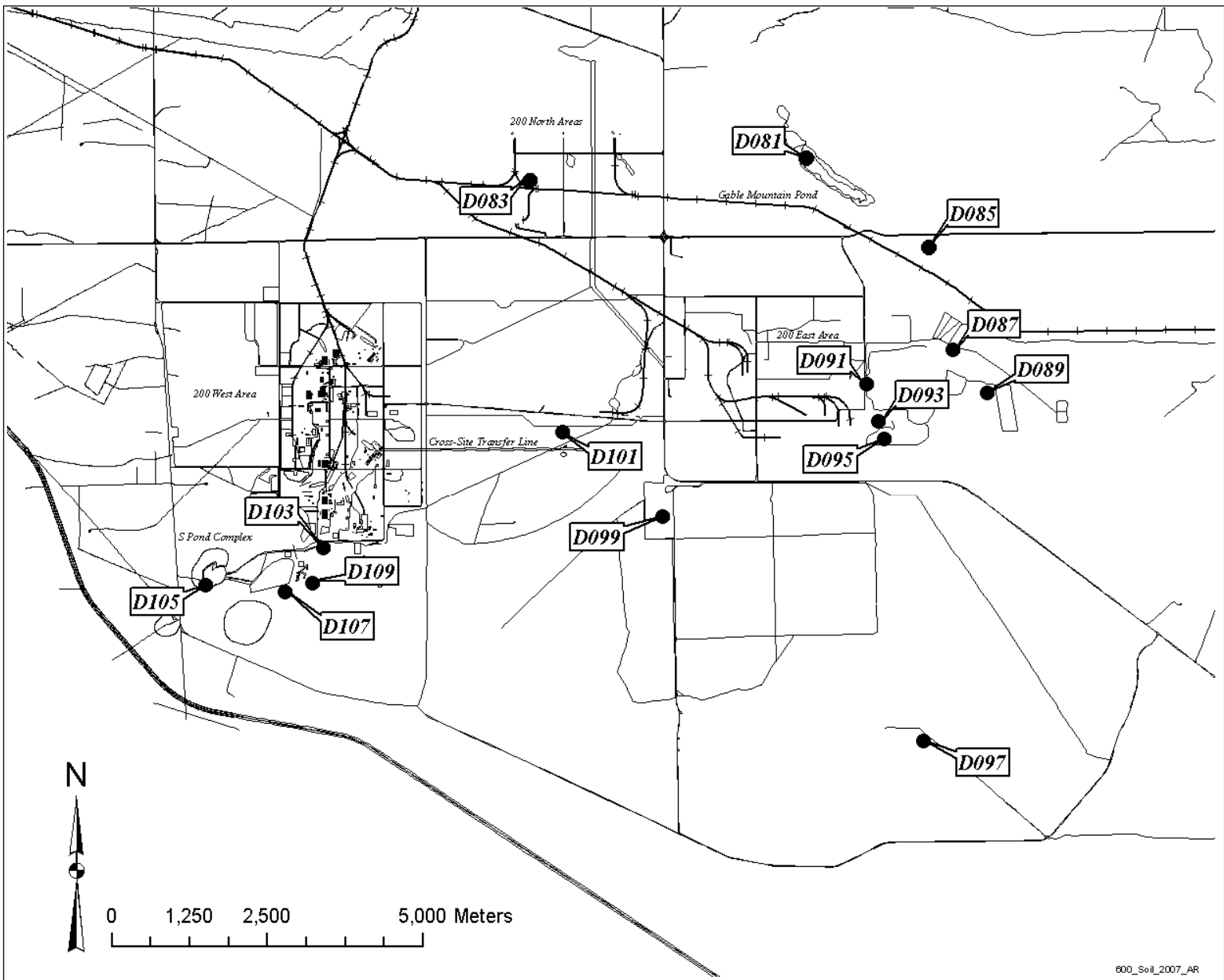


Table 3-2. Summary of Near-Facility Soil Sampling Results (pCi/g)^a for Selected Radionuclides, 2007.

Isotope	Number of		Average ^c	Maximum ^d	Location	
	Samples ^b	Detects			Area	Site ID
¹⁴⁴ Ce	76	0	3.1E-03 ± 1.4E-01	1.5E-01 ± 1.6E-01 ^(e)	200 East	D075
⁶⁰ Co	76	0	2.0E-04 ± 8.0E-03	1.0E-02 ± 7.8E-03 ^(e)	200 East	D061
¹³⁴ Cs	76	76	3.8E-02 ± 1.5E-02	6.0E-02 ± 1.7E-02	600 Area	D085
¹³⁷ Cs	76	71	1.1E+00 ± 4.3E+00	1.4E+01 ± 2.3E+00	200 West	D035
¹⁵² Eu	76	0	-8.5E-03 ± 2.6E-02	2.4E-02 ± 4.6E-02 ^(e)	200 West	D023
¹⁵⁴ Eu	76	0	-7.4E-03 ± 3.0E-02	2.8E-02 ± 2.8E-02 ^(e)	200 West	D015
¹⁵⁵ Eu	76	15	3.6E-02 ± 4.2E-02	8.2E-02 ± 5.8E-02	200 West	D045
²³⁸ Pu	76	0	4.2E-03 ± 3.6E-02	1.2E-01 ± 9.4E-02 ^(e)	200 West	D045
^{239/240} Pu	76	44	1.4E-01 ± 1.7E+00	7.3E+00 ± 1.9E+00	200 West	D045
¹⁰³ Ru	76	0	-4.1E-04 ± 8.7E-03	8.4E-03 ± 9.1E-03 ^(e)	200 West	D037
¹⁰⁶ Ru	76	0	-8.9E-03 ± 6.4E-02	7.5E-02 ± 1.5E-01 ^(e)	200 East	D063
¹²⁵ Sb	76	0	2.8E-03 ± 2.3E-02	2.2E-02 ± 1.9E-02 ^(e)	200 West	D021
¹¹³ Sn	76	0	-3.5E-03 ± 1.1E-02	7.7E-03 ± 9.6E-03 ^(e)	600 Area	D093
⁹⁰ Sr	76	3	-7.3E-02 ± 7.4E-01	9.8E-01 ± 4.3E-01	200 West	D043
²³⁴ U	76	76	3.0E-01 ± 1.2E+00	3.9E+00 ± 1.0E+00	300 Area	D119
²³⁵ U	76	31	2.1E-02 ± 7.0E-02	2.1E-01 ± 6.7E-02	300 Area	D119
²³⁸ U	76	76	3.0E-01 ± 1.2E+00	3.8E+00 ± 9.9E-01	300 Area	D119
⁶⁵ Zn	76	2	2.9E-03 ± 2.7E-02	4.8E-02 ± 2.6E-02	600 Area	D081

^a 1 pCi = 0.037 Bq.

^b Includes replicate samples and/or multiple samples collected at some locations

^c Average ± two standard deviations

^d Maximum ± analytical uncertainty

^e Maximum value reported is a non detect

Table 3-3. Average Radionuclide Concentrations (pCi/g)^(a)
in Hanford Soils, 1997 through 2007.

100 Areas						
Year	⁶⁰ Co	⁹⁰ Sr	¹³⁷ Cs	²³⁴ U	²³⁸ U	^{239,240} Pu
1997	2.5E+00 ± 3.0E-01	3.9E-01 ± 6.5E-01	8.9E-01 ± 8.9E-01	2.1E-01 ± 3.8E-02	2.1E-01 ± 3.4E-02	9.1E-01 ± 1.6E+00
1998	4.9E+00 ± 7.7E+00	1.2E+00 ± 1.1E+00	3.1E+00 ± 4.1E+00	2.1E-01 ± 6.0E-02	1.7E-01 ± 3.0E-02	1.5E-01 ± 1.3E-01
1999	1.6E+00 ± 2.1E+00	2.0E+00 ± 2.0E+00	8.4E-01 ± 8.1E-01	2.2E-01 ± 3.0E-02	2.0E-01 ± 3.0E-02	2.9E-02 ± 2.3E-02
2000	3.1E+00 ± 3.0E+00	8.4E-01 ± 4.5E-01	2.5E+00 ± 2.3E+00	2.2E-01 ± 8.7E-02	2.2E-01 ± 3.2E-02	5.8E-02 ± 3.3E-02
2001	4.0E-01 ± 3.4E-01	4.8E-01 ± 3.0E-01	3.9E-01 ± 1.6E-01	2.4E-01 ± 3.6E-02	2.5E-01 ± 2.7E-02	3.1E-02 ± 2.0E-02
2002	3.0E-01 ± 1.1E+00	1.5E-01 ± 4.7E-01	2.6E-01 ± 5.1E-01	1.3E-01 ± 4.7E-02	1.1E-01 ± 3.9E-02	6.1E-03 ± 6.1E-03
2003	1.8E-01 ± 2.1E-02	-8.2E-02 ± 2.4E-01	2.1E-01 ± 3.6E-02	1.4E-01 ± 4.8E-02	1.5E-01 ± 5.1E-02	1.8E-03 ± 6.3E-03
2004	3.9E-01 ± 2.0E+00	-1.3E-01 ± 5.7E-01	3.8E-01 ± 1.1E+00	1.3E-01 ± 5.9E-02	1.4E-01 ± 6.4E-02	1.1E-01 ± 6.0E-01
2005	3.5E-02 ± 1.8E-01	-4.3E-02 ± 6.1E-01	3.2E-01 ± 1.2E+00	1.3E-01 ± 6.5E-02	1.3E-01 ± 5.8E-02	1.1E-02 ± 4.3E-02
2006	7.3E-01 ± 6.8E+00	Not Detected	7.0E+00 ± 6.0E+01	1.3E-01 ± 9.5E-02	1.3E-01 ± 8.6E-02	1.1E-02 ± 2.0E-02
2007	No Soil Samples Collected in 100 Areas During 2007					
200/600 Areas						
Year	⁶⁰ Co	⁹⁰ Sr	¹³⁷ Cs	²³⁴ U	²³⁸ U	^{239,240} Pu
1997	3.0E-02 ± 2.0E-02	6.7E-01 ± 2.3E-01	1.8E+00 ± 4.0E-01	2.0E-01 ± 1.4E-02	2.0E-01 ± 1.4E-02	1.0E-01 ± 7.0E-02
1998	1.9E-02 ± 6.0E-03	5.0E-01 ± 1.4E-01	1.1E+00 ± 4.0E-01	1.9E-01 ± 1.0E-02	1.9E-01 ± 1.0E-02	1.3E-01 ± 1.0E-02
1999	Not Detected	1.1E+00 ± 5.0E-01	1.4E+00 ± 5.0E-01	2.3E-01 ± 2.0E-02	2.2E-01 ± 2.0E-02	1.0E-01 ± 5.0E-02
2000	6.0E-03 ± 6.0E-03	1.1E+00 ± 2.0E-01	1.4E+00 ± 5.0E-01	2.3E-01 ± 3.0E-02	2.3E-01 ± 3.0E-02	4.1E-01 ± 4.2E-01
2001	Not Detected	5.5E-01 ± 2.3E-01	1.5E+00 ± 5.4E-01	2.2E-01 ± 1.4E-02	2.2E-01 ± 1.4E-02	1.3E-01 ± 6.2E-02
2002	Not Detected	2.7E-01 ± 6.6E-01	1.4E+00 ± 4.3E+00	1.7E-01 ± 1.0E-01	1.7E-01 ± 1.1E-01	1.2E-01 ± 7.2E-01
2003	2.4E-03 ± 1.3E-02	8.4E-02 ± 6.3E-01	1.8E+00 ± 6.3E-01	1.6E-01 ± 9.6E-02	1.7E-01 ± 1.0E-01	9.3E-02 ± 5.0E-01
2004	8.1E-04 ± 1.1E-02	1.3E-01 ± 7.8E-01	2.8E+00 ± 1.7E+01	1.7E-01 ± 1.9E-01	1.7E-01 ± 1.5E-01	3.5E-01 ± 3.2E+00
2005	Not Detected	2.7E-02 ± 5.4E-01	1.5E+00 ± 5.1E+00	1.6E-01 ± 9.6E-02	1.5E-01 ± 8.8E-02	8.0E-02 ± 4.6E-01
2006	Not Detected	2.6E-01 ± 2.1E+00	1.3E+00 ± 4.3E+00	1.7E-01 ± 2.3E-01	1.7E-01 ± 2.2E-01	9.3E-02 ± 5.2E-01
2007	Not Detected	-1.0E-01 ± 8.1E-01	1.4E+00 ± 4.7E+00	1.6E-01 ± 1.1E-01	1.6E-01 ± 1.3E-01	1.8E-01 ± 1.6E+00
300/400 Areas						
Year	⁶⁰ Co	⁹⁰ Sr	¹³⁷ Cs	²³⁴ U	²³⁸ U	^{239,240} Pu
1997	Not Detected	4.5E-01 ± 1.9E-01	7.0E-02 ± 3.0E-02	9.0E-01 ± 1.0E-01	9.0E-01 ± 9.0E-01	3.8E-02 ± 4.9E-02
1998	Not Detected	2.4E-01 ± 1.2E-01	9.0E-02 ± 8.0E-02	8.5E-01 ± 9.8E-01	8.2E-01 ± 9.8E-01	4.5E-02 ± 5.7E-02
1999	Not Detected	8.7E-01 ± 1.9E-01	9.0E-02 ± 3.0E-02	7.5E-01 ± 5.4E-01	7.1E-01 ± 5.3E-01	4.0E-02 ± 2.0E-02
2000	Not Detected	5.9E-01 ± 1.8E-01	1.4E-01 ± 6.0E-02	5.4E+00 ± 5.6E+00	5.4E+00 ± 5.7E+00	1.7E-01 ± 8.0E-02
2001	Not Detected	Not Detected	5.0E-02 ± 2.1E-02	9.4E-01 ± 7.1E-01	9.5E-01 ± 7.3E-01	4.1E-02 ± 2.6E-02
2002	Not Detected	2.8E-02 ± 2.9E-02	7.4E-02 ± 1.3E-01	1.5E+00 ± 6.4E+00	1.5E+00 ± 6.4E+00	2.4E-02 ± 9.9E-02
2003	Not Detected	5.6E-02 ± 7.3E-02	8.1E-02 ± 1.4E-01	1.3E+00 ± 5.1E+00	1.3E+00 ± 5.2E+00	7.5E-02 ± 3.8E-01
2004	Not Detected	Not Detected	9.2E-02 ± 1.4E-01	9.6E-01 ± 2.9E+00	9.7E-01 ± 3.0E+00	2.8E-02 ± 6.7E-02
2005	Not Detected	Not Detected	5.0E-02 ± 1.1E-01	5.6E-01 ± 1.6E+00	5.6E-01 ± 1.6E+00	1.4E-02 ± 3.5E-02
2006	Not Detected	6.5E-02 ± 5.6E-01	9.4E-02 ± 1.4E-01	1.2E+00 ± 3.3E+00	1.2E+00 ± 3.4E+00	1.8E-02 ± 4.9E-02
2007	Not Detected	Not Detected	9.1E-02 ± 2.1E-02	8.2E-01 ± 2.2E+00	8.0E-01 ± 2.2E+00	1.7E-02 ± 4.6E-02

(a) ± 2 standard deviations.

Table 3-4. 2007 Soil Sampling Results (pCi/g \pm total analytical uncertainty). (19 sheets total)

Location	Isotope	Result \pm Error	RQ*	Location	Isotope	Result \pm Error	RQ*
D001 (200-W)	¹⁴⁴ Ce	1.3E-01 \pm 1.4E-01	U	D003 (200-W)	¹⁴⁴ Ce	-2.4E-02 \pm 1.8E-01	U
	⁶⁰ Co	3.5E-03 \pm 5.7E-03	U		⁶⁰ Co	4.6E-03 \pm 9.7E-03	U
	¹³⁴ Cs	3.2E-02 \pm 1.0E-02			¹³⁴ Cs	4.1E-02 \pm 1.6E-02	
	¹³⁷ Cs	5.3E-01 \pm 9.1E-02			¹³⁷ Cs	7.0E-01 \pm 1.1E-01	
	¹⁵² Eu	-3.3E-03 \pm 2.4E-02	U		¹⁵² Eu	-1.1E-02 \pm 3.9E-02	U
	¹⁵⁴ Eu	-1.5E-03 \pm 1.5E-02	U		¹⁵⁴ Eu	5.0E-03 \pm 3.0E-02	U
	¹⁵⁵ Eu	6.2E-02 \pm 4.8E-02			¹⁵⁵ Eu	2.9E-02 \pm 3.6E-02	U
	²³⁸ Pu	-1.0E-02 \pm 2.2E-02	U		²³⁸ Pu	1.9E-02 \pm 2.6E-02	U
	^{239/240} Pu	3.7E-02 \pm 2.0E-02			^{239/240} Pu	2.7E-02 \pm 1.8E-02	
	¹⁰³ Ru	5.8E-03 \pm 9.6E-03	U		¹⁰³ Ru	2.4E-03 \pm 1.5E-02	U
	¹⁰⁶ Ru	-3.1E-03 \pm 3.1E-02	U		¹⁰⁶ Ru	4.3E-02 \pm 1.1E-01	U
	¹²⁵ Sb	1.8E-03 \pm 1.8E-02	U		¹²⁵ Sb	1.5E-03 \pm 1.5E-02	U
	¹¹³ Sn	-9.5E-05 \pm 9.5E-04	U		¹¹³ Sn	6.4E-03 \pm 1.5E-02	U
	⁹⁰ Sr	-5.8E-01 \pm 5.8E-01	U		⁹⁰ Sr	-3.7E-01 \pm 4.5E-01	U
	²³⁴ U	1.4E-01 \pm 5.0E-02			²³⁴ U	1.3E-01 \pm 4.7E-02	
	²³⁵ U	2.1E-02 \pm 1.8E-02	U		²³⁵ U	2.0E-02 \pm 1.4E-02	
	²³⁸ U	1.6E-01 \pm 5.6E-02			²³⁸ U	1.4E-01 \pm 4.9E-02	
	⁶⁵ Zn	5.6E-03 \pm 1.7E-02	U		⁶⁵ Zn	-3.2E-02 \pm 3.2E-02	U
D005 (200-W)	¹⁴⁴ Ce	5.7E-02 \pm 1.5E-01	U	D007 (200-W)	¹⁴⁴ Ce	1.0E-01 \pm 1.4E-01	U
	⁶⁰ Co	3.5E-03 \pm 8.1E-03	U		⁶⁰ Co	-2.8E-03 \pm 6.9E-03	U
	¹³⁴ Cs	3.9E-02 \pm 1.4E-02			¹³⁴ Cs	3.8E-02 \pm 1.4E-02	
	¹³⁷ Cs	5.5E-02 \pm 2.0E-02			¹³⁷ Cs	7.3E-02 \pm 1.7E-02	
	¹⁵² Eu	2.8E-03 \pm 2.5E-02	U		¹⁵² Eu	-3.2E-02 \pm 3.5E-02	U
	¹⁵⁴ Eu	-9.4E-03 \pm 2.4E-02	U		¹⁵⁴ Eu	-1.8E-03 \pm 1.8E-02	U
	¹⁵⁵ Eu	4.6E-02 \pm 3.7E-02	U		¹⁵⁵ Eu	5.2E-02 \pm 3.2E-02	U
	²³⁸ Pu	9.1E-03 \pm 2.4E-02	U		²³⁸ Pu	1.9E-02 \pm 2.1E-02	U
	^{239/240} Pu	9.1E-03 \pm 1.1E-02	U		^{239/240} Pu	1.5E-02 \pm 1.1E-02	
	¹⁰³ Ru	2.8E-04 \pm 2.8E-03	U		¹⁰³ Ru	-2.2E-03 \pm 9.0E-03	U
	¹⁰⁶ Ru	-7.0E-02 \pm 7.0E-02	U		¹⁰⁶ Ru	-5.6E-02 \pm 6.2E-02	U
	¹²⁵ Sb	4.7E-03 \pm 1.8E-02	U		¹²⁵ Sb	3.9E-03 \pm 2.1E-02	U
	¹¹³ Sn	-5.0E-03 \pm 9.8E-03	U		¹¹³ Sn	-2.4E-03 \pm 9.6E-03	U
	⁹⁰ Sr	-4.4E-01 \pm 4.4E-01	U		⁹⁰ Sr	-6.7E-01 \pm 6.7E-01	U
	²³⁴ U	1.6E-01 \pm 5.4E-02			²³⁴ U	1.4E-01 \pm 4.9E-02	
	²³⁵ U	6.6E-03 \pm 7.8E-03			²³⁵ U	4.4E-03 \pm 6.3E-03	U
	²³⁸ U	1.5E-01 \pm 5.1E-02			²³⁸ U	1.9E-01 \pm 6.3E-02	
	⁶⁵ Zn	-6.4E-03 \pm 2.1E-02	U		⁶⁵ Zn	1.3E-02 \pm 1.8E-02	U

RQ = Result Qualifier. U = The analyte was analyzed for but not detected.

Table 3-4. 2007 Soil Sampling Results (pCi/g \pm total analytical uncertainty). (19 sheets total)

Location	Isotope	Result \pm Error	RQ*	Location	Isotope	Result \pm Error	RQ*
D009 (200-W)	¹⁴⁴ Ce	-1.5E-01 \pm 1.6E-01	U	D011 (200-W)	¹⁴⁴ Ce	-9.5E-02 \pm 1.4E-01	U
	⁶⁰ Co	-4.1E-03 \pm 8.4E-03	U		⁶⁰ Co	5.5E-03 \pm 8.5E-03	U
	¹³⁴ Cs	4.2E-02 \pm 1.6E-02			¹³⁴ Cs	3.8E-02 \pm 1.4E-02	
	¹³⁷ Cs	4.5E-01 \pm 7.8E-02			¹³⁷ Cs	2.3E+00 \pm 3.7E-01	
	¹⁵² Eu	-6.6E-03 \pm 3.0E-02	U		¹⁵² Eu	3.8E-03 \pm 2.8E-02	
	¹⁵⁴ Eu	1.1E-03 \pm 1.1E-02	U		¹⁵⁴ Eu	1.5E-02 \pm 2.6E-02	U
	¹⁵⁵ Eu	8.1E-02 \pm 5.5E-02			¹⁵⁵ Eu	3.9E-02 \pm 3.9E-02	U
	²³⁸ Pu	7.0E-03 \pm 3.4E-02	U		²³⁸ Pu	2.3E-02 \pm 3.2E-02	U
	^{239/240} Pu	7.7E-02 \pm 3.5E-02			^{239/240} Pu	7.6E-02 \pm 3.3E-02	U
	¹⁰³ Ru	3.1E-03 \pm 1.2E-02	U		¹⁰³ Ru	-2.0E-03 \pm 1.3E-02	U
	¹⁰⁶ Ru	4.8E-02 \pm 8.1E-02	U		¹⁰⁶ Ru	-3.9E-02 \pm 7.0E-02	U
	¹²⁵ Sb	-3.1E-02 \pm 3.1E-02	U		¹²⁵ Sb	2.8E-03 \pm 2.4E-02	U
	¹¹³ Sn	-2.5E-03 \pm 1.3E-02	U		¹¹³ Sn	-6.3E-03 \pm 1.2E-02	U
	⁹⁰ Sr	-5.9E-02 \pm 3.8E-01	U		⁹⁰ Sr	-3.4E-01 \pm 4.4E-01	U
	²³⁴ U	1.6E-01 \pm 5.8E-02			²³⁴ U	2.6E-01 \pm 8.3E-02	
	²³⁵ U	1.2E-02 \pm 1.1E-02			²³⁵ U	3.8E-02 \pm 2.1E-02	U
	²³⁸ U	1.6E-01 \pm 5.8E-02			²³⁸ U	2.7E-01 \pm 8.6E-02	
	⁶⁵ Zn	2.6E-02 \pm 3.9E-02	U		⁶⁵ Zn	-7.1E-03 \pm 2.1E-02	U
D013 (200-W)	¹⁴⁴ Ce	-3.6E-02 \pm 1.3E-01	U	D015 (200-W)	¹⁴⁴ Ce	-7.3E-02 \pm 1.3E-01	U
	⁶⁰ Co	5.2E-03 \pm 6.6E-03	U		⁶⁰ Co	6.6E-03 \pm 7.4E-03	U
	¹³⁴ Cs	2.6E-02 \pm 1.4E-02			¹³⁴ Cs	5.7E-02 \pm 1.8E-02	
	¹³⁷ Cs	1.4E+00 \pm 2.3E-01			¹³⁷ Cs	2.2E+00 \pm 3.7E-01	
	¹⁵² Eu	2.9E-03 \pm 2.7E-02	U		¹⁵² Eu	-2.5E-02 \pm 2.8E-02	U
	¹⁵⁴ Eu	-5.1E-03 \pm 2.2E-02	U		¹⁵⁴ Eu	2.8E-02 \pm 2.8E-02	U
	¹⁵⁵ Eu	4.6E-02 \pm 3.3E-02	U		¹⁵⁵ Eu	2.8E-02 \pm 3.2E-02	U
	²³⁸ Pu	-7.3E-03 \pm 9.1E-03	U		²³⁸ Pu	-9.3E-03 \pm 3.1E-02	U
	^{239/240} Pu	1.6E-02 \pm 1.2E-02			^{239/240} Pu	1.3E-02 \pm 1.0E-02	
	¹⁰³ Ru	-4.6E-03 \pm 1.1E-02	U		¹⁰³ Ru	9.7E-04 \pm 9.7E-03	U
	¹⁰⁶ Ru	-5.0E-02 \pm 6.8E-02	U		¹⁰⁶ Ru	-2.0E-03 \pm 2.0E-02	U
	¹²⁵ Sb	2.2E-03 \pm 2.2E-02	U		¹²⁵ Sb	-1.5E-02 \pm 2.5E-02	U
	¹¹³ Sn	-6.0E-03 \pm 1.1E-02	U		¹¹³ Sn	-1.1E-02 \pm 1.3E-02	U
	⁹⁰ Sr	9.3E-01 \pm 4.1E-01			⁹⁰ Sr	9.0E-03 \pm 9.0E-02	U
	²³⁴ U	1.3E-01 \pm 3.9E-02			²³⁴ U	1.4E-01 \pm 5.0E-02	
	²³⁵ U	3.7E-03 \pm 7.4E-03	U		²³⁵ U	9.1E-03 \pm 9.4E-03	
	²³⁸ U	6.8E-02 \pm 2.4E-02			²³⁸ U	1.2E-01 \pm 4.4E-02	
	⁶⁵ Zn	1.1E-02 \pm 1.9E-02	U		⁶⁵ Zn	2.3E-03 \pm 2.0E-02	U

RQ = Result Qualifier. U = The analyte was analyzed for but not detected.

Table 3-4. 2007 Soil Sampling Results (pCi/g \pm total analytical uncertainty). (19 sheets total)

Location	Isotope	Result \pm Error	RQ*	Location	Isotope	Result \pm Error	RQ*
D017 (200-W)	¹⁴⁴ Ce	3.4E-02 \pm 1.5E-01	U	D019 (200-W)	¹⁴⁴ Ce	7.5E-02 \pm 1.6E-01	U
	⁶⁰ Co	1.1E-03 \pm 6.4E-03	U		⁶⁰ Co	6.9E-03 \pm 6.7E-03	U
	¹³⁴ Cs	4.0E-02 \pm 1.3E-02			¹³⁴ Cs	2.9E-02 \pm 1.0E-02	
	¹³⁷ Cs	1.0E+00 \pm 1.8E-01			¹³⁷ Cs	2.4E+00 \pm 4.3E-01	
	¹⁵² Eu	-3.2E-02 \pm 3.2E-02	U		¹⁵² Eu	-1.7E-02 \pm 3.4E-02	U
	¹⁵⁴ Eu	1.3E-02 \pm 2.1E-02	U		¹⁵⁴ Eu	1.6E-02 \pm 2.3E-02	U
	¹⁵⁵ Eu	3.9E-02 \pm 4.1E-02	U		¹⁵⁵ Eu	3.6E-02 \pm 3.9E-02	U
	²³⁸ Pu	2.2E-03 \pm 2.2E-02	U		²³⁸ Pu	3.3E-03 \pm 9.4E-03	U
	^{239/240} Pu	2.8E-02 \pm 2.0E-02			^{239/240} Pu	3.3E-02 \pm 1.6E-02	
	¹⁰³ Ru	1.2E-03 \pm 9.3E-03	U		¹⁰³ Ru	5.1E-03 \pm 1.1E-02	U
	¹⁰⁶ Ru	5.2E-03 \pm 5.2E-02	U		¹⁰⁶ Ru	1.5E-03 \pm 1.5E-02	U
	¹²⁵ Sb	8.3E-04 \pm 8.3E-03	U		¹²⁵ Sb	8.1E-03 \pm 2.5E-02	U
	¹¹³ Sn	-5.6E-04 \pm 5.6E-03	U		¹¹³ Sn	-5.0E-03 \pm 1.2E-02	U
	⁹⁰ Sr	5.2E-01 \pm 5.5E-01	U		⁹⁰ Sr	-1.1E-01 \pm 4.0E-01	U
	²³⁴ U	1.8E-01 \pm 6.1E-02			²³⁴ U	1.3E-01 \pm 4.5E-02	
	²³⁵ U	9.6E-03 \pm 9.9E-03			²³⁵ U	1.6E-02 \pm 1.3E-02	
	²³⁸ U	1.2E-01 \pm 4.4E-02			²³⁸ U	1.3E-01 \pm 4.5E-02	
	⁶⁵ Zn	1.7E-03 \pm 1.5E-02	U		⁶⁵ Zn	-1.2E-02 \pm 1.8E-02	U
D021 (200-W)	¹⁴⁴ Ce	-5.1E-02 \pm 1.4E-01	U	D023 (200-W)	¹⁴⁴ Ce	1.2E-01 \pm 1.9E-01	U
	⁶⁰ Co	-3.2E-03 \pm 5.7E-03	U		⁶⁰ Co	1.0E-04 \pm 1.0E-03	U
	¹³⁴ Cs	3.4E-02 \pm 1.1E-02			¹³⁴ Cs	4.4E-02 \pm 2.0E-02	
	¹³⁷ Cs	6.7E-01 \pm 1.1E-01			¹³⁷ Cs	9.8E-01 \pm 1.5E-01	
	¹⁵² Eu	-6.5E-03 \pm 2.2E-02	U		¹⁵² Eu	2.4E-02 \pm 4.6E-02	U
	¹⁵⁴ Eu	-1.5E-02 \pm 2.1E-02	U		¹⁵⁴ Eu	-2.0E-02 \pm 3.3E-02	U
	¹⁵⁵ Eu	3.2E-02 \pm 3.4E-02	U		¹⁵⁵ Eu	4.3E-02 \pm 4.7E-02	U
	²³⁸ Pu	2.3E-02 \pm 4.0E-02	U		²³⁸ Pu	5.3E-03 \pm 8.0E-03	U
	^{239/240} Pu	9.6E-02 \pm 3.8E-02			^{239/240} Pu	2.5E-02 \pm 1.4E-02	
	¹⁰³ Ru	-5.7E-03 \pm 9.1E-03	U		¹⁰³ Ru	7.0E-03 \pm 1.6E-02	U
	¹⁰⁶ Ru	-1.3E-02 \pm 5.5E-02	U		¹⁰⁶ Ru	4.6E-03 \pm 4.6E-02	U
	¹²⁵ Sb	2.2E-02 \pm 1.9E-02	U		¹²⁵ Sb	-1.4E-02 \pm 3.3E-02	U
	¹¹³ Sn	-9.8E-03 \pm 9.8E-03	U		¹¹³ Sn	-1.8E-02 \pm 1.8E-02	U
	⁹⁰ Sr	-4.5E-01 \pm 4.5E-01	U		⁹⁰ Sr	2.1E-01 \pm 4.2E-01	U
	²³⁴ U	1.5E-01 \pm 4.5E-02			²³⁴ U	1.1E-01 \pm 3.6E-02	
	²³⁵ U	4.2E-03 \pm 6.0E-03	U		²³⁵ U	4.0E-03 \pm 5.7E-03	U
	²³⁸ U	1.2E-01 \pm 4.0E-02			²³⁸ U	9.6E-02 \pm 3.3E-02	
	⁶⁵ Zn	-6.2E-03 \pm 1.7E-02	U		⁶⁵ Zn	4.1E-03 \pm 2.9E-02	U

RQ = Result Qualifier. U = The analyte was analyzed for but not detected.

Table 3-4. 2007 Soil Sampling Results (pCi/g \pm total analytical uncertainty). (19 sheets total)

Location	Isotope	Result \pm Error	RQ*	Location	Isotope	Result \pm Error	RQ*
D025 (200-W)	¹⁴⁴ Ce	1.6E-02 \pm 1.6E-01	U	D027 (200-W)	¹⁴⁴ Ce	-3.9E-02 \pm 1.3E-01	U
	⁶⁰ Co	-1.0E-03 \pm 6.2E-03	U		⁶⁰ Co	2.7E-03 \pm 5.8E-03	U
	¹³⁴ Cs	3.2E-02 \pm 1.2E-02			¹³⁴ Cs	2.9E-02 \pm 1.3E-02	
	¹³⁷ Cs	3.2E+00 \pm 5.5E-01			¹³⁷ Cs	8.5E-01 \pm 1.4E-01	
	¹⁵² Eu	4.8E-03 \pm 3.3E-02	U		¹⁵² Eu	-1.4E-02 \pm 2.2E-02	U
	¹⁵⁴ Eu	4.9E-03 \pm 2.2E-02	U		¹⁵⁴ Eu	-2.1E-03 \pm 1.8E-02	U
	¹⁵⁵ Eu	1.4E-02 \pm 4.0E-02	U		¹⁵⁵ Eu	4.0E-02 \pm 2.9E-02	U
	²³⁸ Pu	1.7E-03 \pm 1.7E-03	U		²³⁸ Pu	1.9E-03 \pm 8.5E-03	U
	^{239/240} Pu	1.7E-01 \pm 4.9E-02			^{239/240} Pu	1.9E-02 \pm 1.3E-02	
	¹⁰³ Ru	4.9E-03 \pm 1.2E-02	U		¹⁰³ Ru	4.9E-04 \pm 4.9E-03	U
	¹⁰⁶ Ru	2.1E-03 \pm 2.1E-02	U		¹⁰⁶ Ru	-1.7E-02 \pm 5.2E-02	U
	¹²⁵ Sb	2.8E-03 \pm 2.6E-02	U		¹²⁵ Sb	1.2E-02 \pm 1.9E-02	U
	¹¹³ Sn	-7.9E-03 \pm 1.3E-02	U		¹¹³ Sn	-7.1E-03 \pm 9.6E-03	U
	⁹⁰ Sr	-4.9E-01 \pm 4.9E-01	U		⁹⁰ Sr	-7.8E-01 \pm 7.8E-01	U
	²³⁴ U	1.4E-01 \pm 5.0E-02			²³⁴ U	1.6E-01 \pm 5.4E-02	
	²³⁵ U	7.0E-03 \pm 1.2E-02	U		²³⁵ U	1.1E-02 \pm 1.0E-02	
	²³⁸ U	1.8E-01 \pm 6.1E-02			²³⁸ U	1.7E-01 \pm 5.8E-02	
	⁶⁵ Zn	-4.0E-03 \pm 1.7E-02	U		⁶⁵ Zn	-4.5E-04 \pm 4.5E-03	U
D029 (200-W)	¹⁴⁴ Ce	6.7E-02 \pm 1.9E-01	U	D031 (200-W)	¹⁴⁴ Ce	5.0E-03 \pm 5.0E-02	U
	⁶⁰ Co	-3.0E-03 \pm 9.6E-03	U		⁶⁰ Co	-2.7E-03 \pm 7.4E-03	U
	¹³⁴ Cs	4.1E-02 \pm 1.8E-02			¹³⁴ Cs	3.8E-02 \pm 1.4E-02	
	¹³⁷ Cs	2.5E+00 \pm 3.7E-01			¹³⁷ Cs	2.5E+00 \pm 4.6E-01	
	¹⁵² Eu	-1.7E-02 \pm 5.9E-02	U		¹⁵² Eu	-9.5E-03 \pm 3.5E-02	U
	¹⁵⁴ Eu	-7.7E-03 \pm 3.0E-02	U		¹⁵⁴ Eu	-1.0E-02 \pm 2.4E-02	U
	¹⁵⁵ Eu	4.7E-02 \pm 4.3E-02	U		¹⁵⁵ Eu	3.7E-02 \pm 3.8E-02	U
	²³⁸ Pu	2.9E-02 \pm 4.3E-02	U		²³⁸ Pu	-8.9E-03 \pm 2.5E-02	U
	^{239/240} Pu	8.0E-02 \pm 3.5E-02			^{239/240} Pu	1.4E-01 \pm 5.0E-02	
	¹⁰³ Ru	-9.7E-03 \pm 1.7E-02	U		¹⁰³ Ru	-1.2E-02 \pm 1.2E-02	U
	¹⁰⁶ Ru	-1.0E-02 \pm 1.0E-01	U		¹⁰⁶ Ru	-3.1E-03 \pm 3.1E-02	U
	¹²⁵ Sb	-1.6E-02 \pm 3.5E-02	U		¹²⁵ Sb	1.3E-02 \pm 2.7E-02	U
	¹¹³ Sn	-2.3E-03 \pm 1.8E-02	U		¹¹³ Sn	4.0E-03 \pm 1.3E-02	U
	⁹⁰ Sr	-3.3E-01 \pm 4.1E-01	U		⁹⁰ Sr	-8.9E-02 \pm 4.3E-01	U
	²³⁴ U	2.3E-01 \pm 7.4E-02			²³⁴ U	1.6E-01 \pm 5.4E-02	
	²³⁵ U	1.5E-02 \pm 1.3E-02	U		²³⁵ U	1.7E-02 \pm 1.3E-02	
	²³⁸ U	2.4E-01 \pm 7.7E-02			²³⁸ U	1.4E-01 \pm 4.8E-02	
	⁶⁵ Zn	-1.0E-02 \pm 2.7E-02	U		⁶⁵ Zn	-7.6E-03 \pm 2.1E-02	U

RQ = Result Qualifier. U = The analyte was analyzed for but not detected.

Table 3-4. 2007 Soil Sampling Results (pCi/g \pm total analytical uncertainty). (19 sheets total)

Location	Isotope	Result \pm Error	RQ*	Location	Isotope	Result \pm Error	RQ*
D033 (200-W)	¹⁴⁴ Ce	-2.7E-03 \pm 2.7E-02	U	D035 (200-W)	¹⁴⁴ Ce	-5.6E-03 \pm 5.6E-02	U
	⁶⁰ Co	-4.0E-03 \pm 7.3E-03	U		⁶⁰ Co	4.6E-03 \pm 7.6E-03	U
	¹³⁴ Cs	4.8E-02 \pm 1.6E-02			¹³⁴ Cs	4.6E-02 \pm 1.5E-02	
	¹³⁷ Cs	1.5E+00 \pm 2.6E-01			¹³⁷ Cs	1.4E+01 \pm 2.3E+00	
	¹⁵² Eu	-9.3E-03 \pm 2.9E-02	U		¹⁵² Eu	2.2E-02 \pm 4.2E-02	U
	¹⁵⁴ Eu	-8.9E-03 \pm 2.4E-02	U		¹⁵⁴ Eu	-3.6E-02 \pm 3.6E-02	U
	¹⁵⁵ Eu	7.1E-02 \pm 4.2E-02			¹⁵⁵ Eu	2.9E-02 \pm 4.6E-02	U
	²³⁸ Pu	2.2E-02 \pm 4.4E-02	U		²³⁸ Pu	1.9E-03 \pm 1.9E-03	U
	^{239/240} Pu	4.9E-02 \pm 2.5E-02			^{239/240} Pu	4.8E-02 \pm 2.3E-02	
	¹⁰³ Ru	7.3E-03 \pm 1.1E-02	U		¹⁰³ Ru	-1.2E-03 \pm 1.2E-02	U
	¹⁰⁶ Ru	-5.4E-02 \pm 7.3E-02	U		¹⁰⁶ Ru	1.7E-02 \pm 1.1E-01	U
	¹²⁵ Sb	1.2E-02 \pm 2.3E-02	U		¹²⁵ Sb	-8.1E-03 \pm 4.5E-02	U
	¹¹³ Sn	-4.3E-03 \pm 1.2E-02	U		¹¹³ Sn	-5.0E-03 \pm 2.1E-02	U
	⁹⁰ Sr	-3.3E-01 \pm 4.7E-01	U		⁹⁰ Sr	-1.2E-01 \pm 4.3E-01	U
	²³⁴ U	1.6E-01 \pm 5.4E-02			²³⁴ U	1.2E-01 \pm 4.4E-02	
	²³⁵ U	1.6E-02 \pm 1.3E-02			²³⁵ U	1.4E-02 \pm 1.2E-02	
	²³⁸ U	1.8E-01 \pm 5.9E-02			²³⁸ U	1.2E-01 \pm 4.6E-02	
	⁶⁵ Zn	2.0E-02 \pm 2.1E-02	U		⁶⁵ Zn	-6.7E-04 \pm 6.7E-03	U
D037 (200-W)	¹⁴⁴ Ce	-6.9E-03 \pm 6.9E-02	U	D039 (200-W)	¹⁴⁴ Ce	9.1E-02 \pm 1.5E-01	U
	⁶⁰ Co	-4.4E-03 \pm 6.4E-03	U		⁶⁰ Co	-1.6E-03 \pm 6.0E-03	U
	¹³⁴ Cs	3.0E-02 \pm 1.3E-02			¹³⁴ Cs	4.1E-02 \pm 1.1E-02	
	¹³⁷ Cs	1.2E+00 \pm 2.0E-01			¹³⁷ Cs	1.7E+00 \pm 2.9E-01	
	¹⁵² Eu	-7.9E-03 \pm 2.0E-02	U		¹⁵² Eu	-1.1E-02 \pm 2.9E-02	U
	¹⁵⁴ Eu	-2.0E-02 \pm 2.1E-02	U		¹⁵⁴ Eu	6.9E-03 \pm 2.0E-02	U
	¹⁵⁵ Eu	5.1E-02 \pm 3.6E-02			¹⁵⁵ Eu	-1.1E-02 \pm 3.7E-02	U
	²³⁸ Pu	-6.7E-03 \pm 3.5E-02	U		²³⁸ Pu	1.2E-02 \pm 4.0E-02	U
	^{239/240} Pu	2.2E-02 \pm 1.8E-02	U		^{239/240} Pu	5.2E-01 \pm 1.6E-01	
	¹⁰³ Ru	8.4E-03 \pm 9.1E-03	U		¹⁰³ Ru	4.3E-03 \pm 9.8E-03	U
	¹⁰⁶ Ru	3.3E-03 \pm 3.3E-02	U		¹⁰⁶ Ru	-7.2E-03 \pm 6.1E-02	U
	¹²⁵ Sb	-7.3E-04 \pm 7.3E-03	U		¹²⁵ Sb	4.5E-03 \pm 2.1E-02	U
	¹¹³ Sn	-5.8E-03 \pm 9.6E-03	U		¹¹³ Sn	-6.4E-03 \pm 1.1E-02	U
	⁹⁰ Sr	-3.3E-01 \pm 4.3E-01	U		⁹⁰ Sr	1.1E-02 \pm 1.1E-01	U
	²³⁴ U	7.5E-02 \pm 3.8E-02			²³⁴ U	1.4E-01 \pm 4.9E-02	
	²³⁵ U	1.1E-02 \pm 1.6E-02	U		²³⁵ U	-8.9E-03 \pm 1.8E-02	U
	²³⁸ U	1.4E-01 \pm 5.0E-02			²³⁸ U	1.3E-01 \pm 4.7E-02	
	⁶⁵ Zn	1.7E-03 \pm 1.7E-02	U		⁶⁵ Zn	-8.9E-03 \pm 1.6E-02	U

RQ = Result Qualifier. U = The analyte was analyzed for but not detected.

Table 3-4. 2007 Soil Sampling Results (pCi/g \pm total analytical uncertainty). (19 sheets total)

Location	Isotope	Result \pm Error	RQ*	Location	Isotope	Result \pm Error	RQ*
D041 (200-W)	¹⁴⁴ Ce	1.3E-01 \pm 1.8E-01	U	D043 (200-W)	¹⁴⁴ Ce	6.8E-02 \pm 1.7E-01	U
	⁶⁰ Co	-7.7E-03 \pm 1.1E-02	U		⁶⁰ Co	-3.0E-03 \pm 6.6E-03	
	¹³⁴ Cs	5.9E-02 \pm 2.1E-02			¹³⁴ Cs	4.4E-02 \pm 1.3E-02	
	¹³⁷ Cs	2.4E-01 \pm 4.1E-02			¹³⁷ Cs	1.3E+00 \pm 2.2E-01	
	¹⁵² Eu	-8.1E-03 \pm 5.2E-02	U		¹⁵² Eu	-6.3E-03 \pm 4.0E-02	U
	¹⁵⁴ Eu	-1.3E-02 \pm 3.9E-02	U		¹⁵⁴ Eu	1.3E-03 \pm 1.3E-02	U
	¹⁵⁵ Eu	5.1E-02 \pm 4.5E-02	U		¹⁵⁵ Eu	-1.6E-02 \pm 4.3E-02	U
	²³⁸ Pu	-2.3E-03 \pm 2.3E-02	U		²³⁸ Pu	-4.5E-02 \pm 4.8E-02	U
	^{239/240} Pu	1.1E-02 \pm 1.4E-02	U		^{239/240} Pu	6.5E-02 \pm 3.1E-02	
	¹⁰³ Ru	-2.7E-03 \pm 1.4E-02	U		¹⁰³ Ru	-1.6E-03 \pm 1.0E-02	U
	¹⁰⁶ Ru	7.5E-03 \pm 7.5E-02	U		¹⁰⁶ Ru	-3.0E-03 \pm 3.0E-02	U
	¹²⁵ Sb	2.0E-02 \pm 3.0E-02	U		¹²⁵ Sb	1.9E-02 \pm 2.3E-02	U
	¹¹³ Sn	-7.5E-03 \pm 1.4E-02	U		¹¹³ Sn	-5.0E-03 \pm 1.1E-02	U
	⁹⁰ Sr	-6.3E-01 \pm 6.3E-01	U		⁹⁰ Sr	9.8E-01 \pm 4.3E-01	U
	²³⁴ U	1.6E-01 \pm 5.4E-02			²³⁴ U	3.5E-01 \pm 1.0E-01	
	²³⁵ U	2.2E-03 \pm 9.9E-03	U		²³⁵ U	1.9E-02 \pm 1.6E-02	
	²³⁸ U	1.5E-01 \pm 5.3E-02			²³⁸ U	4.2E-01 \pm 1.2E-01	
	⁶⁵ Zn	3.8E-03 \pm 2.8E-02	U		⁶⁵ Zn	4.2E-03 \pm 2.7E-02	U
D045 (200-W)	¹⁴⁴ Ce	1.3E-01 \pm 1.9E-01	U	D047 (200-W)	¹⁴⁴ Ce	-7.6E-04 \pm 7.6E-03	U
	⁶⁰ Co	-1.7E-03 \pm 6.8E-03	U		⁶⁰ Co	-6.8E-03 \pm 7.1E-03	U
	¹³⁴ Cs	3.1E-02 \pm 9.7E-03			¹³⁴ Cs	3.0E-02 \pm 1.3E-02	
	¹³⁷ Cs	6.6E+00 \pm 1.2E+00			¹³⁷ Cs	2.5E+00 \pm 4.2E-01	
	¹⁵² Eu	4.0E-03 \pm 4.0E-02	U		¹⁵² Eu	-9.0E-03 \pm 3.3E-02	U
	¹⁵⁴ Eu	-2.0E-02 \pm 2.2E-02	U		¹⁵⁴ Eu	-2.0E-02 \pm 2.6E-02	U
	¹⁵⁵ Eu	8.2E-02 \pm 5.8E-02			¹⁵⁵ Eu	3.0E-02 \pm 3.2E-02	U
	²³⁸ Pu	1.2E-01 \pm 9.4E-02	U		²³⁸ Pu	1.6E-02 \pm 3.2E-02	U
	^{239/240} Pu	7.3E+00 \pm 1.9E+00			^{239/240} Pu	1.3E-01 \pm 4.7E-02	
	¹⁰³ Ru	-1.2E-02 \pm 1.5E-02	U		¹⁰³ Ru	-2.2E-03 \pm 1.2E-02	U
	¹⁰⁶ Ru	1.7E-02 \pm 8.4E-02	U		¹⁰⁶ Ru	2.0E-02 \pm 7.3E-02	U
	¹²⁵ Sb	-1.3E-02 \pm 3.3E-02	U		¹²⁵ Sb	9.9E-03 \pm 2.5E-02	U
	¹¹³ Sn	4.8E-03 \pm 1.6E-02	U		¹¹³ Sn	1.0E-03 \pm 1.0E-02	U
	⁹⁰ Sr	9.6E-01 \pm 4.8E-01			⁹⁰ Sr	-2.9E-01 \pm 3.6E-01	U
	²³⁴ U	1.6E-01 \pm 5.8E-02			²³⁴ U	3.9E-01 \pm 1.2E-01	
	²³⁵ U	2.4E-02 \pm 1.8E-02			²³⁵ U	5.2E-02 \pm 2.8E-02	
	²³⁸ U	1.8E-01 \pm 6.1E-02			²³⁸ U	4.1E-01 \pm 1.2E-01	
	⁶⁵ Zn	1.6E-02 \pm 2.0E-02	U		⁶⁵ Zn	2.3E-02 \pm 2.0E-02	U

RQ = Result Qualifier. U = The analyte was analyzed for but not detected.

Table 3-4. 2007 Soil Sampling Results (pCi/g \pm total analytical uncertainty). (19 sheets total)

Location	Isotope	Result \pm Error	RQ*	Location	Isotope	Result \pm Error	RQ*
D049 (200-W)	¹⁴⁴ Ce	-1.8E-02 \pm 1.3E-01	U	D051 (200-W)	¹⁴⁴ Ce	-1.4E-01 \pm 1.6E-01	U
	⁶⁰ Co	-2.1E-03 \pm 6.0E-03	U		⁶⁰ Co	-2.0E-03 \pm 8.0E-03	U
	¹³⁴ Cs	3.1E-02 \pm 1.2E-02			¹³⁴ Cs	4.5E-02 \pm 1.5E-02	
	¹³⁷ Cs	4.3E-01 \pm 7.1E-02			¹³⁷ Cs	5.4E-01 \pm 9.1E-02	
	¹⁵² Eu	-1.5E-02 \pm 2.2E-02	U		¹⁵² Eu	-1.8E-02 \pm 2.9E-02	U
	¹⁵⁴ Eu	-1.7E-02 \pm 1.9E-02	U		¹⁵⁴ Eu	-2.7E-02 \pm 2.7E-02	U
	¹⁵⁵ Eu	3.5E-02 \pm 3.6E-02	U		¹⁵⁵ Eu	3.7E-02 \pm 3.8E-02	U
	²³⁸ Pu	-2.6E-03 \pm 2.6E-02	U		²³⁸ Pu	1.7E-02 \pm 2.4E-02	U
	^{239/240} Pu	3.9E-02 \pm 2.4E-02			^{239/240} Pu	2.8E-02 \pm 2.1E-02	
	¹⁰³ Ru	9.7E-04 \pm 8.3E-03	U		¹⁰³ Ru	3.1E-03 \pm 1.1E-02	U
	¹⁰⁶ Ru	-5.0E-03 \pm 5.0E-02	U		¹⁰⁶ Ru	2.8E-02 \pm 7.4E-02	U
	¹²⁵ Sb	9.2E-03 \pm 1.8E-02	U		¹²⁵ Sb	-5.2E-03 \pm 2.2E-02	U
	¹¹³ Sn	-7.3E-03 \pm 9.3E-03	U		¹¹³ Sn	-1.5E-02 \pm 1.5E-02	U
	⁹⁰ Sr	5.0E-02 \pm 4.5E-01	U		⁹⁰ Sr	2.8E-01 \pm 4.2E-01	U
	²³⁴ U	1.6E-01 \pm 5.4E-02			²³⁴ U	1.4E-01 \pm 5.0E-02	
	²³⁵ U	8.5E-03 \pm 8.8E-03			²³⁵ U	1.4E-02 \pm 1.3E-02	U
	²³⁸ U	1.3E-01 \pm 4.7E-02			²³⁸ U	1.7E-01 \pm 5.6E-02	
	⁶⁵ Zn	-1.3E-02 \pm 1.7E-02	U		⁶⁵ Zn	3.5E-02 \pm 2.2E-02	
D111 (Replicate of D051, 200-W)	¹⁴⁴ Ce	-3.5E-02 \pm 1.4E-01	U	D053 (200-E)	¹⁴⁴ Ce	-1.9E-01 \pm 1.9E-01	U
	⁶⁰ Co	-4.0E-03 \pm 5.9E-03	U		⁶⁰ Co	-1.1E-03 \pm 8.6E-03	U
	¹³⁴ Cs	3.8E-02 \pm 1.3E-02			¹³⁴ Cs	5.0E-02 \pm 1.5E-02	
	¹³⁷ Cs	5.3E-01 \pm 9.3E-02			¹³⁷ Cs	6.0E+00 \pm 9.8E-01	
	¹⁵² Eu	-1.8E-02 \pm 3.1E-02	U		¹⁵² Eu	-2.2E-02 \pm 3.4E-02	U
	¹⁵⁴ Eu	1.0E-03 \pm 1.0E-02	U		¹⁵⁴ Eu	7.3E-04 \pm 7.3E-03	U
	¹⁵⁵ Eu	1.0E-02 \pm 3.5E-02	U		¹⁵⁵ Eu	1.2E-02 \pm 4.1E-02	U
	²³⁸ Pu	1.6E-03 \pm 1.6E-03	U		²³⁸ Pu	2.0E-02 \pm 2.4E-02	U
	^{239/240} Pu	5.9E-02 \pm 2.3E-02			^{239/240} Pu	2.7E-02 \pm 1.8E-02	
	¹⁰³ Ru	3.1E-04 \pm 3.1E-03	U		¹⁰³ Ru	-6.6E-04 \pm 6.6E-03	U
	¹⁰⁶ Ru	4.0E-03 \pm 4.0E-02	U		¹⁰⁶ Ru	-4.3E-02 \pm 8.9E-02	U
	¹²⁵ Sb	6.3E-03 \pm 1.9E-02	U		¹²⁵ Sb	1.5E-02 \pm 3.5E-02	U
	¹¹³ Sn	-7.1E-03 \pm 9.3E-03	U		¹¹³ Sn	2.3E-03 \pm 1.7E-02	U
	⁹⁰ Sr	3.1E-01 \pm 4.2E-01	U		⁹⁰ Sr	1.1E-01 \pm 4.6E-01	U
	²³⁴ U	1.4E-01 \pm 4.9E-02			²³⁴ U	1.2E-01 \pm 4.4E-02	
	²³⁵ U	1.0E-02 \pm 1.1E-02	U		²³⁵ U	1.1E-02 \pm 1.0E-02	
	²³⁸ U	1.3E-01 \pm 4.5E-02			²³⁸ U	1.1E-01 \pm 4.1E-02	
	⁶⁵ Zn	1.2E-03 \pm 1.2E-02	U		⁶⁵ Zn	1.9E-02 \pm 2.3E-02	U

RQ = Result Qualifier. U = The analyte was analyzed for but not detected.

Table 3-4. 2007 Soil Sampling Results (pCi/g \pm total analytical uncertainty). (19 sheets total)

Location	Isotope	Result \pm Error	RQ*	Location	Isotope	Result \pm Error	RQ*
D055 (200-E)	¹⁴⁴ Ce	-1.7E-02 \pm 1.3E-01	U	D057 (200-E)	¹⁴⁴ Ce	3.2E-02 \pm 1.1E-01	U
	⁶⁰ Co	-5.6E-05 \pm 5.6E-04	U		⁶⁰ Co	2.3E-03 \pm 6.6E-03	U
	¹³⁴ Cs	3.4E-02 \pm 1.2E-02			¹³⁴ Cs	5.1E-02 \pm 1.4E-02	
	¹³⁷ Cs	1.0E+00 \pm 1.6E-01			¹³⁷ Cs	1.1E+00 \pm 1.8E-01	
	¹⁵² Eu	-2.0E-02 \pm 2.5E-02	U		¹⁵² Eu	-1.1E-02 \pm 2.5E-02	U
	¹⁵⁴ Eu	-2.1E-02 \pm 2.1E-02	U		¹⁵⁴ Eu	-1.5E-02 \pm 2.1E-02	U
	¹⁵⁵ Eu	2.2E-02 \pm 3.0E-02	U		¹⁵⁵ Eu	5.7E-02 \pm 3.8E-02	
	²³⁸ Pu	-4.5E-03 \pm 4.0E-02	U		²³⁸ Pu	-5.5E-03 \pm 4.0E-02	U
	^{239/240} Pu	2.3E-03 \pm 8.0E-03	U		^{239/240} Pu	5.5E-03 \pm 1.6E-02	U
	¹⁰³ Ru	-1.9E-03 \pm 8.4E-03	U		¹⁰³ Ru	-1.8E-03 \pm 9.0E-03	U
	¹⁰⁶ Ru	2.7E-02 \pm 6.3E-02	U		¹⁰⁶ Ru	-5.8E-02 \pm 6.1E-02	U
	¹²⁵ Sb	1.5E-02 \pm 2.0E-02	U		¹²⁵ Sb	-1.3E-02 \pm 2.0E-02	U
	¹¹³ Sn	-2.0E-03 \pm 9.8E-03	U		¹¹³ Sn	-8.7E-03 \pm 9.9E-03	U
	⁹⁰ Sr	-1.1E-01 \pm 4.4E-01	U		⁹⁰ Sr	-4.1E-01 \pm 4.2E-01	U
	²³⁴ U	1.3E-01 \pm 4.5E-02			²³⁴ U	1.4E-01 \pm 4.9E-02	
	²³⁵ U	1.3E-02 \pm 1.4E-02	U		²³⁵ U	8.8E-03 \pm 9.1E-03	
	²³⁸ U	1.4E-01 \pm 4.9E-02			²³⁸ U	1.9E-01 \pm 6.3E-02	
	⁶⁵ Zn	2.2E-02 \pm 1.8E-02	U		⁶⁵ Zn	-1.1E-02 \pm 1.8E-02	U
D059 (200-E)	¹⁴⁴ Ce	-3.4E-02 \pm 1.4E-01	U	D061 (200-E)	¹⁴⁴ Ce	7.4E-02 \pm 1.5E-01	U
	⁶⁰ Co	-8.9E-04 \pm 5.7E-03	U		⁶⁰ Co	1.0E-02 \pm 7.8E-03	U
	¹³⁴ Cs	4.3E-02 \pm 1.4E-02			¹³⁴ Cs	4.6E-02 \pm 1.4E-02	
	¹³⁷ Cs	2.0E-02 \pm 7.9E-03			¹³⁷ Cs	4.7E-01 \pm 8.2E-02	
	¹⁵² Eu	-2.6E-02 \pm 2.6E-02	U		¹⁵² Eu	-2.1E-02 \pm 2.6E-02	U
	¹⁵⁴ Eu	-7.1E-03 \pm 2.2E-02	U		¹⁵⁴ Eu	-1.0E-02 \pm 2.1E-02	U
	¹⁵⁵ Eu	3.9E-03 \pm 3.3E-02	U		¹⁵⁵ Eu	1.9E-02 \pm 3.6E-02	U
	²³⁸ Pu	1.2E-02 \pm 2.7E-02	U		²³⁸ Pu	-3.9E-03 \pm 1.5E-02	U
	^{239/240} Pu	-1.9E-03 \pm 8.5E-03	U		^{239/240} Pu	5.9E-03 \pm 6.9E-03	
	¹⁰³ Ru	-4.3E-03 \pm 7.5E-03	U		¹⁰³ Ru	1.3E-03 \pm 8.3E-03	U
	¹⁰⁶ Ru	3.5E-02 \pm 5.5E-02	U		¹⁰⁶ Ru	-3.6E-02 \pm 6.3E-02	U
	¹²⁵ Sb	3.8E-03 \pm 1.8E-02	U		¹²⁵ Sb	1.1E-02 \pm 2.0E-02	U
	¹¹³ Sn	-2.2E-03 \pm 8.7E-03	U		¹¹³ Sn	-6.9E-03 \pm 9.7E-03	U
	⁹⁰ Sr	1.4E-01 \pm 4.5E-01	U		⁹⁰ Sr	-1.1E-01 \pm 4.1E-01	U
	²³⁴ U	1.3E-01 \pm 4.5E-02			²³⁴ U	9.5E-02 \pm 4.0E-02	
	²³⁵ U	1.2E-02 \pm 1.0E-02			²³⁵ U	1.1E-02 \pm 1.2E-02	U
	²³⁸ U	1.4E-01 \pm 4.9E-02			²³⁸ U	1.2E-01 \pm 4.4E-02	
	⁶⁵ Zn	6.9E-03 \pm 1.6E-02	U		⁶⁵ Zn	-5.9E-03 \pm 1.8E-02	U

RQ = Result Qualifier. U = The analyte was analyzed for but not detected.

Table 3-4. 2007 Soil Sampling Results (pCi/g \pm total analytical uncertainty). (19 sheets total)

Location	Isotope	Result \pm Error	RQ*	Location	Isotope	Result \pm Error	RQ*
D063 (200-E)	¹⁴⁴ Ce	-1.0E-01 \pm 2.2E-01	U	D065 (200-E)	¹⁴⁴ Ce	9.2E-02 \pm 1.5E-01	U
	⁶⁰ Co	2.5E-03 \pm 1.2E-02	U		⁶⁰ Co	-6.6E-04 \pm 6.6E-03	U
	¹³⁴ Cs	4.7E-02 \pm 2.4E-02			¹³⁴ Cs	3.7E-02 \pm 1.1E-02	
	¹³⁷ Cs	2.7E-01 \pm 5.3E-02			¹³⁷ Cs	1.4E+00 \pm 3.1E-01	
	¹⁵² Eu	-9.7E-03 \pm 4.6E-02	U		¹⁵² Eu	5.5E-03 \pm 2.8E-02	U
	¹⁵⁴ Eu	-5.7E-03 \pm 4.5E-02	U		¹⁵⁴ Eu	-1.8E-03 \pm 1.8E-02	U
	¹⁵⁵ Eu	2.8E-02 \pm 4.7E-02	U		¹⁵⁵ Eu	5.6E-02 \pm 4.0E-02	U
	²³⁸ Pu	-5.6E-03 \pm 8.5E-03	U		²³⁸ Pu	-2.5E-02 \pm 3.7E-02	U
	^{239/240} Pu	1.1E-02 \pm 9.2E-03			^{239/240} Pu	1.2E-02 \pm 1.2E-02	U
	¹⁰³ Ru	6.2E-03 \pm 1.6E-02	U		¹⁰³ Ru	-1.1E-02 \pm 1.1E-02	U
	¹⁰⁶ Ru	7.5E-02 \pm 1.5E-01	U		¹⁰⁶ Ru	-3.6E-02 \pm 6.7E-02	U
	¹²⁵ Sb	-1.1E-02 \pm 3.7E-02	U		¹²⁵ Sb	-1.7E-02 \pm 2.1E-02	U
	¹¹³ Sn	-6.4E-03 \pm 1.8E-02	U		¹¹³ Sn	4.6E-03 \pm 9.9E-03	U
	⁹⁰ Sr	-9.1E-02 \pm 4.6E-01	U		⁹⁰ Sr	-2.4E-01 \pm 4.3E-01	U
	²³⁴ U	2.5E-01 \pm 8.2E-02			²³⁴ U	1.3E-01 \pm 5.2E-02	
	²³⁵ U	2.0E-02 \pm 1.8E-02	U		²³⁵ U	2.2E-03 \pm 1.3E-02	U
	²³⁸ U	2.5E-01 \pm 8.0E-02			²³⁸ U	1.1E-01 \pm 4.2E-02	
	⁶⁵ Zn	2.8E-02 \pm 3.3E-02	U		⁶⁵ Zn	1.1E-02 \pm 1.9E-02	U
D067 (200-E)	¹⁴⁴ Ce	2.9E-02 \pm 1.0E-01	U	D069 (200-E)	¹⁴⁴ Ce	-3.1E-02 \pm 1.4E-01	U
	⁶⁰ Co	5.4E-03 \pm 4.8E-03	U		⁶⁰ Co	-8.7E-03 \pm 8.7E-03	U
	¹³⁴ Cs	3.7E-02 \pm 9.9E-03			¹³⁴ Cs	3.6E-02 \pm 1.4E-02	
	¹³⁷ Cs	1.8E-02 \pm 7.9E-03			¹³⁷ Cs	1.2E-01 \pm 2.5E-02	
	¹⁵² Eu	7.8E-03 \pm 1.8E-02	U		¹⁵² Eu	-5.6E-03 \pm 2.5E-02	U
	¹⁵⁴ Eu	-5.5E-03 \pm 1.6E-02	U		¹⁵⁴ Eu	-2.4E-02 \pm 2.4E-02	U
	¹⁵⁵ Eu	1.4E-02 \pm 2.5E-02	U		¹⁵⁵ Eu	1.3E-02 \pm 3.1E-02	U
	²³⁸ Pu	4.6E-02 \pm 4.5E-02	U		²³⁸ Pu	-1.2E-02 \pm 4.2E-02	U
	^{239/240} Pu	2.3E-03 \pm 2.3E-03	U		^{239/240} Pu	9.8E-03 \pm 1.2E-02	U
	¹⁰³ Ru	-1.6E-04 \pm 1.6E-03	U		¹⁰³ Ru	-5.7E-03 \pm 8.6E-03	U
	¹⁰⁶ Ru	3.0E-02 \pm 4.4E-02	U		¹⁰⁶ Ru	1.5E-02 \pm 6.3E-02	U
	¹²⁵ Sb	1.0E-02 \pm 1.5E-02	U		¹²⁵ Sb	-1.0E-02 \pm 1.9E-02	U
	¹¹³ Sn	-1.2E-02 \pm 1.2E-02	U		¹¹³ Sn	-3.8E-03 \pm 9.3E-03	U
	⁹⁰ Sr	1.9E-01 \pm 4.8E-01	U		⁹⁰ Sr	1.9E-01 \pm 4.6E-01	U
	²³⁴ U	1.7E-01 \pm 5.6E-02			²³⁴ U	1.9E-01 \pm 6.3E-02	
	²³⁵ U	2.3E-02 \pm 1.5E-02			²³⁵ U	6.8E-03 \pm 1.0E-02	U
	²³⁸ U	2.1E-01 \pm 6.7E-02			²³⁸ U	1.4E-01 \pm 4.9E-02	
	⁶⁵ Zn	-1.0E-02 \pm 1.4E-02	U		⁶⁵ Zn	1.0E-02 \pm 2.0E-02	U

RQ = Result Qualifier. U = The analyte was analyzed for but not detected.

Table 3-4. 2007 Soil Sampling Results (pCi/g \pm total analytical uncertainty). (19 sheets total)

Location	Isotope	Result \pm Error	RQ*	Location	Isotope	Result \pm Error	RQ*
D071 (200-E)	¹⁴⁴ Ce	-3.8E-03 \pm 3.8E-02	U	D073 (200-E)	¹⁴⁴ Ce	-3.3E-02 \pm 1.7E-01	U
	⁶⁰ Co	-9.3E-04 \pm 6.1E-03	U		⁶⁰ Co	4.5E-03 \pm 4.9E-03	U
	¹³⁴ Cs	2.9E-02 \pm 8.8E-03			¹³⁴ Cs	2.7E-02 \pm 1.0E-02	
	¹³⁷ Cs	2.4E-01 \pm 4.1E-02			¹³⁷ Cs	9.1E+00 \pm 1.5E+00	
	¹⁵² Eu	-8.0E-03 \pm 2.1E-02	U		¹⁵² Eu	-3.2E-02 \pm 3.6E-02	U
	¹⁵⁴ Eu	-1.1E-02 \pm 1.9E-02	U		¹⁵⁴ Eu	4.1E-03 \pm 1.8E-02	U
	¹⁵⁵ Eu	4.7E-02 \pm 3.4E-02			¹⁵⁵ Eu	1.8E-02 \pm 4.3E-02	U
	²³⁸ Pu	-1.6E-02 \pm 4.9E-02	U		²³⁸ Pu	6.9E-03 \pm 8.6E-03	U
	^{239/240} Pu	-1.6E-02 \pm 1.6E-02	U		^{239/240} Pu	1.7E-03 \pm 3.4E-03	U
	¹⁰³ Ru	-2.8E-03 \pm 7.1E-03	U		¹⁰³ Ru	-8.1E-04 \pm 8.1E-03	U
	¹⁰⁶ Ru	-9.5E-04 \pm 9.5E-03	U		¹⁰⁶ Ru	3.0E-02 \pm 8.0E-02	U
	¹²⁵ Sb	1.0E-02 \pm 1.6E-02	U		¹²⁵ Sb	3.2E-03 \pm 3.2E-02	U
	¹¹³ Sn	-2.2E-03 \pm 8.0E-03	U		¹¹³ Sn	-7.5E-03 \pm 1.8E-02	U
	⁹⁰ Sr	-2.3E-01 \pm 4.6E-01	U		⁹⁰ Sr	-6.7E-02 \pm 4.0E-01	U
	²³⁴ U	1.6E-01 \pm 5.4E-02			²³⁴ U	1.0E-01 \pm 3.8E-02	
	²³⁵ U	4.6E-03 \pm 6.6E-03	U		²³⁵ U	6.5E-03 \pm 7.7E-03	
	²³⁸ U	1.6E-01 \pm 5.4E-02			²³⁸ U	1.1E-01 \pm 4.1E-02	
	⁶⁵ Zn	1.2E-02 \pm 1.6E-02	U		⁶⁵ Zn	4.7E-03 \pm 1.4E-02	U
D075 (200-E)	¹⁴⁴ Ce	1.5E-01 \pm 1.6E-01	U	D077 (200-E)	¹⁴⁴ Ce	-6.5E-02 \pm 1.2E-01	U
	⁶⁰ Co	-2.8E-03 \pm 9.6E-03	U		⁶⁰ Co	-2.2E-04 \pm 2.2E-03	U
	¹³⁴ Cs	3.6E-02 \pm 1.8E-02			¹³⁴ Cs	3.8E-02 \pm 1.4E-02	
	¹³⁷ Cs	1.9E-01 \pm 3.5E-02			¹³⁷ Cs	3.4E-01 \pm 6.3E-02	
	¹⁵² Eu	8.3E-03 \pm 3.9E-02	U		¹⁵² Eu	2.4E-03 \pm 2.4E-02	U
	¹⁵⁴ Eu	-2.3E-02 \pm 3.0E-02	U		¹⁵⁴ Eu	-1.3E-02 \pm 1.9E-02	U
	¹⁵⁵ Eu	9.9E-03 \pm 3.4E-02	U		¹⁵⁵ Eu	4.6E-02 \pm 3.6E-02	U
	²³⁸ Pu	4.2E-03 \pm 2.2E-02	U		²³⁸ Pu	3.6E-03 \pm 8.9E-03	U
	^{239/240} Pu	8.4E-03 \pm 1.5E-02	U		^{239/240} Pu	3.6E-02 \pm 1.8E-02	
	¹⁰³ Ru	5.2E-05 \pm 5.2E-04	U		¹⁰³ Ru	4.0E-04 \pm 4.0E-03	U
	¹⁰⁶ Ru	-7.0E-02 \pm 9.8E-02	U		¹⁰⁶ Ru	-1.4E-02 \pm 5.4E-02	U
	¹²⁵ Sb	1.9E-02 \pm 2.6E-02	U		¹²⁵ Sb	8.0E-04 \pm 8.0E-03	U
	¹¹³ Sn	6.1E-03 \pm 1.3E-02	U		¹¹³ Sn	-8.4E-03 \pm 8.4E-03	U
	⁹⁰ Sr	1.7E-01 \pm 4.4E-01	U		⁹⁰ Sr	-2.0E-01 \pm 4.2E-01	U
	²³⁴ U	1.4E-01 \pm 5.0E-02			²³⁴ U	1.0E-01 \pm 3.9E-02	
	²³⁵ U	1.4E-02 \pm 1.2E-02			²³⁵ U	1.4E-02 \pm 1.4E-02	U
	²³⁸ U	1.0E-01 \pm 3.8E-02			²³⁸ U	1.2E-01 \pm 4.4E-02	
	⁶⁵ Zn	1.1E-02 \pm 3.7E-02	U		⁶⁵ Zn	-9.0E-03 \pm 1.7E-02	U

RQ = Result Qualifier. U = The analyte was analyzed for but not detected.

Table 3-4. 2007 Soil Sampling Results (pCi/g \pm total analytical uncertainty). (19 sheets total)

Location	Isotope	Result \pm Error	RQ*	Location	Isotope	Result \pm Error	RQ*
D079 (200-E)	¹⁴⁴ Ce	2.1E-02 \pm 1.3E-01	U	D081 (600 Area)	¹⁴⁴ Ce	-1.4E-02 \pm 1.4E-01	U
	⁶⁰ Co	-2.3E-03 \pm 6.3E-03	U		⁶⁰ Co	3.2E-03 \pm 8.9E-03	U
	¹³⁴ Cs	3.6E-02 \pm 1.3E-02			¹³⁴ Cs	4.9E-02 \pm 1.5E-02	
	¹³⁷ Cs	5.5E-01 \pm 9.1E-02			¹³⁷ Cs	9.5E-03 \pm 9.9E-03	U
	¹⁵² Eu	9.7E-03 \pm 2.2E-02	U		¹⁵² Eu	-5.4E-03 \pm 3.2E-02	U
	¹⁵⁴ Eu	-7.0E-03 \pm 2.2E-02	U		¹⁵⁴ Eu	-8.4E-03 \pm 3.0E-02	U
	¹⁵⁵ Eu	4.0E-02 \pm 3.8E-02	U		¹⁵⁵ Eu	3.2E-02 \pm 3.8E-02	U
	²³⁸ Pu	-1.6E-03 \pm 1.2E-02	U		²³⁸ Pu	9.4E-03 \pm 1.4E-02	U
	^{239/240} Pu	3.2E-02 \pm 1.6E-02			^{239/240} Pu	1.9E-03 \pm 1.9E-02	U
	¹⁰³ Ru	-4.7E-03 \pm 7.9E-03	U		¹⁰³ Ru	-8.2E-03 \pm 1.0E-02	U
	¹⁰⁶ Ru	-2.2E-02 \pm 5.5E-02	U		¹⁰⁶ Ru	2.9E-02 \pm 8.1E-02	U
	¹²⁵ Sb	5.5E-03 \pm 1.9E-02	U		¹²⁵ Sb	9.4E-03 \pm 2.4E-02	U
	¹¹³ Sn	-3.9E-03 \pm 9.3E-03	U		¹¹³ Sn	2.2E-03 \pm 1.2E-02	U
	⁹⁰ Sr	-6.8E-02 \pm 3.9E-01	U		⁹⁰ Sr	-2.3E-01 \pm 4.4E-01	U
	²³⁴ U	2.2E-01 \pm 7.3E-02			²³⁴ U	2.1E-01 \pm 6.7E-02	
	²³⁵ U	3.3E-02 \pm 1.9E-02			²³⁵ U	6.3E-03 \pm 7.4E-03	
	²³⁸ U	2.2E-01 \pm 7.3E-02			²³⁸ U	1.8E-01 \pm 5.9E-02	
	⁶⁵ Zn	-3.1E-03 \pm 2.5E-02	U		⁶⁵ Zn	4.8E-02 \pm 2.6E-02	
D083 (600 Area)	¹⁴⁴ Ce	-3.5E-02 \pm 1.2E-01	U	D085 (600 Area)	¹⁴⁴ Ce	6.3E-02 \pm 1.7E-01	U
	⁶⁰ Co	4.0E-03 \pm 7.4E-03	U		⁶⁰ Co	-6.4E-04 \pm 6.4E-03	U
	¹³⁴ Cs	4.0E-02 \pm 1.5E-02			¹³⁴ Cs	6.0E-02 \pm 1.7E-02	
	¹³⁷ Cs	3.6E-01 \pm 6.2E-02			¹³⁷ Cs	7.3E-01 \pm 1.3E-01	
	¹⁵² Eu	-7.2E-03 \pm 2.3E-02	U		¹⁵² Eu	2.2E-02 \pm 2.4E-02	U
	¹⁵⁴ Eu	-1.3E-02 \pm 2.9E-02	U		¹⁵⁴ Eu	-8.2E-03 \pm 2.2E-02	U
	¹⁵⁵ Eu	7.2E-02 \pm 4.6E-02			¹⁵⁵ Eu	2.1E-02 \pm 4.0E-02	U
	²³⁸ Pu	-3.3E-03 \pm 6.6E-03	U		²³⁸ Pu	3.6E-03 \pm 8.9E-03	U
	^{239/240} Pu	1.5E-02 \pm 1.0E-02			^{239/240} Pu	1.3E-02 \pm 1.0E-02	
	¹⁰³ Ru	-6.0E-03 \pm 8.4E-03	U		¹⁰³ Ru	-3.2E-03 \pm 8.3E-03	U
	¹⁰⁶ Ru	2.7E-02 \pm 6.4E-02	U		¹⁰⁶ Ru	-9.5E-02 \pm 9.5E-02	U
	¹²⁵ Sb	4.1E-03 \pm 2.0E-02	U		¹²⁵ Sb	-1.4E-02 \pm 2.2E-02	U
	¹¹³ Sn	-5.3E-03 \pm 9.8E-03	U		¹¹³ Sn	-5.4E-04 \pm 5.4E-03	U
	⁹⁰ Sr	1.5E-01 \pm 4.7E-01	U		⁹⁰ Sr	-2.0E-01 \pm 4.5E-01	U
	²³⁴ U	1.3E-01 \pm 4.7E-02			²³⁴ U	1.2E-01 \pm 4.9E-02	
	²³⁵ U	2.2E-03 \pm 1.2E-02	U		²³⁵ U	9.7E-03 \pm 1.7E-02	U
	²³⁸ U	1.0E-01 \pm 3.8E-02			²³⁸ U	1.1E-01 \pm 4.3E-02	
	⁶⁵ Zn	-6.8E-03 \pm 2.1E-02	U		⁶⁵ Zn	-9.0E-03 \pm 1.9E-02	U

RQ = Result Qualifier. U = The analyte was analyzed for but not detected.

Table 3-4. 2007 Soil Sampling Results (pCi/g \pm total analytical uncertainty). (19 sheets total)

Location	Isotope	Result \pm Error	RQ*	Location	Isotope	Result \pm Error	RQ*
D087 (600 Area)	¹⁴⁴ Ce	7.3E-02 \pm 1.8E-01	U	D089 (600 Area)	¹⁴⁴ Ce	-8.2E-02 \pm 1.8E-01	U
	⁶⁰ Co	5.9E-03 \pm 9.9E-03	U		⁶⁰ Co	-5.1E-03 \pm 9.8E-03	U
	¹³⁴ Cs	3.2E-02 \pm 1.6E-02			¹³⁴ Cs	4.5E-02 \pm 1.6E-02	
	¹³⁷ Cs	7.7E-02 \pm 2.1E-02			¹³⁷ Cs	1.1E+00 \pm 2.0E-01	
	¹⁵² Eu	-1.6E-02 \pm 4.4E-02	U		¹⁵² Eu	-1.8E-02 \pm 4.9E-02	U
	¹⁵⁴ Eu	-1.2E-02 \pm 3.3E-02	U		¹⁵⁴ Eu	5.2E-03 \pm 3.1E-02	U
	¹⁵⁵ Eu	5.1E-02 \pm 4.0E-02	U		¹⁵⁵ Eu	4.6E-02 \pm 4.5E-02	U
	²³⁸ Pu	-5.2E-03 \pm 2.3E-02	U		²³⁸ Pu	1.6E-03 \pm 1.6E-03	U
	^{239/240} Pu	1.0E-02 \pm 9.7E-03	U		^{239/240} Pu	1.7E-02 \pm 1.1E-02	
	¹⁰³ Ru	4.0E-03 \pm 1.1E-02	U		¹⁰³ Ru	3.7E-03 \pm 1.0E-02	U
	¹⁰⁶ Ru	-3.3E-02 \pm 1.1E-01	U		¹⁰⁶ Ru	-9.9E-03 \pm 8.2E-02	U
	¹²⁵ Sb	9.1E-03 \pm 2.8E-02	U		¹²⁵ Sb	-6.4E-03 \pm 2.6E-02	U
	¹¹³ Sn	-3.2E-03 \pm 1.6E-02	U		¹¹³ Sn	7.4E-03 \pm 1.2E-02	U
	⁹⁰ Sr	1.4E-01 \pm 5.0E-01			⁹⁰ Sr	-1.3E-01 \pm 4.2E-01	U
	²³⁴ U	1.2E-01 \pm 4.4E-02			²³⁴ U	1.3E-01 \pm 4.8E-02	
	²³⁵ U	9.1E-03 \pm 9.4E-03			²³⁵ U	1.6E-02 \pm 1.4E-02	U
	²³⁸ U	1.7E-01 \pm 5.8E-02			²³⁸ U	1.5E-01 \pm 5.3E-02	
	⁶⁵ Zn	-1.2E-02 \pm 2.8E-02	U		⁶⁵ Zn	8.4E-03 \pm 2.5E-02	U
D091 (600 Area)	¹⁴⁴ Ce	-1.5E-01 \pm 1.8E-01	U	D093 (600 Area)	¹⁴⁴ Ce	6.9E-02 \pm 1.4E-01	U
	⁶⁰ Co	1.8E-04 \pm 1.8E-03	U		⁶⁰ Co	8.6E-04 \pm 7.7E-03	U
	¹³⁴ Cs	4.2E-02 \pm 1.5E-02			¹³⁴ Cs	3.4E-02 \pm 1.4E-02	
	¹³⁷ Cs	8.3E-01 \pm 1.3E-01			¹³⁷ Cs	3.0E-01 \pm 5.4E-02	
	¹⁵² Eu	-4.6E-02 \pm 4.6E-02	U		¹⁵² Eu	-1.4E-02 \pm 2.5E-02	U
	¹⁵⁴ Eu	-1.6E-02 \pm 3.2E-02	U		¹⁵⁴ Eu	1.0E-02 \pm 2.8E-02	U
	¹⁵⁵ Eu	5.2E-02 \pm 4.0E-02	U		¹⁵⁵ Eu	2.1E-02 \pm 3.3E-02	U
	²³⁸ Pu	4.9E-03 \pm 7.4E-03	U		²³⁸ Pu	-1.9E-03 \pm 8.5E-03	U
	^{239/240} Pu	3.3E-03 \pm 4.7E-03	U		^{239/240} Pu	1.9E-02 \pm 1.3E-02	
	¹⁰³ Ru	-4.4E-03 \pm 1.2E-02	U		¹⁰³ Ru	4.4E-03 \pm 8.1E-03	U
	¹⁰⁶ Ru	-3.1E-02 \pm 1.0E-01	U		¹⁰⁶ Ru	-6.3E-02 \pm 6.7E-02	U
	¹²⁵ Sb	9.6E-03 \pm 3.1E-02	U		¹²⁵ Sb	6.9E-03 \pm 2.0E-02	U
	¹¹³ Sn	-1.4E-02 \pm 1.4E-02	U		¹¹³ Sn	7.7E-03 \pm 9.6E-03	U
	⁹⁰ Sr	-3.4E-01 \pm 4.5E-01	U		⁹⁰ Sr	1.1E-01 \pm 4.5E-01	U
	²³⁴ U	1.8E-01 \pm 7.4E-02			²³⁴ U	1.1E-01 \pm 4.3E-02	
	²³⁵ U	-2.7E-02 \pm 2.7E-02	U		²³⁵ U	8.6E-03 \pm 1.1E-02	U
	²³⁸ U	2.1E-01 \pm 7.1E-02			²³⁸ U	1.4E-01 \pm 4.9E-02	
	⁶⁵ Zn	-1.5E-02 \pm 2.7E-02	U		⁶⁵ Zn	2.5E-02 \pm 2.1E-02	U

RQ = Result Qualifier. U = The analyte was analyzed for but not detected.

Table 3-4. 2007 Soil Sampling Results (pCi/g \pm total analytical uncertainty). (19 sheets total)

Location	Isotope	Result \pm Error	RQ*	Location	Isotope	Result \pm Error	RQ*
D095 (600 Area)	¹⁴⁴ Ce	-1.2E-03 \pm 1.2E-02	U	D097 (600 Area)	¹⁴⁴ Ce	4.9E-02 \pm 1.2E-01	U
	⁶⁰ Co	9.3E-04 \pm 7.5E-03	U		⁶⁰ Co	1.3E-03 \pm 6.5E-03	U
	¹³⁴ Cs	4.7E-02 \pm 1.5E-02			¹³⁴ Cs	4.1E-02 \pm 1.3E-02	
	¹³⁷ Cs	9.9E-01 \pm 1.6E-01			¹³⁷ Cs	2.8E-02 \pm 1.1E-02	
	¹⁵² Eu	-2.7E-02 \pm 2.7E-02	U		¹⁵² Eu	-1.6E-02 \pm 2.2E-02	U
	¹⁵⁴ Eu	-2.7E-02 \pm 2.7E-02	U		¹⁵⁴ Eu	9.0E-03 \pm 2.4E-02	U
	¹⁵⁵ Eu	4.8E-02 \pm 4.7E-02	U		¹⁵⁵ Eu	3.3E-02 \pm 3.4E-02	U
	²³⁸ Pu	9.2E-03 \pm 9.4E-03			²³⁸ Pu	-5.5E-03 \pm 1.2E-02	U
	^{239/240} Pu	2.3E-02 \pm 1.5E-02			^{239/240} Pu	3.7E-03 \pm 5.3E-03	U
	¹⁰³ Ru	8.5E-04 \pm 8.5E-03	U		¹⁰³ Ru	3.5E-03 \pm 6.6E-03	U
	¹⁰⁶ Ru	9.9E-03 \pm 6.7E-02	U		¹⁰⁶ Ru	-2.0E-02 \pm 5.7E-02	U
	¹²⁵ Sb	1.6E-02 \pm 2.2E-02	U		¹²⁵ Sb	7.7E-03 \pm 1.7E-02	U
	¹¹³ Sn	-7.7E-03 \pm 1.0E-02	U		¹¹³ Sn	-1.1E-02 \pm 1.1E-02	U
	⁹⁰ Sr	-3.9E-02 \pm 3.9E-01	U		⁹⁰ Sr	-1.4E+00 \pm 1.4E+00	
	²³⁴ U	1.9E-01 \pm 6.7E-02			²³⁴ U	1.2E-01 \pm 4.6E-02	
	²³⁵ U	1.0E-02 \pm 1.4E-02	U		²³⁵ U	9.8E-03 \pm 1.2E-02	U
	²³⁸ U	1.4E-01 \pm 5.2E-02			²³⁸ U	1.1E-01 \pm 4.3E-02	
	⁶⁵ Zn	3.3E-03 \pm 2.0E-02	U		⁶⁵ Zn	1.0E-02 \pm 1.8E-02	U
D099 (600 Area)	¹⁴⁴ Ce	1.5E-02 \pm 1.2E-01	U	D101 (600 Area)	¹⁴⁴ Ce	3.1E-02 \pm 1.4E-01	U
	⁶⁰ Co	-2.3E-03 \pm 7.7E-03	U		⁶⁰ Co	4.4E-04 \pm 4.4E-03	U
	¹³⁴ Cs	3.8E-02 \pm 1.3E-02			¹³⁴ Cs	4.2E-02 \pm 1.4E-02	
	¹³⁷ Cs	2.7E-01 \pm 4.9E-02			¹³⁷ Cs	1.4E-01 \pm 2.7E-02	
	¹⁵² Eu	-1.4E-02 \pm 2.2E-02	U		¹⁵² Eu	-1.4E-02 \pm 2.9E-02	U
	¹⁵⁴ Eu	7.2E-03 \pm 2.5E-02	U		¹⁵⁴ Eu	2.0E-02 \pm 1.5E-02	U
	¹⁵⁵ Eu	3.3E-02 \pm 4.1E-02	U		¹⁵⁵ Eu	5.3E-02 \pm 4.1E-02	U
	²³⁸ Pu	-2.0E-03 \pm 1.1E-02	U		²³⁸ Pu	6.2E-03 \pm 1.2E-02	U
	^{239/240} Pu	1.0E-02 \pm 9.2E-03			^{239/240} Pu	1.4E-02 \pm 1.1E-02	
	¹⁰³ Ru	2.2E-03 \pm 7.5E-03	U		¹⁰³ Ru	-1.0E-03 \pm 7.0E-03	U
	¹⁰⁶ Ru	1.7E-02 \pm 6.3E-02	U		¹⁰⁶ Ru	6.9E-03 \pm 5.6E-02	U
	¹²⁵ Sb	7.7E-03 \pm 2.0E-02	U		¹²⁵ Sb	1.3E-02 \pm 1.8E-02	U
	¹¹³ Sn	-3.4E-03 \pm 1.1E-02	U		¹¹³ Sn	7.6E-04 \pm 7.6E-03	U
	⁹⁰ Sr	-7.3E-01 \pm 7.3E-01	U		⁹⁰ Sr	-3.2E-01 \pm 4.7E-01	U
	²³⁴ U	1.5E-01 \pm 5.6E-02			²³⁴ U	8.8E-02 \pm 4.6E-02	
	²³⁵ U	1.1E-02 \pm 1.1E-02			²³⁵ U	7.0E-03 \pm 1.8E-02	U
	²³⁸ U	1.0E-01 \pm 4.1E-02			²³⁸ U	9.2E-02 \pm 3.8E-02	
	⁶⁵ Zn	-4.4E-03 \pm 2.0E-02	U		⁶⁵ Zn	-2.0E-02 \pm 2.0E-02	U

RQ = Result Qualifier. U = The analyte was analyzed for but not detected.

Table 3-4. 2007 Soil Sampling Results (pCi/g \pm total analytical uncertainty). (19 sheets total)

Location	Isotope	Result \pm Error	RQ*	Location	Isotope	Result \pm Error	RQ*
D103 (600 Area)	¹⁴⁴ Ce	7.5E-02 \pm 1.6E-01	U	D105 (600 Area)	¹⁴⁴ Ce	-4.6E-02 \pm 1.2E-01	U
	⁶⁰ Co	-4.7E-03 \pm 8.4E-03	U		⁶⁰ Co	-3.6E-05 \pm 3.6E-04	U
	¹³⁴ Cs	3.9E-02 \pm 1.6E-02			¹³⁴ Cs	3.2E-02 \pm 1.1E-02	
	¹³⁷ Cs	8.6E-01 \pm 2.0E-01			¹³⁷ Cs	1.5E-01 \pm 2.6E-02	
	¹⁵² Eu	-2.5E-02 \pm 2.9E-02	U		¹⁵² Eu	7.4E-03 \pm 2.3E-02	U
	¹⁵⁴ Eu	-6.9E-04 \pm 6.9E-03	U		¹⁵⁴ Eu	-1.7E-02 \pm 2.2E-02	U
	¹⁵⁵ Eu	6.4E-02 \pm 4.5E-02	U		¹⁵⁵ Eu	4.9E-02 \pm 3.5E-02	
	²³⁸ Pu	8.3E-03 \pm 9.0E-03	U		²³⁸ Pu	1.7E-03 \pm 1.1E-02	U
	^{239/240} Pu	1.5E-01 \pm 4.5E-02			^{239/240} Pu	2.8E-01 \pm 7.3E-02	
	¹⁰³ Ru	2.4E-03 \pm 9.3E-03	U		¹⁰³ Ru	5.3E-03 \pm 6.4E-03	U
	¹⁰⁶ Ru	-3.7E-02 \pm 7.0E-02	U		¹⁰⁶ Ru	-1.9E-02 \pm 5.2E-02	U
	¹²⁵ Sb	-9.7E-03 \pm 2.1E-02	U		¹²⁵ Sb	6.2E-03 \pm 1.7E-02	U
	¹¹³ Sn	-3.6E-03 \pm 9.9E-03	U		¹¹³ Sn	7.7E-03 \pm 9.3E-03	U
	⁹⁰ Sr	-3.6E-01 \pm 4.7E-01	U		⁹⁰ Sr	-7.0E-03 \pm 7.0E-02	U
	²³⁴ U	2.1E-01 \pm 6.9E-02			²³⁴ U	1.1E-01 \pm 4.2E-02	
	²³⁵ U	2.4E-02 \pm 1.7E-02			²³⁵ U	1.2E-02 \pm 1.3E-02	U
	²³⁸ U	2.3E-01 \pm 7.4E-02			²³⁸ U	1.3E-01 \pm 4.5E-02	
	⁶⁵ Zn	-4.9E-03 \pm 2.2E-02	U		⁶⁵ Zn	-4.5E-03 \pm 1.6E-02	U
D107 (600 Area)	¹⁴⁴ Ce	3.1E-02 \pm 1.4E-01	U	D109 (600 Area)	¹⁴⁴ Ce	-7.5E-02 \pm 1.1E-01	U
	⁶⁰ Co	-4.5E-03 \pm 6.5E-03	U		⁶⁰ Co	1.5E-03 \pm 6.2E-03	U
	¹³⁴ Cs	3.5E-02 \pm 1.3E-02			¹³⁴ Cs	4.0E-02 \pm 1.4E-02	
	¹³⁷ Cs	3.6E-01 \pm 6.0E-02			¹³⁷ Cs	5.8E-01 \pm 9.5E-02	
	¹⁵² Eu	5.9E-03 \pm 2.5E-02	U		¹⁵² Eu	6.5E-03 \pm 2.2E-02	U
	¹⁵⁴ Eu	2.0E-02 \pm 2.6E-02	U		¹⁵⁴ Eu	-2.4E-02 \pm 2.4E-02	U
	¹⁵⁵ Eu	7.1E-02 \pm 4.2E-02			¹⁵⁵ Eu	4.7E-02 \pm 3.7E-02	
	²³⁸ Pu	3.4E-03 \pm 2.4E-02	U		²³⁸ Pu	7.0E-03 \pm 1.2E-02	U
	^{239/240} Pu	1.4E-01 \pm 4.3E-02			^{239/240} Pu	4.3E-01 \pm 1.1E-01	
	¹⁰³ Ru	-1.6E-03 \pm 7.9E-03	U		¹⁰³ Ru	1.7E-03 \pm 7.0E-03	U
	¹⁰⁶ Ru	4.7E-03 \pm 4.7E-02	U		¹⁰⁶ Ru	-2.7E-02 \pm 5.7E-02	U
	¹²⁵ Sb	2.0E-03 \pm 2.0E-02	U		¹²⁵ Sb	3.3E-03 \pm 1.8E-02	U
	¹¹³ Sn	-6.8E-03 \pm 9.8E-03	U		¹¹³ Sn	1.9E-03 \pm 8.5E-03	U
	⁹⁰ Sr	-3.8E-01 \pm 4.3E-01	U		⁹⁰ Sr	2.8E-01 \pm 4.2E-01	U
	²³⁴ U	1.3E-01 \pm 5.1E-02			²³⁴ U	1.3E-01 \pm 4.7E-02	
	²³⁵ U	8.3E-03 \pm 1.3E-02	U		²³⁵ U	8.6E-03 \pm 8.9E-03	
	²³⁸ U	1.5E-01 \pm 5.6E-02			²³⁸ U	1.3E-01 \pm 4.7E-02	
	⁶⁵ Zn	-1.3E-02 \pm 1.9E-02	U		⁶⁵ Zn	1.2E-03 \pm 1.2E-02	U

RQ = Result Qualifier. U = The analyte was analyzed for but not detected.

Table 3-4. 2007 Soil Sampling Results (pCi/g \pm total analytical uncertainty). (19 sheets total)

Location	Isotope	Result \pm Error	RQ*	Location	Isotope	Result \pm Error	RQ*
D113 (Replicate of D081, 600 Area)	¹⁴⁴ Ce	1.1E-02 \pm 1.1E-01	U	D115 (Replicate of D093, 600 Area)	¹⁴⁴ Ce	-4.6E-03 \pm 4.6E-02	U
	⁶⁰ Co	5.5E-03 \pm 1.2E-02	U		⁶⁰ Co	-2.7E-03 \pm 5.6E-03	U
	¹³⁴ Cs	5.3E-02 \pm 2.7E-02			¹³⁴ Cs	3.4E-02 \pm 1.0E-02	
	¹³⁷ Cs	1.3E-05 \pm 1.3E-04	U		¹³⁷ Cs	2.1E-01 \pm 3.6E-02	
	¹⁵² Eu	-1.2E-03 \pm 1.2E-02	U		¹⁵² Eu	1.1E-05 \pm 1.1E-04	U
	¹⁵⁴ Eu	-6.9E-02 \pm 6.9E-02	U		¹⁵⁴ Eu	-3.1E-03 \pm 1.8E-02	U
	¹⁵⁵ Eu	7.9E-02 \pm 6.0E-02			¹⁵⁵ Eu	6.0E-03 \pm 2.8E-02	U
	²³⁸ Pu	5.2E-03 \pm 7.9E-03	U		²³⁸ Pu	1.5E-03 \pm 6.7E-03	U
	^{239/240} Pu	-3.5E-03 \pm 5.0E-03	U		^{239/240} Pu	4.5E-03 \pm 5.3E-03	
	¹⁰³ Ru	-2.9E-03 \pm 1.3E-02	U		¹⁰³ Ru	-2.2E-03 \pm 6.2E-03	U
	¹⁰⁶ Ru	-5.5E-02 \pm 1.3E-01	U		¹⁰⁶ Ru	6.4E-03 \pm 4.8E-02	U
	¹²⁵ Sb	-4.1E-02 \pm 4.1E-02	U		¹²⁵ Sb	2.0E-02 \pm 1.7E-02	U
	¹¹³ Sn	-8.6E-03 \pm 1.6E-02	U		¹¹³ Sn	-6.7E-03 \pm 7.7E-03	U
	⁹⁰ Sr	4.8E-01 \pm 4.8E-01			⁹⁰ Sr	1.1E-01 \pm 4.2E-01	U
	²³⁴ U	2.4E-01 \pm 7.4E-02			²³⁴ U	1.6E-01 \pm 5.3E-02	
	²³⁵ U	1.9E-02 \pm 1.3E-02			²³⁵ U	1.3E-02 \pm 1.0E-02	
	²³⁸ U	2.5E-01 \pm 7.8E-02			²³⁸ U	1.6E-01 \pm 5.3E-02	
	⁶⁵ Zn	2.0E-02 \pm 3.3E-02	U		⁶⁵ Zn	-1.2E-02 \pm 1.5E-02	U
D116 (300 Area)	¹⁴⁴ Ce	-7.9E-02 \pm 1.3E-01	U	D117 (300 Area)	¹⁴⁴ Ce	-4.7E-02 \pm 9.2E-02	U
	⁶⁰ Co	-2.2E-03 \pm 7.2E-03	U		⁶⁰ Co	4.1E-03 \pm 6.4E-03	U
	¹³⁴ Cs	3.9E-02 \pm 1.5E-02			¹³⁴ Cs	2.7E-02 \pm 8.5E-03	
	¹³⁷ Cs	1.6E-02 \pm 1.1E-02			¹³⁷ Cs	7.6E-03 \pm 6.8E-03	U
	¹⁵² Eu	1.4E-02 \pm 2.9E-02	U		¹⁵² Eu	-3.2E-03 \pm 1.9E-02	U
	¹⁵⁴ Eu	-2.1E-02 \pm 2.5E-02	U		¹⁵⁴ Eu	4.4E-03 \pm 2.1E-02	U
	¹⁵⁵ Eu	5.7E-02 \pm 4.2E-02			¹⁵⁵ Eu	3.9E-02 \pm 3.3E-02	U
	²³⁸ Pu	-6.9E-03 \pm 9.9E-03	U		²³⁸ Pu	-3.7E-03 \pm 7.4E-03	U
	^{239/240} Pu	1.7E-03 \pm 1.7E-02	U		^{239/240} Pu	5.5E-03 \pm 6.4E-03	
	¹⁰³ Ru	1.0E-03 \pm 8.2E-03	U		¹⁰³ Ru	6.4E-03 \pm 6.8E-03	U
	¹⁰⁶ Ru	-2.5E-02 \pm 6.7E-02	U		¹⁰⁶ Ru	-1.2E-02 \pm 5.2E-02	U
	¹²⁵ Sb	3.8E-03 \pm 1.9E-02	U		¹²⁵ Sb	1.7E-03 \pm 1.6E-02	U
	¹¹³ Sn	2.9E-03 \pm 9.4E-03	U		¹¹³ Sn	-3.3E-03 \pm 7.7E-03	U
	⁹⁰ Sr	-2.2E-01 \pm 2.6E-01	U		⁹⁰ Sr	-2.2E-01 \pm 2.7E-01	U
	²³⁴ U	2.3E-01 \pm 7.4E-02			²³⁴ U	3.1E-01 \pm 9.3E-02	
	²³⁵ U	2.3E-02 \pm 1.6E-02			²³⁵ U	3.4E-02 \pm 2.0E-02	
	²³⁸ U	2.1E-01 \pm 6.9E-02			²³⁸ U	3.4E-01 \pm 1.0E-01	
	⁶⁵ Zn	2.1E-02 \pm 2.1E-02	U		⁶⁵ Zn	2.5E-03 \pm 1.7E-02	U

RQ = Result Qualifier. U = The analyte was analyzed for but not detected.

Table 3-4. 2007 Soil Sampling Results (pCi/g \pm total analytical uncertainty). (19 sheets total)

Location	Isotope	Result \pm Error	RQ*	Location	Isotope	Result \pm Error	RQ*
D118 (300 Area)	¹⁴⁴ Ce	-3.3E-02 \pm 1.1E-01	U	D119 (300 Area)	¹⁴⁴ Ce	-2.8E-02 \pm 1.2E-01	U
	⁶⁰ Co	2.1E-03 \pm 5.8E-03	U		⁶⁰ Co	2.7E-03 \pm 5.7E-03	U
	¹³⁴ Cs	2.4E-02 \pm 8.5E-03			¹³⁴ Cs	2.8E-02 \pm 1.1E-02	
	¹³⁷ Cs	1.1E-01 \pm 2.1E-02			¹³⁷ Cs	1.0E-01 \pm 2.0E-02	
	¹⁵² Eu	-7.8E-03 \pm 2.0E-02	U		¹⁵² Eu	-7.4E-03 \pm 2.1E-02	U
	¹⁵⁴ Eu	-2.0E-02 \pm 2.2E-02	U		¹⁵⁴ Eu	2.2E-02 \pm 2.1E-02	U
	¹⁵⁵ Eu	4.0E-02 \pm 2.7E-02	U		¹⁵⁵ Eu	3.8E-02 \pm 3.1E-02	U
	²³⁸ Pu	1.5E-03 \pm 3.0E-03	U		²³⁸ Pu	2.1E-03 \pm 2.1E-02	U
	^{239/240} Pu	1.0E-02 \pm 7.9E-03			^{239/240} Pu	5.9E-02 \pm 2.5E-02	
	¹⁰³ Ru	8.7E-04 \pm 6.3E-03	U		¹⁰³ Ru	8.0E-04 \pm 6.4E-03	U
	¹⁰⁶ Ru	-4.6E-03 \pm 4.6E-02	U		¹⁰⁶ Ru	9.1E-04 \pm 9.1E-03	U
	¹²⁵ Sb	6.0E-03 \pm 1.6E-02	U		¹²⁵ Sb	1.0E-02 \pm 1.7E-02	U
	¹¹³ Sn	-8.8E-03 \pm 8.8E-03	U		¹¹³ Sn	-6.9E-03 \pm 7.9E-03	U
	⁹⁰ Sr	2.0E-01 \pm 2.6E-01	U		⁹⁰ Sr	-2.8E-01 \pm 2.8E-01	U
	²³⁴ U	5.9E-01 \pm 1.7E-01			²³⁴ U	3.9E+00 \pm 1.0E+00	
	²³⁵ U	2.6E-02 \pm 1.6E-02			²³⁵ U	2.1E-01 \pm 6.7E-02	
	²³⁸ U	5.3E-01 \pm 1.5E-01			²³⁸ U	3.8E+00 \pm 9.9E-01	
	⁶⁵ Zn	-6.3E-04 \pm 6.3E-03	U		⁶⁵ Zn	-7.6E-03 \pm 1.6E-02	U
D120 (300 Area)	¹⁴⁴ Ce	1.3E-02 \pm 1.2E-01	U	D121 (300 Area)	¹⁴⁴ Ce	4.4E-02 \pm 1.3E-01	U
	⁶⁰ Co	-2.9E-03 \pm 7.6E-03	U		⁶⁰ Co	3.2E-03 \pm 5.7E-03	U
	¹³⁴ Cs	4.4E-02 \pm 1.6E-02			¹³⁴ Cs	3.9E-02 \pm 1.2E-02	
	¹³⁷ Cs	-2.1E-03 \pm 8.1E-03	U		¹³⁷ Cs	2.8E-01 \pm 4.7E-02	
	¹⁵² Eu	-9.3E-03 \pm 3.2E-02	U		¹⁵² Eu	-1.3E-02 \pm 1.9E-02	U
	¹⁵⁴ Eu	-1.4E-02 \pm 2.5E-02	U		¹⁵⁴ Eu	9.4E-03 \pm 2.4E-02	U
	¹⁵⁵ Eu	2.6E-02 \pm 3.7E-02	U		¹⁵⁵ Eu	2.6E-02 \pm 3.1E-02	U
	²³⁸ Pu	1.1E-02 \pm 1.1E-02	U		²³⁸ Pu	-1.7E-03 \pm 7.6E-03	U
	^{239/240} Pu	2.6E-02 \pm 1.5E-02			^{239/240} Pu	7.5E-02 \pm 2.8E-02	
	¹⁰³ Ru	7.8E-05 \pm 7.8E-04	U		¹⁰³ Ru	-6.6E-04 \pm 6.6E-03	U
	¹⁰⁶ Ru	-1.7E-04 \pm 1.7E-03	U		¹⁰⁶ Ru	3.5E-02 \pm 5.1E-02	U
	¹²⁵ Sb	-1.1E-03 \pm 1.1E-02	U		¹²⁵ Sb	1.8E-02 \pm 2.0E-02	U
	¹¹³ Sn	5.4E-03 \pm 1.0E-02	U		¹¹³ Sn	-6.5E-04 \pm 6.5E-03	U
	⁹⁰ Sr	-1.0E-02 \pm 1.0E-01	U		⁹⁰ Sr	-5.4E-02 \pm 2.6E-01	U
	²³⁴ U	3.3E-01 \pm 9.9E-02			²³⁴ U	1.7E+00 \pm 4.6E-01	
	²³⁵ U	1.4E-02 \pm 1.5E-02	U		²³⁵ U	9.9E-02 \pm 4.0E-02	
	²³⁸ U	3.5E-01 \pm 1.0E-01			²³⁸ U	1.7E+00 \pm 4.6E-01	
	⁶⁵ Zn	2.9E-03 \pm 2.0E-02	U		⁶⁵ Zn	-5.8E-03 \pm 1.7E-02	U

RQ = Result Qualifier. U = The analyte was analyzed for but not detected.

Table 3-4. 2007 Soil Sampling Results (pCi/g \pm total analytical uncertainty). (19 sheets total)

Location	Isotope	Result \pm Error	RQ*	Location	Isotope	Result \pm Error	RQ*
D123 (300 Area)	¹⁴⁴ Ce	1.0E-01 \pm 1.4E-01	U	D124 (300 Area)	¹⁴⁴ Ce	-3.6E-03 \pm 3.6E-02	U
	⁶⁰ Co	-3.0E-03 \pm 7.3E-03	U		⁶⁰ Co	-1.9E-03 \pm 5.5E-03	U
	¹³⁴ Cs	2.8E-02 \pm 1.4E-02			¹³⁴ Cs	3.1E-02 \pm 1.1E-02	
	¹³⁷ Cs	1.7E-02 \pm 1.0E-02			¹³⁷ Cs	2.3E-02 \pm 9.8E-03	
	¹⁵² Eu	4.8E-03 \pm 2.6E-02	U		¹⁵² Eu	-7.6E-03 \pm 2.0E-02	U
	¹⁵⁴ Eu	-1.8E-02 \pm 2.4E-02	U		¹⁵⁴ Eu	-7.5E-03 \pm 2.1E-02	U
	¹⁵⁵ Eu	2.7E-02 \pm 3.4E-02	U		¹⁵⁵ Eu	1.7E-02 \pm 2.7E-02	U
	²³⁸ Pu	1.9E-03 \pm 1.9E-02	U		²³⁸ Pu	-2.0E-03 \pm 2.0E-02	U
	^{239/240} Pu	-1.9E-03 \pm 6.6E-03	U		^{239/240} Pu	2.0E-03 \pm 9.0E-03	U
	¹⁰³ Ru	-5.2E-03 \pm 6.5E-03	U		¹⁰³ Ru	7.8E-04 \pm 6.4E-03	U
	¹⁰⁶ Ru	-1.1E-02 \pm 7.0E-02	U		¹⁰⁶ Ru	-4.2E-03 \pm 4.2E-02	U
	¹²⁵ Sb	6.6E-03 \pm 1.9E-02	U		¹²⁵ Sb	9.5E-03 \pm 1.6E-02	U
	¹¹³ Sn	-6.7E-03 \pm 8.7E-03	U		¹¹³ Sn	-2.4E-03 \pm 7.8E-03	U
	⁹⁰ Sr	1.2E-01 \pm 2.7E-01	U		⁹⁰ Sr	-9.4E-02 \pm 2.3E-01	U
	²³⁴ U	1.5E-01 \pm 5.4E-02			²³⁴ U	1.6E-01 \pm 5.4E-02	
	²³⁵ U	2.1E-02 \pm 1.6E-02			²³⁵ U	2.0E-02 \pm 1.6E-02	
	²³⁸ U	1.4E-01 \pm 5.2E-02			²³⁸ U	1.7E-01 \pm 5.8E-02	
	⁶⁵ Zn	6.3E-03 \pm 2.0E-02	U		⁶⁵ Zn	-9.5E-03 \pm 1.7E-02	U
D125 (300 Area)	¹⁴⁴ Ce	5.5E-02 \pm 1.1E-01	U	D126 (300 Area)	¹⁴⁴ Ce	-8.8E-02 \pm 9.8E-02	U
	⁶⁰ Co	-2.3E-03 \pm 5.7E-03	U		⁶⁰ Co	8.2E-03 \pm 6.6E-03	U
	¹³⁴ Cs	2.8E-02 \pm 1.2E-02			¹³⁴ Cs	3.2E-02 \pm 1.2E-02	
	¹³⁷ Cs	1.4E-01 \pm 2.6E-02			¹³⁷ Cs	3.6E-02 \pm 1.3E-02	
	¹⁵² Eu	-1.4E-02 \pm 2.1E-02	U		¹⁵² Eu	-2.2E-02 \pm 2.2E-02	U
	¹⁵⁴ Eu	-1.9E-02 \pm 1.9E-02	U		¹⁵⁴ Eu	-2.5E-03 \pm 2.2E-02	U
	¹⁵⁵ Eu	2.3E-02 \pm 2.7E-02	U		¹⁵⁵ Eu	3.8E-02 \pm 3.6E-02	U
	²³⁸ Pu	9.4E-03 \pm 1.1E-02	U		²³⁸ Pu	-3.9E-03 \pm 1.2E-02	U
	^{239/240} Pu	1.6E-03 \pm 5.6E-03	U		^{239/240} Pu	1.9E-03 \pm 1.9E-02	U
	¹⁰³ Ru	-1.2E-03 \pm 6.2E-03	U		¹⁰³ Ru	-4.5E-04 \pm 4.4E-03	U
	¹⁰⁶ Ru	-2.4E-02 \pm 4.8E-02	U		¹⁰⁶ Ru	-5.0E-02 \pm 6.3E-02	U
	¹²⁵ Sb	3.1E-03 \pm 1.6E-02	U		¹²⁵ Sb	-3.3E-03 \pm 1.7E-02	U
	¹¹³ Sn	-4.4E-03 \pm 7.7E-03	U		¹¹³ Sn	-1.9E-04 \pm 1.9E-03	U
	⁹⁰ Sr	3.3E-02 \pm 2.5E-01	U		⁹⁰ Sr	-9.0E-03 \pm 9.0E-02	U
	²³⁴ U	7.1E-01 \pm 2.0E-01			²³⁴ U	7.3E-01 \pm 2.0E-01	
	²³⁵ U	5.4E-02 \pm 2.6E-02			²³⁵ U	7.7E-02 \pm 3.3E-02	
	²³⁸ U	5.9E-01 \pm 1.7E-01			²³⁸ U	6.9E-01 \pm 1.9E-01	
	⁶⁵ Zn	2.2E-03 \pm 1.6E-02	U		⁶⁵ Zn	2.9E-03 \pm 1.8E-02	U

RQ = Result Qualifier. U = The analyte was analyzed for but not detected.

Table 3-4. 2007 Soil Sampling Results (pCi/g \pm total analytical uncertainty). (19 sheets total)

Location	Isotope	Result \pm Error	RQ*	Location	Isotope	Result \pm Error	RQ*
D127 (300 Area)	¹⁴⁴ Ce	3.9E-02 \pm 1.4E-01	U	D128 (300 Area)	¹⁴⁴ Ce	3.6E-02 \pm 1.2E-01	U
	⁶⁰ Co	-5.9E-03 \pm 6.1E-03	U		⁶⁰ Co	1.9E-04 \pm 1.9E-03	U
	¹³⁴ Cs	3.1E-02 \pm 1.0E-02			¹³⁴ Cs	3.5E-02 \pm 1.4E-02	
	¹³⁷ Cs	3.6E-01 \pm 6.4E-02			¹³⁷ Cs	2.6E-01 \pm 4.4E-02	
	¹⁵² Eu	-2.8E-02 \pm 2.8E-02	U		¹⁵² Eu	-7.8E-03 \pm 2.1E-02	U
	¹⁵⁴ Eu	-1.0E-03 \pm 1.0E-02	U		¹⁵⁴ Eu	-6.9E-03 \pm 1.9E-02	U
	¹⁵⁵ Eu	-8.2E-03 \pm 3.3E-02	U		¹⁵⁵ Eu	5.8E-02 \pm 4.0E-02	
	²³⁸ Pu	-3.9E-03 \pm 7.8E-03	U		²³⁸ Pu	6.2E-03 \pm 7.3E-03	
	^{239/240} Pu	2.0E-02 \pm 1.3E-02			^{239/240} Pu	6.2E-03 \pm 7.3E-03	
	¹⁰³ Ru	-3.1E-03 \pm 6.1E-03	U		¹⁰³ Ru	2.6E-03 \pm 6.3E-03	U
	¹⁰⁶ Ru	6.3E-02 \pm 5.9E-02	U		¹⁰⁶ Ru	7.9E-03 \pm 5.3E-02	U
	¹²⁵ Sb	-4.8E-03 \pm 1.8E-02	U		¹²⁵ Sb	1.4E-02 \pm 1.7E-02	U
	¹¹³ Sn	5.0E-04 \pm 5.0E-03	U		¹¹³ Sn	-4.9E-03 \pm 8.5E-03	U
	⁹⁰ Sr	7.9E-02 \pm 3.0E-01	U		⁹⁰ Sr	2.9E-01 \pm 2.3E-01	U
	²³⁴ U	3.3E-01 \pm 1.0E-01			²³⁴ U	2.0E-01 \pm 6.6E-02	
	²³⁵ U	2.2E-02 \pm 1.6E-02			²³⁵ U	9.6E-03 \pm 1.2E-02	U
	²³⁸ U	2.8E-01 \pm 8.7E-02			²³⁸ U	1.7E-01 \pm 5.8E-02	
	⁶⁵ Zn	-5.2E-03 \pm 1.6E-02	U		⁶⁵ Zn	5.7E-03 \pm 1.7E-02	U
D129 (300 Area)	¹⁴⁴ Ce	-1.5E-02 \pm 1.3E-01	U	D131 (Replicate of D119, 300 Area)	¹⁴⁴ Ce	1.5E-02 \pm 1.3E-01	U
	⁶⁰ Co	7.5E-03 \pm 6.1E-03	U		⁶⁰ Co	8.3E-03 \pm 7.5E-03	U
	¹³⁴ Cs	3.8E-02 \pm 1.2E-02			¹³⁴ Cs	3.3E-02 \pm 1.3E-02	
	¹³⁷ Cs	1.1E-02 \pm 6.8E-03			¹³⁷ Cs	6.3E-02 \pm 1.9E-02	
	¹⁵² Eu	-1.4E-03 \pm 1.4E-02	U		¹⁵² Eu	-3.9E-03 \pm 2.4E-02	U
	¹⁵⁴ Eu	-2.0E-02 \pm 2.0E-02	U		¹⁵⁴ Eu	-3.3E-03 \pm 2.4E-02	U
	¹⁵⁵ Eu	5.0E-02 \pm 3.6E-02	U		¹⁵⁵ Eu	4.2E-02 \pm 3.9E-02	U
	²³⁸ Pu	1.8E-03 \pm 6.2E-03	U		²³⁸ Pu	8.9E-03 \pm 1.7E-02	U
	^{239/240} Pu	5.3E-03 \pm 6.2E-03			^{239/240} Pu	5.8E-02 \pm 2.6E-02	
	¹⁰³ Ru	-1.7E-03 \pm 6.1E-03	U		¹⁰³ Ru	-5.4E-03 \pm 6.7E-03	U
	¹⁰⁶ Ru	-2.9E-02 \pm 5.6E-02	U		¹⁰⁶ Ru	-4.6E-02 \pm 6.3E-02	U
	¹²⁵ Sb	4.1E-03 \pm 1.7E-02	U		¹²⁵ Sb	-1.2E-02 \pm 1.9E-02	U
	¹¹³ Sn	1.3E-03 \pm 8.1E-03	U		¹¹³ Sn	8.6E-04 \pm 8.6E-03	U
	⁹⁰ Sr	-6.3E-02 \pm 2.3E-01	U		⁹⁰ Sr	-1.5E-02 \pm 1.5E-01	U
	²³⁴ U	2.2E-01 \pm 7.5E-02			²³⁴ U	3.5E+00 \pm 9.1E-01	
	²³⁵ U	1.4E-02 \pm 1.7E-02	U		²³⁵ U	2.1E-01 \pm 6.9E-02	
	²³⁸ U	2.6E-01 \pm 8.6E-02			²³⁸ U	3.6E+00 \pm 9.4E-01	
	⁶⁵ Zn	-7.1E-03 \pm 1.7E-02	U		⁶⁵ Zn	1.4E-02 \pm 2.0E-02	U

RQ = Result Qualifier. U = The analyte was analyzed for but not detected.

Table 3-4. 2007 Soil Sampling Results (pCi/g \pm total analytical uncertainty). (19 sheets total)

Location	Isotope	Result \pm Error	RQ*	Location	Isotope	Result \pm Error	RQ*
D139 (Replicate of D118, 300 Area)	¹⁴⁴ Ce	-4.1E-03 \pm 4.1E-02	U	D140 (Replicate of D123, 300 Area)	¹⁴⁴ Ce	-8.7E-02 \pm 1.0E-01	U
	⁶⁰ Co	-4.4E-03 \pm 5.7E-03	U		⁶⁰ Co	-2.2E-03 \pm 7.0E-03	U
	¹³⁴ Cs	3.0E-02 \pm 1.1E-02			¹³⁴ Cs	3.2E-02 \pm 1.3E-02	
	¹³⁷ Cs	6.5E-02 \pm 1.4E-02			¹³⁷ Cs	1.9E-02 \pm 1.2E-02	
	¹⁵² Eu	4.2E-06 \pm 4.2E-05	U		¹⁵² Eu	-1.0E-02 \pm 2.0E-02	U
	¹⁵⁴ Eu	-1.7E-02 \pm 1.9E-02	U		¹⁵⁴ Eu	-2.1E-02 \pm 2.4E-02	U
	¹⁵⁵ Eu	4.6E-02 \pm 3.2E-02			¹⁵⁵ Eu	2.0E-02 \pm 2.7E-02	U
	²³⁸ Pu	-3.2E-03 \pm 2.0E-02	U		²³⁸ Pu	2.2E-03 \pm 2.2E-03	U
	^{239/240} Pu	8.1E-03 \pm 9.9E-03	U		^{239/240} Pu	2.2E-03 \pm 2.2E-03	U
	¹⁰³ Ru	4.9E-03 \pm 6.1E-03	U		¹⁰³ Ru	-2.5E-03 \pm 6.0E-03	U
	¹⁰⁶ Ru	-8.1E-03 \pm 4.8E-02	U		¹⁰⁶ Ru	1.1E-02 \pm 6.6E-02	U
	¹²⁵ Sb	2.7E-03 \pm 1.5E-02	U		¹²⁵ Sb	-4.9E-03 \pm 1.7E-02	U
	¹¹³ Sn	-6.8E-03 \pm 7.6E-03	U		¹¹³ Sn	2.2E-03 \pm 7.8E-03	U
	⁹⁰ Sr	1.8E-01 \pm 2.2E-01	U		⁹⁰ Sr	2.3E-01 \pm 3.2E-01	U
	²³⁴ U	5.3E-01 \pm 1.5E-01			²³⁴ U	1.9E-01 \pm 6.7E-02	
	²³⁵ U	3.4E-02 \pm 2.2E-02			²³⁵ U	2.3E-02 \pm 2.1E-02	U
	²³⁸ U	5.6E-01 \pm 1.6E-01			²³⁸ U	1.4E-01 \pm 5.3E-02	
	⁶⁵ Zn	5.2E-03 \pm 1.5E-02	U		⁶⁵ Zn	8.6E-03 \pm 1.8E-02	U
D130 (400 Area)	¹⁴⁴ Ce	-7.1E-02 \pm 1.3E-01	U	D146 (200-W)	¹⁴⁴ Ce	6.8E-03 \pm 6.8E-02	U
	⁶⁰ Co	6.5E-04 \pm 6.5E-03	U		⁶⁰ Co	-2.1E-04 \pm 2.1E-03	U
	¹³⁴ Cs	3.9E-02 \pm 1.3E-02			¹³⁴ Cs	3.6E-02 \pm 1.2E-02	
	¹³⁷ Cs	2.5E-02 \pm 1.0E-02			¹³⁷ Cs	9.9E-03 \pm 7.4E-03	U
	¹⁵² Eu	-1.3E-02 \pm 2.5E-02	U		¹⁵² Eu	-3.9E-03 \pm 2.1E-02	U
	¹⁵⁴ Eu	-2.8E-02 \pm 2.8E-02	U		¹⁵⁴ Eu	-9.1E-03 \pm 2.0E-02	U
	¹⁵⁵ Eu	-3.7E-03 \pm 3.3E-02	U		¹⁵⁵ Eu	8.8E-03 \pm 2.6E-02	U
	²³⁸ Pu	-1.8E-03 \pm 1.8E-02	U		²³⁸ Pu	7.5E-03 \pm 1.1E-02	U
	^{239/240} Pu	1.8E-03 \pm 1.8E-02	U		^{239/240} Pu	5.6E-03 \pm 6.6E-03	
	¹⁰³ Ru	9.6E-04 \pm 6.5E-03	U		¹⁰³ Ru	-4.7E-03 \pm 6.2E-03	U
	¹⁰⁶ Ru	-3.6E-02 \pm 6.0E-02	U		¹⁰⁶ Ru	-5.0E-02 \pm 5.4E-02	U
	¹²⁵ Sb	1.4E-02 \pm 1.8E-02	U		¹²⁵ Sb	2.2E-03 \pm 1.6E-02	U
	¹¹³ Sn	-2.9E-03 \pm 8.4E-03	U		¹¹³ Sn	-3.3E-03 \pm 7.6E-03	U
	⁹⁰ Sr	2.8E-01 \pm 2.6E-01	U		⁹⁰ Sr	-2.4E-01 \pm 4.1E-01	U
	²³⁴ U	9.9E-02 \pm 4.0E-02			²³⁴ U	1.2E-01 \pm 4.4E-02	
	²³⁵ U	6.5E-03 \pm 1.3E-02	U		²³⁵ U	1.1E-02 \pm 1.2E-02	U
	²³⁸ U	1.3E-01 \pm 4.8E-02			²³⁸ U	1.3E-01 \pm 4.7E-02	
	⁶⁵ Zn	-1.4E-02 \pm 2.0E-02	U		⁶⁵ Zn	1.6E-02 \pm 1.6E-02	U

RQ = Result Qualifier. U = The analyte was analyzed for but not detected.

This page intentionally left blank.

4.0 VEGETATION MONITORING

The radionuclide content of vegetation was measured to evaluate long-term trends in environmental accumulation of radioactivity in the 100, 200/600, and 300/400 Areas. Vegetation samples were collected on or near facilities that store, handle, or dispose of radioactive waste. The number of vegetation samples collected in 2007 and their locations are shown in Table 4-1.

Table 4-1. Number and Locations of Vegetation Samples Collected Near Hanford Facilities and Operations in 2007.

Number of Samples	Operational Area					
	100-N	200-East	200-West ^a	300 ^a	400	600 ^a
64	3	8	21	16	1	15

^a Number of samples includes one or more Replicate Samples.

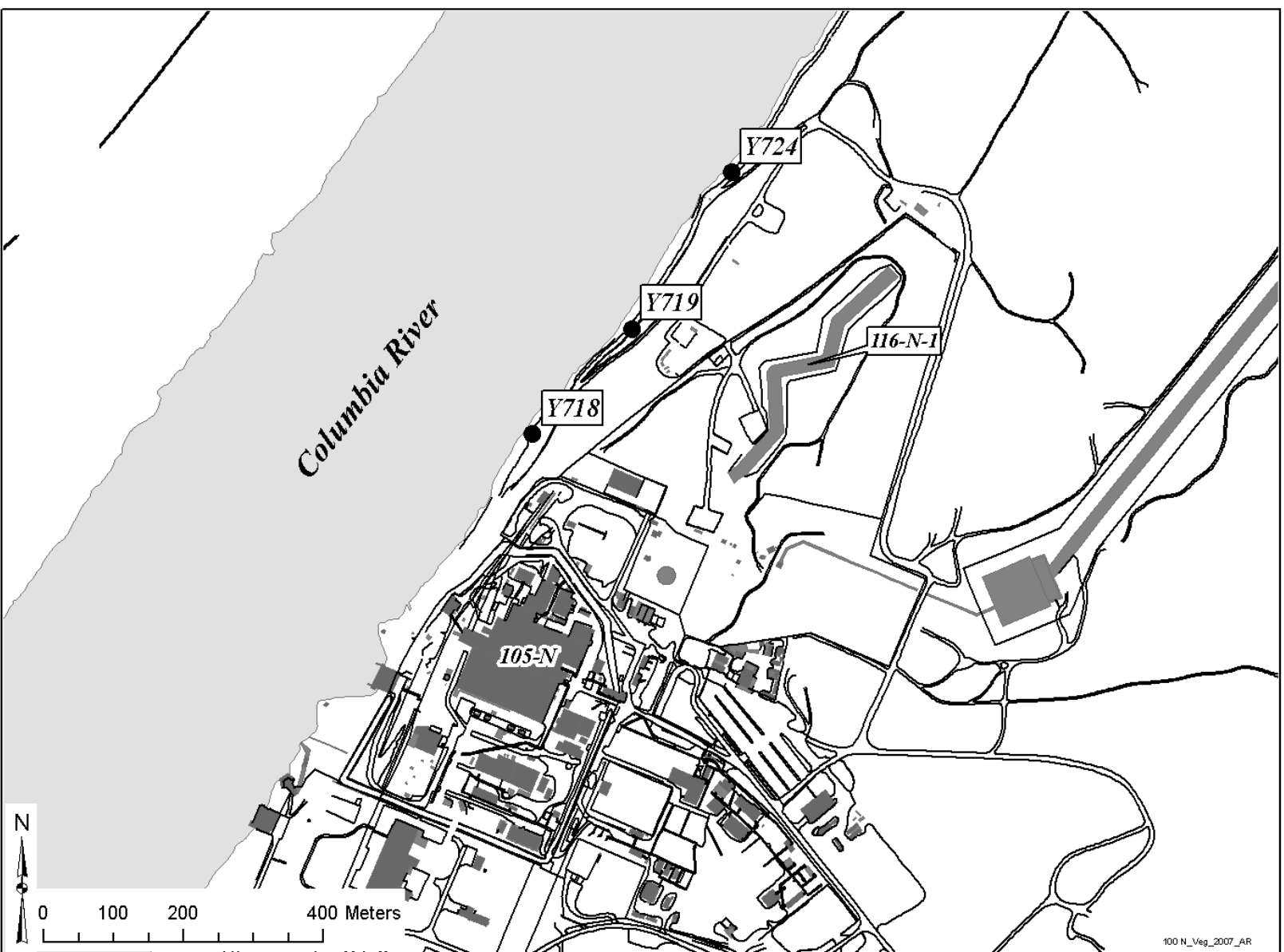
Vegetation sampling locations are illustrated in Figures 4-1 through 4-6. Radionuclide analyses indicated that zinc-65, strontium-90, cesium-134, cesium-137, plutonium-238, plutonium-239/240, and uranium were detectable in vegetation samples in 2007. Historically, the predominant radionuclides observed in vegetation samples were activation and fission products in the 100 Areas, fission products in the 200 Areas, and uranium in the 300 Area.

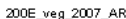
A summary of near-facility vegetation sampling results for selected radionuclides collected during 2007 is presented in Table 4-2. Historical vegetation sampling results for the 100-N, 200/600, and 300/400 Areas are displayed in Table 4-3. The 2007 vegetation sampling results for all areas are provided in Table 4-4.

The strontium-90 and plutonium-238 levels in vegetation samples for this report period frequently occurred in negative (i.e., less than zero) concentrations. This was primarily due to changes in laboratory background correction calculations that were implemented during 2003. Both historical and current values are within accepted statistical ranges as evidenced by laboratory quality assurance (QA) and performance evaluation programs.

Additional discussion of the 2007 vegetation results can be found in Section 10.10.2 of PNNL-17603 (PNNL 2008a).

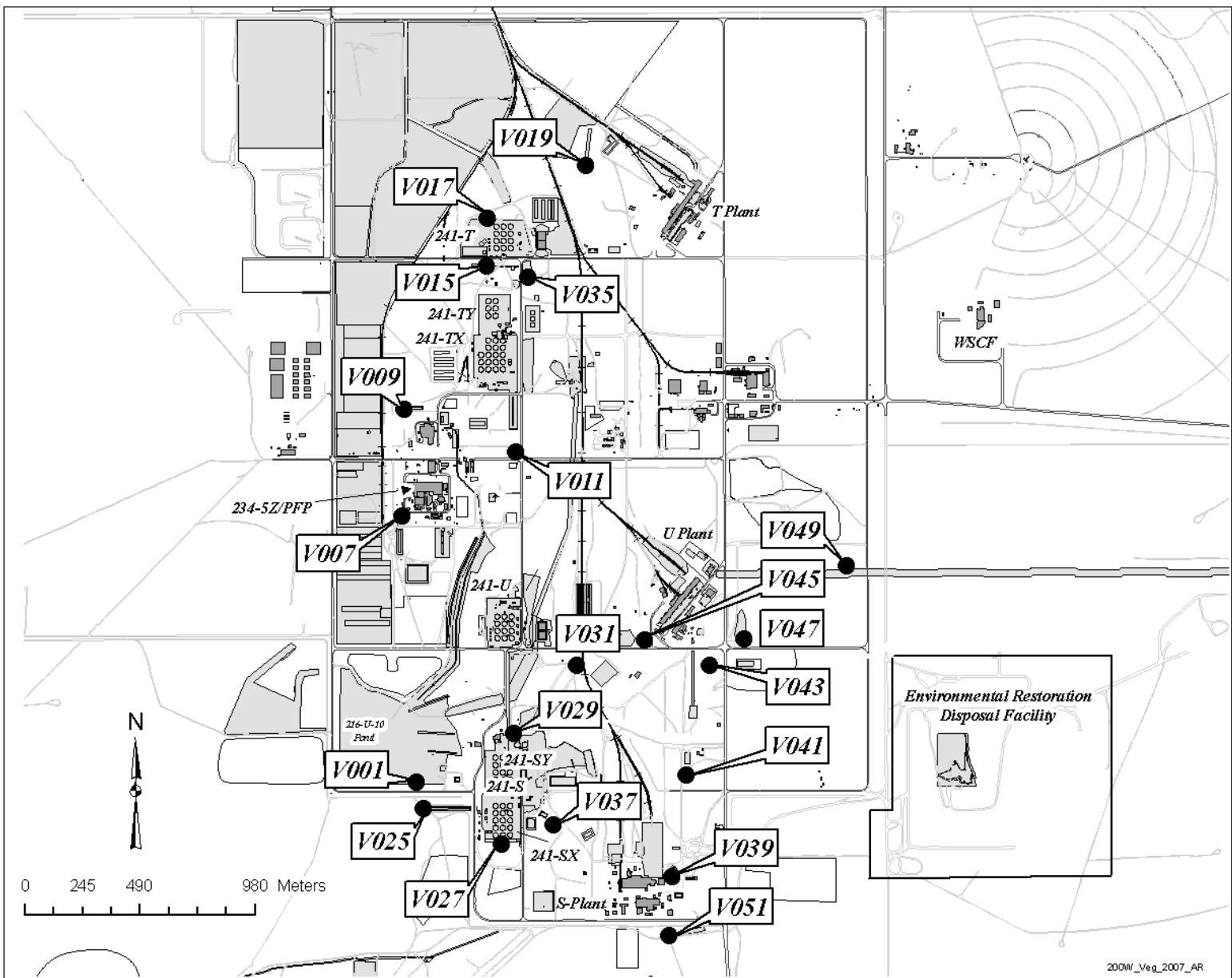
Figure 4-1. 2007 Vegetation Sampling Locations, 100 N Area.





4-3

Figure 4-3. 2007 Vegetation Sampling Locations, 200 West Area.



200W_Veg_2007_AR

Figure 4-4. 2007 Vegetation Sampling Locations, 300 Area.

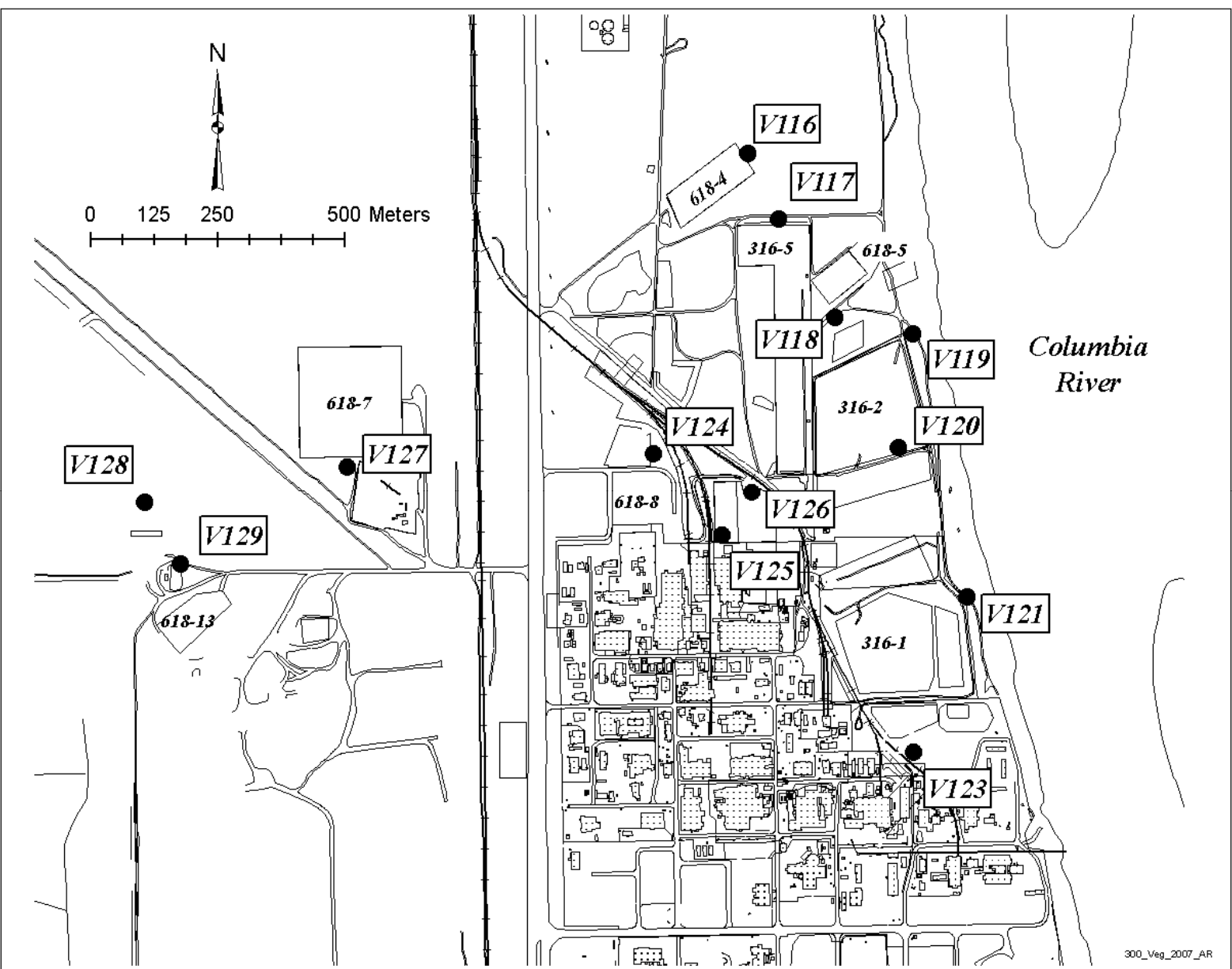
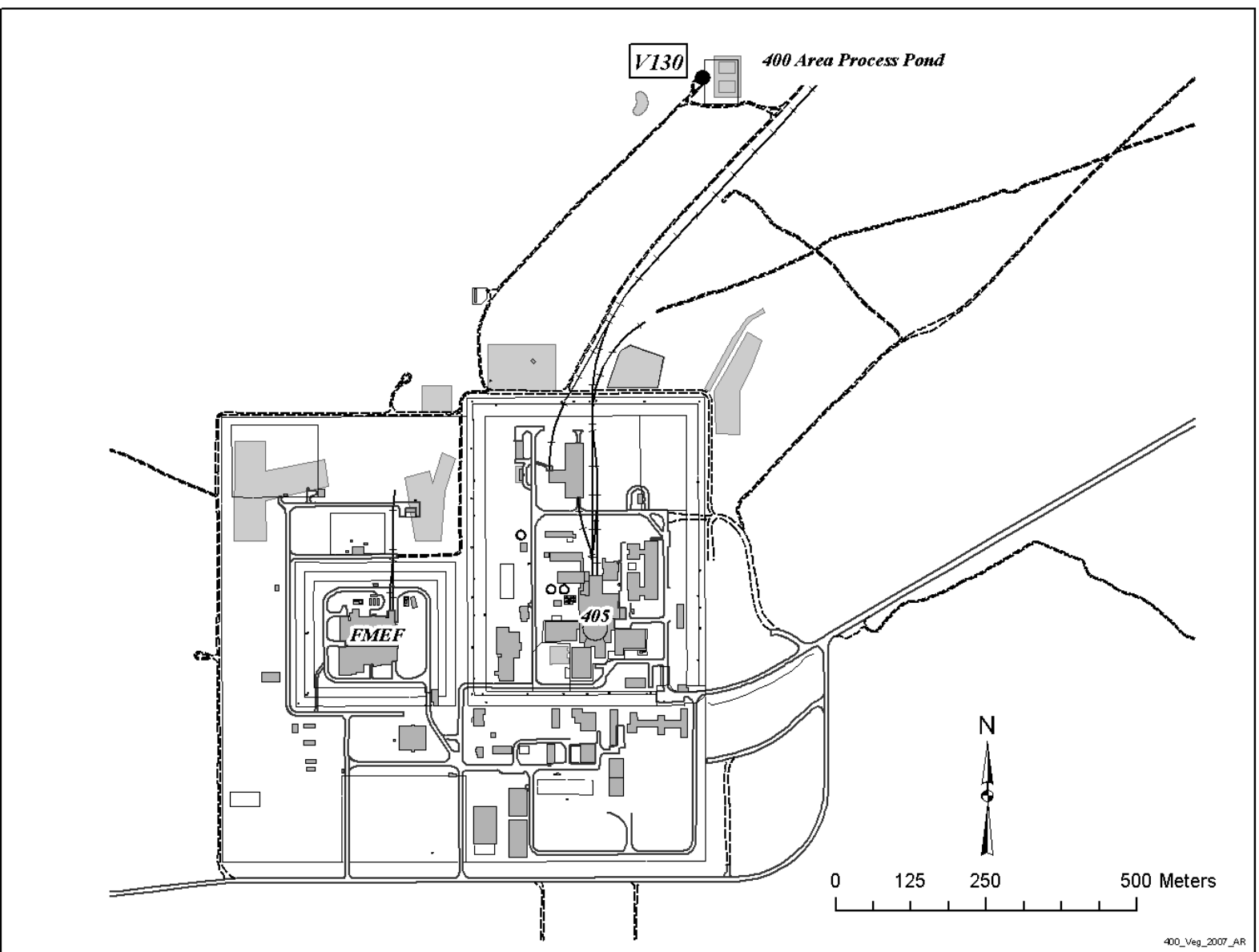


Figure 4-5. 2007 Vegetation Sampling Locations, 400 Area.



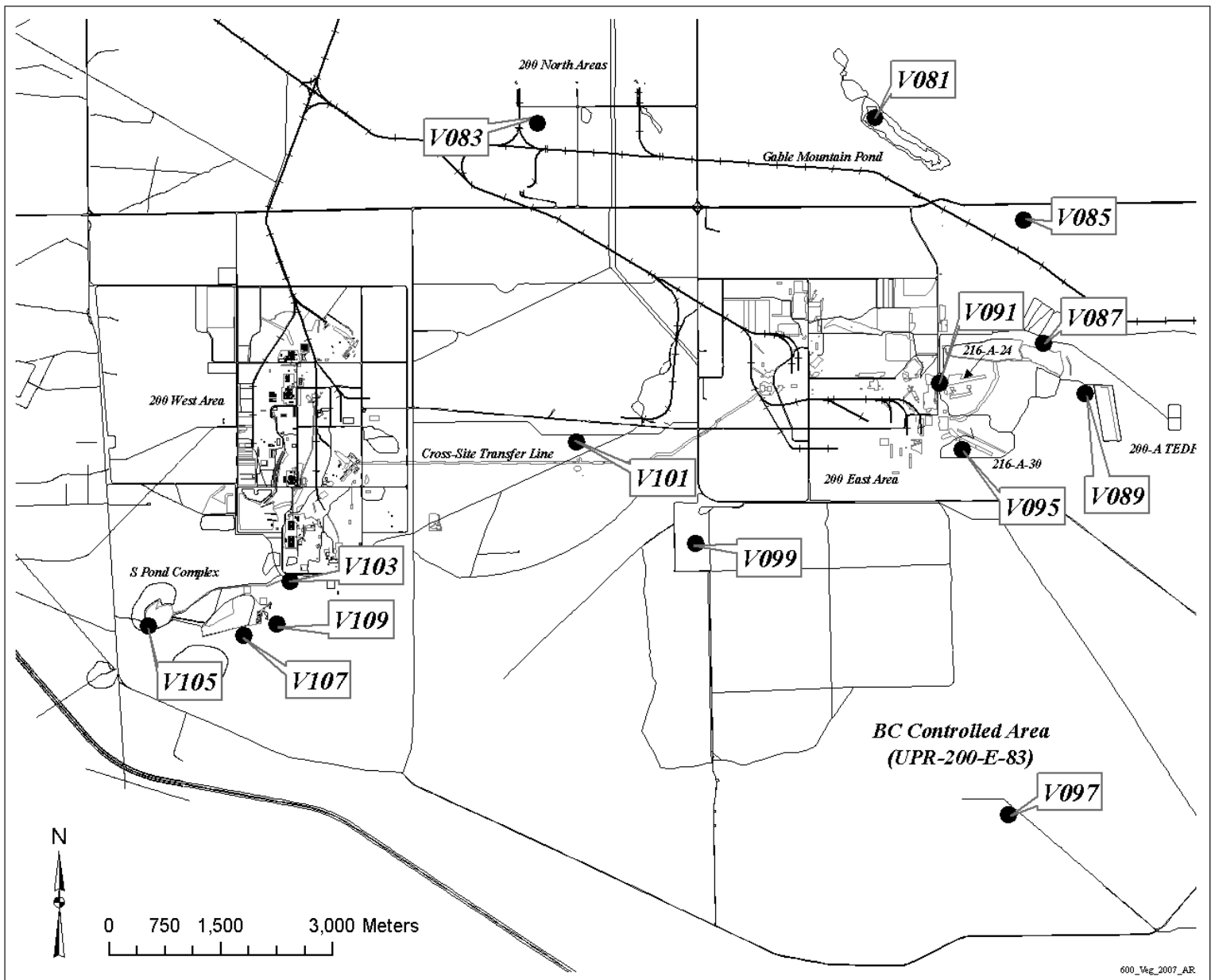


Figure 4-6. 2007 Vegetation Sampling Locations, 600 Area.

Table 4-2. Summary of Near-Facility Vegetation Sampling Results (pCi/g)^a for Selected Radionuclides, 2007.

Isotope	Number of		Average ^c	Maximum ^d	Location	
	Samples ^b	Detects			Area	Site
¹⁴⁴ Ce	64	0	1.3E-01 ± 2.4E+00	9.4E+00 ± 2.5E+01	200 West	V011
⁶⁰ Co	64	0	-9.4E-03 ± 6.4E-02	4.3E-02 ± 5.8E-02	600 Area	V097
¹³⁴ Cs	64	1	-5.1E-03 ± 1.6E-01	1.3E-01 ± 8.2E-02	600 Area	V087
¹³⁷ Cs	64	4	1.8E-02 ± 3.2E-01	1.2E+00 ± 2.1E+00	200 West	V011
¹⁵² Eu	64	0	9.1E-02 ± 1.6E+00	6.2E+00 ± 6.4E+00	200 West	V011
¹⁵⁴ Eu	64	0	-1.3E-03 ± 5.3E-01	2.0E+00 ± 5.9E+00	200 West	V011
¹⁵⁵ Eu	64	0	-5.1E-02 ± 7.5E-01	2.2E-01 ± 2.5E-01	200 West	V019
²³⁸ Pu	64	2	1.9E-04 ± 1.6E-02	2.7E-02 ± 1.8E-02	200 West	V015
^{239/240} Pu	64	5	2.5E-03 ± 9.5E-03	3.2E-02 ± 1.5E-02	200 West	V009
¹⁰³ Ru	64	0	-1.2E-02 ± 8.6E-02	7.0E-02 ± 1.0E-01	600 Area	V103
¹⁰⁶ Ru	64	0	1.8E-01 ± 3.4E+00	1.4E+01 ± 2.1E+01	200 West	V011
¹²⁵ Sb	64	0	-4.3E-02 ± 6.5E-01	1.4E-01 ± 1.2E-01	200 West	V015
¹¹³ Sn	64	0	-5.2E-03 ± 8.0E-02	1.1E-01 ± 1.4E-01	200 West	V051
⁹⁰ Sr	64	2	-1.1E-01 ± 3.3E-01	3.1E-01 ± 2.3E-01	600 Area	V097
²³⁴ U	64	55	1.6E-02 ± 1.9E-02	5.1E-02 ± 1.9E-02	300 Area	V119
²³⁵ U	64	10	3.2E-03 ± 4.6E-03	9.9E-03 ± 7.9E-03	100 - N	Y718
²³⁸ U	64	56	1.3E-02 ± 1.9E-02	4.5E-02 ± 1.7E-02	300 Area	V119
⁶⁵ Zn	64	2	-1.9E-02 ± 4.1E-01	9.6E-01 ± 4.8E+00	200 West	V011

^a 1 pCi = 0.037 Bq.

^b Includes replicate samples

^c Average ± two standard deviations

^d Maximum ± analytical uncertainty

Table 4-3. Average Radionuclide Concentrations (pCi/g)^(a) in Hanford Vegetation, 1997 through 2007.

<u>100-N Area</u>						
Year	⁶⁰ Co	⁹⁰ Sr	¹³⁷ Cs	²³⁴ U	²³⁸ U	^{239,240} Pu
1997	4.2E-01 ± 5.0E-02	3.6E+00 ± 5.3E+00	1.6E-01 ± 7.7E-02	1.3E-02 ± 2.9E-03	9.7E-03 ± 4.7E-03	Not Detected
1998	6.2E-01 ± 6.5E-01	1.2E+01 ± 6.0E+00	3.8E+01 ± 6.5E+01	1.4E-02 ± 6.0E-03	8.7E-03 ± 4.4E-03	4.2E-03 ± 2.3E-03
1999	6.1E-01 ± 5.9E-01	9.1E+01 ± 1.0E+02	2.5E+02 ± 2.5E+02	2.8E-02 ± 1.0E-03	2.1E-02 ± 7.0E-03	2.2E-02 ± 1.0E-02
2000	4.8E-02 ± 3.2E-02	5.7E+00 ± 8.7E+00	2.0E-01 ± 1.2E-01	3.3E-02 ± 2.7E-02	2.4E-02 ± 1.8E-02	9.1E-03 ± 8.3E-03
2001	8.9E-01 ± 1.3E+00	3.5E+00 ± 3.4E+00	3.8E-01 ± 2.2E-01	9.8E-03 ± 2.4E-03	9.2E-03 ± 2.9E-03	2.4E-02 ± 2.5E-02
2002	3.7E-03 ± 3.7E-02	5.4E+00 ± 1.8E+01	2.4E-03 ± 8.4E-03	9.8E-03 ± 4.5E-03	5.1E-03 ± 2.9E-03	1.9E-03 ± 5.3E-03
2003	6.6E-02 ± 6.8E-02	1.4E+01 ± 4.5E+01	1.5E-01 ± 1.5E-01	6.8E-03 ± 2.1E-03	4.6E-03 ± 2.9E-03	-2.8E-04 ± 7.0E-03
2004	1.5E-02 ± 1.8E-01	1.1E+01 ± 5.1E+01	4.5E-02 ± 8.7E-02	9.3E-03 ± 7.8E-03	4.8E-03 ± 2.7E-03	Not Detected
2005	Not Detected	5.4E+00 ± 1.9E+01	Not Detected	5.0E-03 ± 2.3E-03	5.8E-03 ± 3.6E-03	Not Detected
2006	Not Detected	2.8E+00 ± 7.4E+00	Not Detected	1.2E-02 ± 1.3E-02	7.7E-03 ± 9.9E-03	Not Detected
2007	Not Detected	Not Detected	Not Detected	1.6E-02 ± 2.5E-03	6.2E-03 ± 8.3E-03	Not Detected

<u>200/600 Areas</u>						
Year	⁶⁰ Co	⁹⁰ Sr	¹³⁷ Cs	²³⁴ U	²³⁸ U	^{239,240} Pu
1997	Not Detected	2.9E+00 ± 2.5E+00	1.3E-01 ± 6.0E-02	1.5E-02 ± 2.4E-03	1.1E-02 ± 2.1E-03	6.6E-03 ± 1.0E-04
1998	Not Detected	3.3E-01 ± 1.3E-01	2.1E-01 ± 9.0E-02	1.6E-02 ± 3.0E-03	9.7E-03 ± 1.3E-03	1.8E-02 ± 8.0E-03
1999	Not Detected	7.9E-01 ± 3.8E-01	1.3E-01 ± 4.0E-02	3.3E-02 ± 6.0E-03	2.3E-02 ± 4.0E-03	1.4E-02 ± 4.0E-03
2000	Not Detected	1.3E+00 ± 8.0E-01	1.6E-01 ± 6.0E-02	2.0E-02 ± 3.0E-02	1.4E-02 ± 2.0E-03	3.3E-02 ± 2.8E-02
2001	Not Detected	1.0E+00 ± 6.2E-01	1.7E-01 ± 6.5E-02	1.9E-02 ± 2.8E-03	1.8E-02 ± 2.6E-03	2.1E-02 ± 7.1E-03
2002	3.2E-04 ± 1.8E-03	3.2E-01 ± 1.1E+00	8.9E-02 ± 4.2E-01	1.6E-02 ± 1.6E-02	1.4E-02 ± 1.5E-02	8.8E-03 ± 2.4E-02
2003	1.6E-02 ± 2.1E-01	1.5E+00 ± 1.0E+01	2.7E-01 ± 2.0E+00	1.0E-02 ± 9.7E-03	8.4E-03 ± 9.0E-03	2.7E-03 ± 7.9E-03
2004	Not Detected	2.2E-01 ± 8.8E+00	4.2E-02 ± 1.4E-01	9.7E-03 ± 1.0E-02	8.2E-03 ± 9.3E-03	2.9E-03 ± 1.0E-02
2005	Not Detected	1.4E-01 ± 1.1E+00	3.0E-02 ± 1.3E-01	1.1E-02 ± 9.5E-03	8.9E-03 ± 9.7E-03	2.6E-03 ± 6.6E-03
2006	Not Detected	3.2E-01 ± 1.1E+00	5.7E-02 ± 5.0E-01	1.6E-02 ± 1.6E-02	1.4E-02 ± 1.5E-02	8.8E-03 ± 2.4E-02
2007	Not Detected	-1.0E-01 ± 3.4E-01	3.4E-02 ± 3.8E-01	1.4E-02 ± 1.3E-02	1.2E-02 ± 1.4E-02	3.2E-03 ± 1.1E-02

<u>300/400 Areas</u>						
Year	⁶⁰ Co	⁹⁰ Sr	¹³⁷ Cs	²³⁴ U	²³⁸ U	^{239,240} Pu
1997	Not Detected	6.6E-01 ± 3.9E-01	Not Detected	6.9E-02 ± 4.8E-02	6.2E-02 ± 4.5E-02	4.4E-04 ± 2.9E-04
1998	Not Detected	1.0E-01 ± 6.0E-02	Not Detected	4.6E-02 ± 3.3E-02	4.4E-02 ± 3.6E-02	8.4E-03 ± 4.5E-03
1999	Not Detected	4.5E-01 ± 7.0E-02	Not Detected	9.4E-02 ± 5.3E-02	8.9E-01 ± 5.9E-02	7.1E-03 ± 3.2E-03
2000	Not Detected	2.1E-01 ± 3.0E-02	Not Detected	1.8E-02 ± 1.9E-02	1.7E-02 ± 1.9E-02	9.1E-03 ± 2.4E-03
2001	Not Detected	2.6E-01 ± 1.1E-01	Not Detected	9.8E-02 ± 8.0E-02	1.1E-01 ± 8.8E-02	5.8E-03 ± 1.5E-03
2002	Not Detected	2.1E-01 ± 4.7E-01	1.1E-02 ± 7.9E-02	3.2E-02 ± 5.5E-02	2.9E-02 ± 5.8E-02	-3.6E-04 ± 7.2E-04
2003	5.0E-03 ± 3.8E-02	-8.2E-02 ± 2.0E-01	-9.4E-03 ± 4.4E-02	4.3E-02 ± 1.1E-01	3.6E-02 ± 1.9E-01	1.7E-03 ± 1.7E-02
2004	Not Detected	Not Detected	Not Detected	3.3E-01 ± 8.8E-02	2.5E-02 ± 7.3E-02	Not Detected
2005	Not Detected	Not Detected	Not Detected	3.0E-02 ± 6.7E-02	2.4E-02 ± 5.9E-02	3.8E-03 ± 8.9E-03
2006	Not Detected	Not Detected	Not Detected	4.2E-02 ± 1.1E-01	3.6E-02 ± 1.0E-01	2.8E-03 ± 6.6E-03
2007	Not Detected	Not Detected	Not Detected	2.3E-02 ± 2.6E-02	1.9E-02 ± 2.6E-02	Not Detected

(a) ± 2 standard deviations

Table 4-4. 2007 Vegetation Sampling Results (pCi/g \pm total analytical uncertainty).
(16 sheets total)

Location	Isotope	Result \pm Error	RQ*	Location	Isotope	Result \pm Error	RQ*
Y718 (N Springs Shoreline)	¹⁴⁴ Ce	-1.7E-01 \pm 7.9E-01	U	Y719 (N Springs Shoreline)	¹⁴⁴ Ce	1.3E-01 \pm 5.9E-01	U
	⁶⁰ Co	-2.6E-03 \pm 2.6E-02	U		⁶⁰ Co	-1.7E-02 \pm 6.1E-02	U
	¹³⁴ Cs	1.0E-04 \pm 1.0E-03	U		¹³⁴ Cs	5.4E-02 \pm 6.5E-02	U
	¹³⁷ Cs	-5.7E-02 \pm 5.9E-02	U		¹³⁷ Cs	-6.6E-02 \pm 6.6E-02	U
	¹⁵² Eu	-3.6E-02 \pm 1.8E-01	U		¹⁵² Eu	-2.7E-02 \pm 1.5E-01	U
	¹⁵⁴ Eu	-2.1E-01 \pm 2.1E-01	U		¹⁵⁴ Eu	1.9E-02 \pm 1.9E-01	U
	¹⁵⁵ Eu	7.7E-02 \pm 1.7E-01	U		¹⁵⁵ Eu	-1.7E-02 \pm 1.5E-01	U
	²³⁸ Pu	-1.1E-03 \pm 1.1E-02	U		²³⁸ Pu	1.9E-02 \pm 1.8E-02	U
	^{239/240} Pu	-2.2E-03 \pm 4.4E-03	U		^{239/240} Pu	1.1E-03 \pm 3.8E-03	U
	¹⁰³ Ru	-4.8E-02 \pm 2.7E-01	U		¹⁰³ Ru	-4.1E-03 \pm 4.1E-02	U
	¹⁰⁶ Ru	-5.2E-02 \pm 5.2E-01	U		¹⁰⁶ Ru	-4.4E-01 \pm 5.3E-01	U
	¹²⁵ Sb	-5.3E-02 \pm 1.6E-01	U		¹²⁵ Sb	-1.9E-02 \pm 1.4E-01	U
	¹¹³ Sn	-2.7E-02 \pm 1.1E-01	U		¹¹³ Sn	1.9E-02 \pm 7.5E-02	U
	⁹⁰ Sr	-6.3E-02 \pm 1.9E-01	U		⁹⁰ Sr	2.5E-02 \pm 2.1E-01	
	²³⁴ U	1.4E-02 \pm 9.9E-03			²³⁴ U	1.7E-02 \pm 1.0E-02	
	²³⁵ U	9.9E-03 \pm 7.9E-03			²³⁵ U	8.5E-03 \pm 7.3E-03	
	²³⁸ U	2.6E-03 \pm 5.3E-03	U		²³⁸ U	1.2E-02 \pm 9.4E-03	
	⁶⁵ Zn	9.1E-02 \pm 2.0E-01	U		⁶⁵ Zn	1.2E-01 \pm 1.5E-01	U
Y724 (N Springs Shoreline)	¹⁴⁴ Ce	2.3E-01 \pm 7.1E-01	U	V001 (200-West)	¹⁴⁴ Ce	-1.9E-01 \pm 8.3E-01	U
	⁶⁰ Co	4.3E-03 \pm 4.3E-02	U		⁶⁰ Co	3.1E-02 \pm 6.2E-02	U
	¹³⁴ Cs	-5.5E-02 \pm 6.5E-02	U		¹³⁴ Cs	-6.9E-02 \pm 7.4E-02	U
	¹³⁷ Cs	2.1E-03 \pm 2.1E-02	U		¹³⁷ Cs	-6.1E-02 \pm 6.6E-02	U
	¹⁵² Eu	-2.8E-02 \pm 1.8E-01	U		¹⁵² Eu	1.1E-02 \pm 1.1E-01	U
	¹⁵⁴ Eu	-1.9E-01 \pm 2.0E-01	U		¹⁵⁴ Eu	4.3E-02 \pm 1.9E-01	U
	¹⁵⁵ Eu	8.0E-02 \pm 1.8E-01	U		¹⁵⁵ Eu	1.5E-01 \pm 1.9E-01	U
	²³⁸ Pu	5.8E-03 \pm 1.4E-02	U		²³⁸ Pu	-2.2E-03 \pm 1.8E-02	U
	^{239/240} Pu	-9.6E-04 \pm 1.9E-03	U		^{239/240} Pu	1.1E-03 \pm 6.6E-03	U
	¹⁰³ Ru	-7.0E-02 \pm 7.0E-02	U		¹⁰³ Ru	9.3E-03 \pm 7.3E-02	U
	¹⁰⁶ Ru	3.2E-01 \pm 6.0E-01	U		¹⁰⁶ Ru	3.2E-01 \pm 6.0E-01	U
	¹²⁵ Sb	-7.8E-02 \pm 1.6E-01	U		¹²⁵ Sb	-2.6E-02 \pm 1.8E-01	U
	¹¹³ Sn	-1.5E-02 \pm 7.2E-02	U		¹¹³ Sn	-2.1E-02 \pm 9.4E-02	U
	⁹⁰ Sr	1.9E-02 \pm 1.9E-01	U		⁹⁰ Sr	9.5E-02 \pm 2.2E-01	U
	²³⁴ U	1.6E-02 \pm 9.4E-03			²³⁴ U	6.3E-03 \pm 6.9E-03	U
	²³⁵ U	3.3E-03 \pm 3.9E-03			²³⁵ U	4.6E-03 \pm 5.8E-03	U
	²³⁸ U	4.0E-03 \pm 5.0E-03	U		²³⁸ U	2.1E-03 \pm 3.0E-03	U
	⁶⁵ Zn	1.6E-01 \pm 1.5E-01	U		⁶⁵ Zn	-6.0E-02 \pm 1.6E-01	U

RQ = Result Qualifier. U = The analyte was analyzed for but not detected.

Table 4-4. 2007 Vegetation Sampling Results (pCi/g \pm total analytical uncertainty).
(16 sheets total)

Location	Isotope	Result \pm Error	RQ*	Location	Isotope	Result \pm Error	RQ*
V007 (200-West)	¹⁴⁴ Ce	-5.2E-02 \pm 5.2E-01	U	V009 (200-West)	¹⁴⁴ Ce	4.5E-01 \pm 4.9E-01	U
	⁶⁰ Co	-5.9E-02 \pm 5.9E-02	U		⁶⁰ Co	-1.7E-02 \pm 4.1E-02	U
	¹³⁴ Cs	3.2E-03 \pm 3.2E-02	U		¹³⁴ Cs	-3.6E-02 \pm 4.6E-02	U
	¹³⁷ Cs	-8.5E-03 \pm 5.6E-02	U		¹³⁷ Cs	8.1E-02 \pm 5.2E-02	U
	¹⁵² Eu	-2.8E-02 \pm 1.6E-01	U		¹⁵² Eu	5.4E-02 \pm 1.2E-01	U
	¹⁵⁴ Eu	5.4E-03 \pm 5.4E-02	U		¹⁵⁴ Eu	-4.9E-02 \pm 1.4E-01	U
	¹⁵⁵ Eu	-1.2E-01 \pm 1.6E-01	U		¹⁵⁵ Eu	1.7E-02 \pm 1.2E-01	U
	²³⁸ Pu	-7.5E-03 \pm 1.6E-02	U		²³⁸ Pu	-7.8E-03 \pm 1.8E-02	U
	^{239/240} Pu	2.8E-03 \pm 4.2E-03	U		^{239/240} Pu	3.2E-02 \pm 1.5E-02	U
	¹⁰³ Ru	-2.6E-02 \pm 5.4E-02	U		¹⁰³ Ru	4.7E-02 \pm 4.6E-02	U
	¹⁰⁶ Ru	-3.4E-01 \pm 5.1E-01	U		¹⁰⁶ Ru	3.0E-01 \pm 3.7E-01	U
	¹²⁵ Sb	-8.0E-02 \pm 1.3E-01	U		¹²⁵ Sb	1.7E-02 \pm 1.1E-01	U
	¹¹³ Sn	-3.0E-02 \pm 6.2E-02	U		¹¹³ Sn	2.9E-03 \pm 2.9E-02	U
	⁹⁰ Sr	-2.4E-01 \pm 2.4E-01	U		⁹⁰ Sr	-3.3E-01 \pm 3.3E-01	U
	²³⁴ U	3.1E-02 \pm 1.4E-02	U		²³⁴ U	3.5E-02 \pm 1.4E-02	U
	²³⁵ U	9.9E-04 \pm 9.9E-03	U		²³⁵ U	4.0E-03 \pm 5.0E-03	U
	²³⁸ U	1.9E-02 \pm 1.1E-02	U		²³⁸ U	2.5E-02 \pm 1.2E-02	U
	⁶⁵ Zn	3.2E-02 \pm 1.3E-01	U		⁶⁵ Zn	-2.0E-01 \pm 2.0E-01	U
V011 (200-West)	¹⁴⁴ Ce	9.4E+00 \pm 2.5E+01	U	V015 (200-West)	¹⁴⁴ Ce	1.8E-01 \pm 4.9E-01	U
	⁶⁰ Co	7.9E-03 \pm 7.9E-02	U		⁶⁰ Co	-5.3E-03 \pm 5.3E-02	U
	¹³⁴ Cs	-5.6E-01 \pm 2.0E+00	U		¹³⁴ Cs	-1.3E-02 \pm 5.2E-02	U
	¹³⁷ Cs	1.2E+00 \pm 2.1E+00	U		¹³⁷ Cs	-1.3E-02 \pm 4.7E-02	U
	¹⁵² Eu	6.2E+00 \pm 6.4E+00	U		¹⁵² Eu	3.6E-02 \pm 1.3E-01	U
	¹⁵⁴ Eu	2.0E+00 \pm 5.9E+00	U		¹⁵⁴ Eu	5.3E-02 \pm 1.4E-01	U
	¹⁵⁵ Eu	-2.9E+00 \pm 6.1E+00	U		¹⁵⁵ Eu	2.9E-02 \pm 1.3E-01	U
	²³⁸ Pu	-1.6E-02 \pm 2.4E-02	U		²³⁸ Pu	2.7E-02 \pm 1.8E-02	U
	^{239/240} Pu	2.6E-03 \pm 3.7E-03	U		^{239/240} Pu	9.3E-04 \pm 9.3E-03	U
	¹⁰³ Ru	-2.5E-01 \pm 2.3E+00	U		¹⁰³ Ru	5.3E-03 \pm 5.0E-02	U
	¹⁰⁶ Ru	1.4E+01 \pm 2.1E+01	U		¹⁰⁶ Ru	-6.0E-02 \pm 4.5E-01	U
	¹²⁵ Sb	-2.6E+00 \pm 5.5E+00	U		¹²⁵ Sb	1.4E-01 \pm 1.2E-01	U
	¹¹³ Sn	-2.9E-02 \pm 2.9E-01	U		¹¹³ Sn	2.0E-02 \pm 5.7E-02	U
	⁹⁰ Sr	3.6E-02 \pm 2.1E-01	U		⁹⁰ Sr	-2.8E-01 \pm 2.8E-01	U
	²³⁴ U	1.9E-02 \pm 1.1E-02	U		²³⁴ U	1.6E-02 \pm 9.0E-03	U
	²³⁵ U	5.2E-03 \pm 5.4E-03	U		²³⁵ U	4.4E-03 \pm 5.5E-03	U
	²³⁸ U	2.0E-02 \pm 1.1E-02	U		²³⁸ U	2.3E-02 \pm 1.1E-02	U
	⁶⁵ Zn	9.6E-01 \pm 4.8E+00	U		⁶⁵ Zn	-2.3E-01 \pm 2.3E-01	U

RQ = Result Qualifier. U = The analyte was analyzed for but not detected.

Table 4-4. 2007 Vegetation Sampling Results (pCi/g \pm total analytical uncertainty).
(16 sheets total)

Location	Isotope	Result \pm Error	RQ*	Location	Isotope	Result \pm Error	RQ*
V017 (200-West)	¹⁴⁴ Ce	-2.0E-01 \pm 5.3E-01	U	V019 (200-West)	¹⁴⁴ Ce	-5.4E-01 \pm 1.1E+00	U
	⁶⁰ Co	1.8E-02 \pm 4.3E-02	U		⁶⁰ Co	-1.2E-01 \pm 1.2E-01	U
	¹³⁴ Cs	1.8E-02 \pm 4.8E-02	U		¹³⁴ Cs	2.3E-02 \pm 1.1E-01	U
	¹³⁷ Cs	1.2E-01 \pm 7.4E-02			¹³⁷ Cs	4.4E-02 \pm 1.1E-01	U
	¹⁵² Eu	6.3E-02 \pm 1.4E-01	U		¹⁵² Eu	1.9E-01 \pm 3.0E-01	U
	¹⁵⁴ Eu	-9.5E-02 \pm 1.2E-01	U		¹⁵⁴ Eu	-2.6E-02 \pm 2.6E-01	U
	¹⁵⁵ Eu	-7.3E-02 \pm 1.4E-01	U		¹⁵⁵ Eu	2.2E-01 \pm 2.5E-01	U
	²³⁸ Pu	-3.0E-03 \pm 1.8E-02	U		²³⁸ Pu	-4.9E-03 \pm 1.5E-02	U
	^{239/240} Pu	5.1E-03 \pm 5.6E-03	U		^{239/240} Pu	4.0E-03 \pm 5.8E-03	U
	¹⁰³ Ru	6.3E-03 \pm 4.8E-02	U		¹⁰³ Ru	-6.9E-02 \pm 1.1E-01	U
	¹⁰⁶ Ru	1.2E-01 \pm 4.6E-01	U		¹⁰⁶ Ru	6.6E-03 \pm 6.6E-02	U
	¹²⁵ Sb	-2.6E-02 \pm 1.2E-01	U		¹²⁵ Sb	7.1E-02 \pm 2.7E-01	U
	¹¹³ Sn	3.1E-02 \pm 5.3E-02	U		¹¹³ Sn	7.5E-03 \pm 7.5E-02	U
	⁹⁰ Sr	-1.2E-01 \pm 2.3E-01	U		⁹⁰ Sr	6.0E-03 \pm 6.0E-02	U
	²³⁴ U	1.8E-02 \pm 9.4E-03			²³⁴ U	1.0E-02 \pm 8.7E-03	U
	²³⁵ U	9.7E-04 \pm 3.4E-03	U		²³⁵ U	3.0E-03 \pm 3.5E-03	
	²³⁸ U	2.0E-02 \pm 1.0E-02			²³⁸ U	1.3E-02 \pm 7.7E-03	
	⁶⁵ Zn	1.9E-02 \pm 1.0E-01	U		⁶⁵ Zn	3.7E-02 \pm 2.4E-01	U
V025 (200-West)	¹⁴⁴ Ce	2.5E-01 \pm 4.6E-01	U	V027 (200-West)	¹⁴⁴ Ce	2.2E-01 \pm 7.1E-01	U
	⁶⁰ Co	1.6E-02 \pm 3.8E-02	U		⁶⁰ Co	1.9E-02 \pm 5.9E-02	U
	¹³⁴ Cs	-1.6E-02 \pm 4.1E-02	U		¹³⁴ Cs	-4.4E-02 \pm 5.8E-02	U
	¹³⁷ Cs	4.1E-02 \pm 4.4E-02	U		¹³⁷ Cs	-8.2E-03 \pm 6.2E-02	U
	¹⁵² Eu	1.4E-02 \pm 1.1E-01	U		¹⁵² Eu	-8.2E-02 \pm 1.7E-01	U
	¹⁵⁴ Eu	2.2E-02 \pm 1.2E-01	U		¹⁵⁴ Eu	-2.1E-01 \pm 2.1E-01	U
	¹⁵⁵ Eu	-3.7E-03 \pm 3.7E-02	U		¹⁵⁵ Eu	7.9E-02 \pm 1.6E-01	U
	²³⁸ Pu	-5.3E-03 \pm 1.6E-02	U		²³⁸ Pu	6.3E-03 \pm 1.8E-02	U
	^{239/240} Pu	3.2E-03 \pm 4.8E-03	U		^{239/240} Pu	1.0E-03 \pm 5.3E-03	U
	¹⁰³ Ru	1.4E-03 \pm 1.4E-02	U		¹⁰³ Ru	-1.6E-02 \pm 6.1E-02	U
	¹⁰⁶ Ru	-9.5E-02 \pm 3.5E-01	U		¹⁰⁶ Ru	-3.8E-02 \pm 3.8E-01	U
	¹²⁵ Sb	7.0E-02 \pm 1.0E-01	U		¹²⁵ Sb	1.3E-01 \pm 1.6E-01	U
	¹¹³ Sn	-2.2E-02 \pm 5.2E-02	U		¹¹³ Sn	-3.9E-02 \pm 7.7E-02	U
	⁹⁰ Sr	-4.6E-02 \pm 2.5E-01	U		⁹⁰ Sr	-3.4E-01 \pm 3.4E-01	U
	²³⁴ U	8.7E-03 \pm 8.7E-03	U		²³⁴ U	1.5E-02 \pm 8.5E-03	
	²³⁵ U	1.1E-03 \pm 3.8E-03	U		²³⁵ U	9.8E-04 \pm 4.4E-03	U
	²³⁸ U	7.7E-03 \pm 6.9E-03	U		²³⁸ U	1.5E-02 \pm 8.2E-03	
	⁶⁵ Zn	-5.3E-02 \pm 9.8E-02	U		⁶⁵ Zn	1.4E-01 \pm 1.3E-01	U

RQ = Result Qualifier. U = The analyte was analyzed for but not detected.

Table 4-4. 2007 Vegetation Sampling Results (pCi/g \pm total analytical uncertainty).
(16 sheets total)

Location	Isotope	Result \pm Error	RQ*	Location	Isotope	Result \pm Error	RQ*
V029 (200-West)	¹⁴⁴ Ce	-6.5E-02 \pm 5.8E-01	U	V031 (200-West)	¹⁴⁴ Ce	1.5E-01 \pm 9.4E-01	U
	⁶⁰ Co	-1.2E-02 \pm 5.4E-02	U		⁶⁰ Co	1.2E-02 \pm 9.0E-02	U
	¹³⁴ Cs	1.2E-03 \pm 1.2E-02	U		¹³⁴ Cs	1.2E-02 \pm 9.4E-02	U
	¹³⁷ Cs	1.7E-01 \pm 8.8E-02			¹³⁷ Cs	-3.7E-02 \pm 9.9E-02	U
	¹⁵² Eu	-1.1E-01 \pm 1.5E-01	U		¹⁵² Eu	3.1E-02 \pm 3.0E-01	U
	¹⁵⁴ Eu	-2.7E-03 \pm 2.7E-02	U		¹⁵⁴ Eu	2.0E-01 \pm 2.9E-01	U
	¹⁵⁵ Eu	6.5E-03 \pm 6.5E-02	U		¹⁵⁵ Eu	-6.2E-02 \pm 2.2E-01	U
	²³⁸ Pu	1.1E-03 \pm 1.1E-03	U		²³⁸ Pu	-1.2E-02 \pm 1.5E-02	U
	^{239/240} Pu	5.1E-03 \pm 6.3E-03	U		^{239/240} Pu	2.9E-03 \pm 5.2E-03	U
	¹⁰³ Ru	-3.8E-02 \pm 5.6E-02	U		¹⁰³ Ru	-7.8E-02 \pm 9.9E-02	U
	¹⁰⁶ Ru	-4.7E-01 \pm 5.1E-01	U		¹⁰⁶ Ru	1.1E-01 \pm 7.9E-01	U
	¹²⁵ Sb	5.5E-02 \pm 1.3E-01	U		¹²⁵ Sb	-1.1E-01 \pm 2.4E-01	U
	¹¹³ Sn	2.3E-02 \pm 6.0E-02	U		¹¹³ Sn	-5.8E-02 \pm 1.1E-01	U
	⁹⁰ Sr	-9.0E-02 \pm 2.2E-01	U		⁹⁰ Sr	-2.6E-01 \pm 2.6E-01	U
	²³⁴ U	1.3E-02 \pm 8.4E-03			²³⁴ U	1.9E-02 \pm 1.0E-02	
	²³⁵ U	2.1E-03 \pm 3.0E-03	U		²³⁵ U	4.4E-03 \pm 4.5E-03	
	²³⁸ U	1.2E-02 \pm 7.6E-03			²³⁸ U	1.6E-02 \pm 9.0E-03	
	⁶⁵ Zn	1.2E-01 \pm 1.3E-01	U		⁶⁵ Zn	4.7E-02 \pm 2.2E-01	U
V035 (200-West)	¹⁴⁴ Ce	1.3E-01 \pm 7.9E-01	U	V037 (200-West)	¹⁴⁴ Ce	-2.6E-01 \pm 7.6E-01	U
	⁶⁰ Co	-1.6E-02 \pm 7.5E-02	U		⁶⁰ Co	-1.7E-02 \pm 5.7E-02	U
	¹³⁴ Cs	8.7E-04 \pm 8.7E-03	U		¹³⁴ Cs	-2.8E-02 \pm 7.0E-02	U
	¹³⁷ Cs	4.6E-02 \pm 7.9E-02	U		¹³⁷ Cs	5.4E-02 \pm 6.7E-02	U
	¹⁵² Eu	-1.1E-01 \pm 2.2E-01	U		¹⁵² Eu	8.9E-02 \pm 1.8E-01	U
	¹⁵⁴ Eu	-5.4E-02 \pm 2.1E-01	U		¹⁵⁴ Eu	2.2E-02 \pm 1.8E-01	U
	¹⁵⁵ Eu	1.3E-01 \pm 2.0E-01	U		¹⁵⁵ Eu	-1.1E-01 \pm 1.8E-01	U
	²³⁸ Pu	-4.2E-03 \pm 1.7E-02	U		²³⁸ Pu	3.5E-03 \pm 1.8E-02	U
	^{239/240} Pu	6.3E-03 \pm 5.4E-03			^{239/240} Pu	8.1E-03 \pm 7.2E-03	U
	¹⁰³ Ru	1.3E-02 \pm 7.5E-02	U		¹⁰³ Ru	-3.9E-02 \pm 6.6E-02	U
	¹⁰⁶ Ru	-6.3E-02 \pm 6.3E-01	U		¹⁰⁶ Ru	-4.4E-01 \pm 5.4E-01	U
	¹²⁵ Sb	-1.5E-01 \pm 1.7E-01	U		¹²⁵ Sb	-1.2E-01 \pm 1.7E-01	U
	¹¹³ Sn	-3.5E-02 \pm 8.7E-02	U		¹¹³ Sn	-4.6E-02 \pm 8.1E-02	U
	⁹⁰ Sr	-5.0E-01 \pm 5.1E-01	U		⁹⁰ Sr	-2.0E-01 \pm 2.4E-01	U
	²³⁴ U	1.1E-02 \pm 6.9E-03			²³⁴ U	1.1E-02 \pm 7.7E-03	
	²³⁵ U	1.0E-03 \pm 3.5E-03	U		²³⁵ U	-1.1E-03 \pm 5.8E-03	U
	²³⁸ U	1.7E-02 \pm 9.2E-03			²³⁸ U	5.2E-03 \pm 6.4E-03	U
	⁶⁵ Zn	-1.9E-01 \pm 1.9E-01	U		⁶⁵ Zn	4.0E-02 \pm 1.5E-01	U

RQ = Result Qualifier. U = The analyte was analyzed for but not detected.

Table 4-4. 2007 Vegetation Sampling Results (pCi/g \pm total analytical uncertainty).
(16 sheets total)

Location	Isotope	Result \pm Error	RQ*	Location	Isotope	Result \pm Error	RQ*
V039 (200-West)	¹⁴⁴ Ce	-9.0E-02 \pm 6.0E-01	U	V041 (200-West)	¹⁴⁴ Ce	-9.3E-01 \pm 9.3E-01	U
	⁶⁰ Co	-2.5E-02 \pm 5.7E-02	U		⁶⁰ Co	1.1E-02 \pm 5.4E-02	U
	¹³⁴ Cs	-9.3E-03 \pm 5.7E-02	U		¹³⁴ Cs	5.3E-02 \pm 6.6E-02	U
	¹³⁷ Cs	-2.4E-03 \pm 2.4E-02	U		¹³⁷ Cs	-2.1E-02 \pm 6.5E-02	U
	¹⁵² Eu	4.1E-02 \pm 1.5E-01	U		¹⁵² Eu	2.8E-02 \pm 1.7E-01	U
	¹⁵⁴ Eu	-1.6E-01 \pm 1.7E-01	U		¹⁵⁴ Eu	-3.7E-02 \pm 1.6E-01	U
	¹⁵⁵ Eu	3.2E-02 \pm 1.4E-01	U		¹⁵⁵ Eu	3.8E-02 \pm 1.9E-01	U
	²³⁸ Pu	-5.0E-03 \pm 2.8E-02	U		²³⁸ Pu	-6.6E-03 \pm 1.9E-02	U
	^{239/240} Pu	6.6E-03 \pm 9.5E-03	U		^{239/240} Pu	1.1E-02 \pm 8.1E-03	U
	¹⁰³ Ru	-1.2E-02 \pm 5.8E-02	U		¹⁰³ Ru	1.1E-03 \pm 1.1E-02	U
	¹⁰⁶ Ru	-1.0E-02 \pm 1.0E-01	U		¹⁰⁶ Ru	-8.7E-02 \pm 5.6E-01	U
	¹²⁵ Sb	3.8E-02 \pm 1.4E-01	U		¹²⁵ Sb	2.6E-02 \pm 1.6E-01	U
	¹¹³ Sn	-1.3E-02 \pm 6.4E-02	U		¹¹³ Sn	1.1E-02 \pm 7.6E-02	U
	⁹⁰ Sr	-2.7E-02 \pm 2.3E-01	U		⁹⁰ Sr	-1.9E-01 \pm 2.1E-01	U
	²³⁴ U	1.4E-02 \pm 7.7E-03	U		²³⁴ U	1.3E-02 \pm 8.2E-03	U
	²³⁵ U	3.7E-03 \pm 4.6E-03	U		²³⁵ U	4.0E-03 \pm 5.0E-03	U
	²³⁸ U	4.2E-03 \pm 3.9E-03	U		²³⁸ U	1.5E-02 \pm 8.4E-03	U
	⁶⁵ Zn	6.1E-02 \pm 1.3E-01	U		⁶⁵ Zn	-9.8E-02 \pm 1.4E-01	U
V043 (200-West)	¹⁴⁴ Ce	-2.8E-01 \pm 6.4E-01	U	V045 (200-West)	¹⁴⁴ Ce	1.2E-01 \pm 6.8E-01	U
	⁶⁰ Co	-6.4E-03 \pm 4.9E-02	U		⁶⁰ Co	2.3E-04 \pm 2.3E-03	U
	¹³⁴ Cs	-3.5E-02 \pm 5.8E-02	U		¹³⁴ Cs	-4.4E-03 \pm 4.4E-02	U
	¹³⁷ Cs	2.0E-02 \pm 5.1E-02	U		¹³⁷ Cs	-1.5E-02 \pm 5.7E-02	U
	¹⁵² Eu	-8.0E-02 \pm 1.5E-01	U		¹⁵² Eu	-4.7E-02 \pm 1.7E-01	U
	¹⁵⁴ Eu	-6.4E-02 \pm 1.4E-01	U		¹⁵⁴ Eu	-1.5E-01 \pm 1.9E-01	U
	¹⁵⁵ Eu	-8.2E-02 \pm 1.5E-01	U		¹⁵⁵ Eu	5.0E-02 \pm 1.5E-01	U
	²³⁸ Pu	9.4E-04 \pm 9.4E-03	U		²³⁸ Pu	-3.0E-03 \pm 1.7E-02	U
	^{239/240} Pu	-1.9E-03 \pm 3.8E-03	U		^{239/240} Pu	7.0E-03 \pm 6.2E-03	U
	¹⁰³ Ru	-2.2E-02 \pm 5.8E-02	U		¹⁰³ Ru	-2.1E-02 \pm 5.6E-02	U
	¹⁰⁶ Ru	1.2E-01 \pm 4.4E-01	U		¹⁰⁶ Ru	3.2E-01 \pm 4.7E-01	U
	¹²⁵ Sb	-4.6E-02 \pm 1.4E-01	U		¹²⁵ Sb	-5.2E-02 \pm 1.5E-01	U
	¹¹³ Sn	-7.4E-02 \pm 7.4E-02	U		¹¹³ Sn	-2.3E-02 \pm 7.2E-02	U
	⁹⁰ Sr	-1.8E-01 \pm 2.3E-01	U		⁹⁰ Sr	-1.1E-01 \pm 2.2E-01	U
	²³⁴ U	2.9E-02 \pm 1.2E-02	U		²³⁴ U	6.7E-03 \pm 5.0E-03	U
	²³⁵ U	2.9E-03 \pm 4.4E-03	U		²³⁵ U	1.8E-03 \pm 3.6E-03	U
	²³⁸ U	3.9E-02 \pm 1.6E-02	U		²³⁸ U	1.0E-02 \pm 6.3E-03	U
	⁶⁵ Zn	1.3E-02 \pm 1.2E-01	U		⁶⁵ Zn	3.0E-02 \pm 1.5E-01	U

RQ = Result Qualifier. U = The analyte was analyzed for but not detected.

Table 4-4. 2007 Vegetation Sampling Results (pCi/g \pm total analytical uncertainty).
(16 sheets total)

Location	Isotope	Result \pm Error	RQ*	Location	Isotope	Result \pm Error	RQ*
V047 (200-West)	¹⁴⁴ Ce	-2.7E-01 \pm 5.8E-01	U	V049 (200-West)	¹⁴⁴ Ce	4.8E-01 \pm 9.5E-01	U
	⁶⁰ Co	-1.5E-02 \pm 4.6E-02	U		⁶⁰ Co	-2.3E-02 \pm 8.6E-02	U
	¹³⁴ Cs	5.1E-02 \pm 5.4E-02	U		¹³⁴ Cs	-4.0E-02 \pm 8.8E-02	U
	¹³⁷ Cs	-9.4E-03 \pm 5.2E-02	U		¹³⁷ Cs	-5.4E-02 \pm 8.9E-02	U
	¹⁵² Eu	3.7E-02 \pm 1.4E-01	U		¹⁵² Eu	6.4E-02 \pm 2.5E-01	U
	¹⁵⁴ Eu	7.6E-02 \pm 1.5E-01	U		¹⁵⁴ Eu	-2.9E-01 \pm 2.9E-01	U
	¹⁵⁵ Eu	-1.4E-02 \pm 1.4E-01	U		¹⁵⁵ Eu	-7.3E-02 \pm 2.4E-01	U
	²³⁸ Pu	1.1E-03 \pm 1.1E-02	U		²³⁸ Pu	-7.3E-03 \pm 1.5E-02	U
	^{239/240} Pu	1.1E-03 \pm 3.8E-03	U		^{239/240} Pu	2.1E-03 \pm 4.2E-03	U
	¹⁰³ Ru	1.1E-02 \pm 5.5E-02	U		¹⁰³ Ru	6.2E-02 \pm 8.6E-02	U
	¹⁰⁶ Ru	-2.5E-02 \pm 2.5E-01	U		¹⁰⁶ Ru	-3.6E-01 \pm 9.5E-01	U
	¹²⁵ Sb	-1.7E-02 \pm 1.4E-01	U		¹²⁵ Sb	2.3E-02 \pm 2.0E-01	U
	¹¹³ Sn	-7.3E-03 \pm 6.3E-02	U		¹¹³ Sn	-1.1E-01 \pm 1.1E-01	U
	⁹⁰ Sr	-2.8E-02 \pm 2.3E-01	U		⁹⁰ Sr	-2.3E-02 \pm 2.0E-01	U
	²³⁴ U	1.5E-02 \pm 8.8E-03			²³⁴ U	1.7E-02 \pm 9.3E-03	
	²³⁵ U	-1.0E-03 \pm 5.3E-03	U		²³⁵ U	1.9E-03 \pm 2.7E-03	
	²³⁸ U	1.1E-02 \pm 8.2E-03			²³⁸ U	1.7E-02 \pm 9.0E-03	
	⁶⁵ Zn	5.4E-02 \pm 1.2E-01	U		⁶⁵ Zn	2.9E-01 \pm 2.1E-01	U
V051 (200-West)	¹⁴⁴ Ce	-1.8E-01 \pm 1.1E+00	U	V111 (200-West, Replicate of V007)	¹⁴⁴ Ce	2.9E-01 \pm 4.4E-01	U
	⁶⁰ Co	-1.2E-01 \pm 1.2E-01	U		⁶⁰ Co	-3.2E-02 \pm 4.6E-02	U
	¹³⁴ Cs	-6.1E-02 \pm 1.1E-01	U		¹³⁴ Cs	1.3E-02 \pm 4.9E-02	U
	¹³⁷ Cs	-8.6E-02 \pm 1.1E-01	U		¹³⁷ Cs	8.8E-04 \pm 8.8E-03	U
	¹⁵² Eu	1.5E-01 \pm 2.8E-01	U		¹⁵² Eu	-7.1E-02 \pm 1.2E-01	U
	¹⁵⁴ Eu	7.2E-02 \pm 3.0E-01	U		¹⁵⁴ Eu	-2.5E-02 \pm 1.4E-01	U
	¹⁵⁵ Eu	-1.4E-01 \pm 2.4E-01	U		¹⁵⁵ Eu	2.1E-02 \pm 1.1E-01	U
	²³⁸ Pu	1.6E-02 \pm 1.8E-02	U		²³⁸ Pu	8.2E-03 \pm 2.0E-02	U
	^{239/240} Pu	-3.5E-03 \pm 5.3E-03	U		^{239/240} Pu	-2.3E-03 \pm 8.0E-03	U
	¹⁰³ Ru	-2.2E-02 \pm 1.4E-01	U		¹⁰³ Ru	1.6E-02 \pm 5.3E-02	U
	¹⁰⁶ Ru	-2.6E-01 \pm 8.9E-01	U		¹⁰⁶ Ru	7.8E-02 \pm 4.2E-01	U
	¹²⁵ Sb	-7.3E-02 \pm 2.6E-01	U		¹²⁵ Sb	8.4E-03 \pm 8.4E-02	U
	¹¹³ Sn	1.1E-01 \pm 1.4E-01	U		¹¹³ Sn	-2.1E-02 \pm 6.1E-02	U
	⁹⁰ Sr	-5.0E-02 \pm 2.1E-01	U		⁹⁰ Sr	6.0E-03 \pm 6.0E-02	U
	²³⁴ U	1.1E-02 \pm 7.7E-03			²³⁴ U	1.7E-02 \pm 9.3E-03	
	²³⁵ U	2.2E-03 \pm 4.4E-03	U		²³⁵ U	3.0E-03 \pm 4.5E-03	U
	²³⁸ U	1.0E-02 \pm 6.8E-03			²³⁸ U	1.7E-02 \pm 9.0E-03	
	⁶⁵ Zn	-3.4E-01 \pm 3.4E-01	U		⁶⁵ Zn	2.9E-02 \pm 1.1E-01	U

RQ = Result Qualifier. U = The analyte was analyzed for but not detected.

Table 4-4. 2007 Vegetation Sampling Results (pCi/g \pm total analytical uncertainty).
(16 sheets total)

Location	Isotope	Result \pm Error	RQ*	Location	Isotope	Result \pm Error	RQ*
V053 (200-East)	¹⁴⁴ Ce	-4.8E-01 \pm 6.7E-01	U	V055 (200-East)	¹⁴⁴ Ce	-1.2E-01 \pm 6.6E-01	U
	⁶⁰ Co	-3.8E-02 \pm 6.3E-02	U		⁶⁰ Co	2.0E-02 \pm 5.5E-02	U
	¹³⁴ Cs	7.5E-04 \pm 7.4E-03	U		¹³⁴ Cs	2.2E-02 \pm 5.5E-02	U
	¹³⁷ Cs	1.1E-02 \pm 6.3E-02	U		¹³⁷ Cs	5.4E-03 \pm 5.4E-02	U
	¹⁵² Eu	3.1E-02 \pm 1.7E-01	U		¹⁵² Eu	-1.4E-01 \pm 1.6E-01	U
	¹⁵⁴ Eu	6.5E-03 \pm 6.5E-02	U		¹⁵⁴ Eu	-2.7E-02 \pm 1.5E-01	U
	¹⁵⁵ Eu	7.1E-02 \pm 1.9E-01	U		¹⁵⁵ Eu	1.3E-02 \pm 1.3E-01	U
	²³⁸ Pu	-1.3E-03 \pm 1.3E-02	U		²³⁸ Pu	5.5E-03 \pm 1.8E-02	U
	^{239/240} Pu	1.3E-03 \pm 4.5E-03	U		^{239/240} Pu	1.1E-03 \pm 1.1E-03	U
	¹⁰³ Ru	-6.6E-03 \pm 6.6E-02	U		¹⁰³ Ru	6.8E-03 \pm 5.4E-02	U
	¹⁰⁶ Ru	-3.1E-01 \pm 5.6E-01	U		¹⁰⁶ Ru	-3.5E-01 \pm 4.9E-01	U
	¹²⁵ Sb	-3.0E-02 \pm 1.5E-01	U		¹²⁵ Sb	4.3E-02 \pm 1.5E-01	U
	¹¹³ Sn	9.3E-03 \pm 7.5E-02	U		¹¹³ Sn	-2.6E-02 \pm 7.0E-02	U
	⁹⁰ Sr	-1.4E-01 \pm 2.3E-01	U		⁹⁰ Sr	-1.8E-02 \pm 1.8E-01	U
	²³⁴ U	1.2E-02 \pm 7.6E-03			²³⁴ U	2.1E-02 \pm 1.1E-02	
	²³⁵ U	2.1E-03 \pm 4.2E-03	U		²³⁵ U	1.0E-03 \pm 2.0E-03	U
	²³⁸ U	1.2E-02 \pm 8.2E-03			²³⁸ U	7.4E-03 \pm 5.5E-03	
	⁶⁵ Zn	-3.7E-01 \pm 3.7E-01	U		⁶⁵ Zn	1.2E-01 \pm 1.3E-01	U
V057 (200-East)	¹⁴⁴ Ce	1.0E+00 \pm 7.9E-01	U	V059 (200-East)	¹⁴⁴ Ce	3.8E-02 \pm 3.8E-01	U
	⁶⁰ Co	2.9E-04 \pm 2.9E-03	U		⁶⁰ Co	-8.9E-03 \pm 8.9E-02	U
	¹³⁴ Cs	4.8E-02 \pm 7.8E-02	U		¹³⁴ Cs	-8.9E-02 \pm 1.0E-01	U
	¹³⁷ Cs	-3.0E-02 \pm 6.9E-02	U		¹³⁷ Cs	-6.5E-02 \pm 9.3E-02	U
	¹⁵² Eu	-6.9E-02 \pm 1.9E-01	U		¹⁵² Eu	2.8E-01 \pm 2.5E-01	U
	¹⁵⁴ Eu	-3.8E-03 \pm 3.8E-02	U		¹⁵⁴ Eu	-1.7E-01 \pm 3.0E-01	U
	¹⁵⁵ Eu	4.5E-02 \pm 2.0E-01	U		¹⁵⁵ Eu	8.6E-02 \pm 2.4E-01	U
	²³⁸ Pu	-2.8E-03 \pm 1.1E-02	U		²³⁸ Pu	8.5E-04 \pm 6.6E-03	U
	^{239/240} Pu	-1.9E-03 \pm 2.7E-03	U		^{239/240} Pu	8.5E-04 \pm 8.5E-03	U
	¹⁰³ Ru	-2.4E-02 \pm 8.8E-02	U		¹⁰³ Ru	-4.4E-02 \pm 1.1E-01	U
	¹⁰⁶ Ru	8.1E-03 \pm 8.1E-02	U		¹⁰⁶ Ru	-3.1E-01 \pm 8.7E-01	U
	¹²⁵ Sb	-3.3E-02 \pm 1.8E-01	U		¹²⁵ Sb	7.7E-02 \pm 2.2E-01	U
	¹¹³ Sn	-5.4E-02 \pm 8.7E-02	U		¹¹³ Sn	4.1E-02 \pm 1.1E-01	U
	⁹⁰ Sr	-1.6E-01 \pm 1.8E-01	U		⁹⁰ Sr	-1.5E-01 \pm 1.8E-01	U
	²³⁴ U	1.2E-02 \pm 7.9E-03			²³⁴ U	9.0E-03 \pm 7.1E-03	
	²³⁵ U	1.8E-03 \pm 3.6E-03	U		²³⁵ U	2.0E-03 \pm 2.9E-03	U
	²³⁸ U	1.1E-02 \pm 7.5E-03			²³⁸ U	9.0E-04 \pm 4.8E-03	U
	⁶⁵ Zn	7.9E-02 \pm 1.9E-01	U		⁶⁵ Zn	-5.2E-02 \pm 2.2E-01	U

RQ = Result Qualifier. U = The analyte was analyzed for but not detected.

Table 4-4. 2007 Vegetation Sampling Results (pCi/g \pm total analytical uncertainty).
(16 sheets total)

Location	Isotope	Result \pm Error	RQ*	Location	Isotope	Result \pm Error	RQ*
V063 (200-East)	¹⁴⁴ Ce	-3.2E-01 \pm 6.1E-01	U	V065 (200-East)	¹⁴⁴ Ce	-1.9E-01 \pm 7.0E-01	U
	⁶⁰ Co	-1.2E-03 \pm 1.2E-02	U		⁶⁰ Co	-6.8E-03 \pm 5.1E-02	U
	¹³⁴ Cs	1.6E-03 \pm 1.6E-02	U		¹³⁴ Cs	2.6E-04 \pm 2.6E-03	U
	¹³⁷ Cs	3.1E-02 \pm 5.5E-02	U		¹³⁷ Cs	3.0E-01 \pm 9.7E-02	U
	¹⁵² Eu	-1.1E-01 \pm 1.4E-01	U		¹⁵² Eu	-1.6E-01 \pm 1.6E-01	U
	¹⁵⁴ Eu	-4.1E-02 \pm 1.5E-01	U		¹⁵⁴ Eu	-8.3E-02 \pm 1.6E-01	U
	¹⁵⁵ Eu	-1.2E-01 \pm 2.0E-01	U		¹⁵⁵ Eu	-5.7E-02 \pm 1.6E-01	U
	²³⁸ Pu	-9.9E-03 \pm 1.8E-02	U		²³⁸ Pu	-1.8E-03 \pm 1.7E-02	U
	^{239/240} Pu	9.9E-04 \pm 9.9E-03	U		^{239/240} Pu	4.6E-03 \pm 5.7E-03	U
	¹⁰³ Ru	-5.9E-03 \pm 5.9E-02	U		¹⁰³ Ru	-3.2E-02 \pm 6.9E-02	U
	¹⁰⁶ Ru	-2.5E-01 \pm 4.8E-01	U		¹⁰⁶ Ru	-5.6E-01 \pm 5.6E-01	U
	¹²⁵ Sb	-2.1E-02 \pm 1.4E-01	U		¹²⁵ Sb	-9.1E-03 \pm 9.1E-02	U
	¹¹³ Sn	3.7E-02 \pm 6.8E-02	U		¹¹³ Sn	5.4E-02 \pm 7.4E-02	U
	⁹⁰ Sr	3.0E-01 \pm 2.4E-01			⁹⁰ Sr	1.7E-01 \pm 2.1E-01	U
	²³⁴ U	2.1E-02 \pm 1.1E-02			²³⁴ U	1.5E-02 \pm 8.4E-03	
	²³⁵ U	2.1E-03 \pm 4.2E-03	U		²³⁵ U	4.1E-03 \pm 5.1E-03	U
	²³⁸ U	1.6E-02 \pm 9.0E-03			²³⁸ U	8.5E-03 \pm 6.0E-03	
	⁶⁵ Zn	2.2E-01 \pm 1.1E-01			⁶⁵ Zn	-5.6E-02 \pm 1.3E-01	U
V075 (200-East)	¹⁴⁴ Ce	2.9E-01 \pm 7.1E-01	U	V079 (200-East)	¹⁴⁴ Ce	-1.0E-02 \pm 1.0E-01	U
	⁶⁰ Co	-4.7E-02 \pm 7.1E-02	U		⁶⁰ Co	2.3E-02 \pm 5.0E-02	U
	¹³⁴ Cs	-6.5E-03 \pm 6.5E-02	U		¹³⁴ Cs	-8.7E-03 \pm 4.7E-02	U
	¹³⁷ Cs	2.1E-02 \pm 6.3E-02	U		¹³⁷ Cs	-3.5E-02 \pm 4.8E-02	U
	¹⁵² Eu	-2.2E-02 \pm 1.8E-01	U		¹⁵² Eu	-1.7E-02 \pm 1.3E-01	U
	¹⁵⁴ Eu	-4.9E-02 \pm 1.9E-01	U		¹⁵⁴ Eu	-1.0E-01 \pm 1.5E-01	U
	¹⁵⁵ Eu	-7.0E-02 \pm 1.8E-01	U		¹⁵⁵ Eu	4.5E-02 \pm 1.3E-01	U
	²³⁸ Pu	4.3E-03 \pm 1.8E-02	U		²³⁸ Pu	-1.3E-03 \pm 1.3E-02	U
	^{239/240} Pu	-1.1E-03 \pm 2.2E-03	U		^{239/240} Pu	8.8E-03 \pm 7.0E-03	
	¹⁰³ Ru	3.4E-02 \pm 7.5E-02	U		¹⁰³ Ru	-4.0E-02 \pm 5.6E-02	U
	¹⁰⁶ Ru	2.7E-01 \pm 6.1E-01	U		¹⁰⁶ Ru	5.2E-02 \pm 4.1E-01	U
	¹²⁵ Sb	8.5E-02 \pm 1.7E-01	U		¹²⁵ Sb	-1.3E-02 \pm 1.3E-01	U
	¹¹³ Sn	5.5E-02 \pm 7.7E-02	U		¹¹³ Sn	2.3E-02 \pm 6.0E-02	U
	⁹⁰ Sr	-7.3E-02 \pm 1.8E-01	U		⁹⁰ Sr	-2.4E-01 \pm 2.4E-01	U
	²³⁴ U	2.2E-02 \pm 1.1E-02			²³⁴ U	8.4E-03 \pm 6.3E-03	
	²³⁵ U	6.3E-03 \pm 5.4E-03			²³⁵ U	3.4E-03 \pm 5.1E-03	U
	²³⁸ U	6.7E-03 \pm 5.4E-03			²³⁸ U	8.4E-03 \pm 6.3E-03	
	⁶⁵ Zn	-3.5E-01 \pm 3.5E-01	U		⁶⁵ Zn	-3.3E-01 \pm 3.3E-01	U

RQ = Result Qualifier. U = The analyte was analyzed for but not detected.

Table 4-4. 2007 Vegetation Sampling Results (pCi/g \pm total analytical uncertainty).
(16 sheets total)

Location	Isotope	Result \pm Error	RQ*	Location	Isotope	Result \pm Error	RQ*
V081 (600 Area)	¹⁴⁴ Ce	-3.5E-01 \pm 1.1E+00	U	V083 (600 Area)	¹⁴⁴ Ce	2.5E-01 \pm 5.7E-01	U
	⁶⁰ Co	1.6E-02 \pm 1.1E-01	U		⁶⁰ Co	-3.2E-02 \pm 4.8E-02	U
	¹³⁴ Cs	-3.0E-02 \pm 1.1E-01	U		¹³⁴ Cs	3.6E-02 \pm 4.8E-02	U
	¹³⁷ Cs	-5.2E-02 \pm 1.0E-01	U		¹³⁷ Cs	3.0E-02 \pm 5.1E-02	U
	¹⁵² Eu	-1.4E-01 \pm 3.0E-01	U		¹⁵² Eu	-6.4E-02 \pm 1.3E-01	U
	¹⁵⁴ Eu	1.1E-01 \pm 3.1E-01	U		¹⁵⁴ Eu	-4.7E-02 \pm 1.4E-01	U
	¹⁵⁵ Eu	1.3E-02 \pm 1.3E-01	U		¹⁵⁵ Eu	6.8E-02 \pm 1.4E-01	U
	²³⁸ Pu	9.7E-03 \pm 1.2E-02	U		²³⁸ Pu	-9.2E-03 \pm 1.5E-02	U
	^{239/240} Pu	1.2E-03 \pm 2.4E-03	U		^{239/240} Pu	2.6E-03 \pm 3.7E-03	U
	¹⁰³ Ru	-2.5E-02 \pm 1.2E-01	U		¹⁰³ Ru	-2.3E-02 \pm 5.8E-02	U
	¹⁰⁶ Ru	8.6E-02 \pm 8.6E-01	U		¹⁰⁶ Ru	-1.0E-01 \pm 4.6E-01	U
	¹²⁵ Sb	1.1E-01 \pm 2.5E-01	U		¹²⁵ Sb	1.7E-02 \pm 1.2E-01	U
	¹¹³ Sn	1.6E-02 \pm 1.3E-01	U		¹¹³ Sn	-1.9E-02 \pm 6.3E-02	U
	⁹⁰ Sr	2.0E-01 \pm 2.1E-01	U		⁹⁰ Sr	-3.2E-01 \pm 3.2E-01	U
	²³⁴ U	6.1E-03 \pm 6.0E-03	U		²³⁴ U	8.4E-03 \pm 6.0E-03	U
	²³⁵ U	4.5E-03 \pm 4.6E-03	U		²³⁵ U	6.2E-03 \pm 5.3E-03	U
	²³⁸ U	8.2E-03 \pm 6.1E-03	U		²³⁸ U	5.6E-03 \pm 4.8E-03	U
	⁶⁵ Zn	-4.4E-01 \pm 4.4E-01	U		⁶⁵ Zn	-1.2E-01 \pm 1.2E-01	U
V085 (600 Area)	¹⁴⁴ Ce	1.7E-01 \pm 6.4E-01	U	V087 (600 Area)	¹⁴⁴ Ce	1.7E-02 \pm 1.7E-01	U
	⁶⁰ Co	-3.1E-02 \pm 5.9E-02	U		⁶⁰ Co	-8.7E-03 \pm 6.0E-02	U
	¹³⁴ Cs	6.1E-02 \pm 6.2E-02	U		¹³⁴ Cs	1.3E-01 \pm 8.2E-02	U
	¹³⁷ Cs	-2.4E-02 \pm 6.6E-02	U		¹³⁷ Cs	-2.7E-02 \pm 5.7E-02	U
	¹⁵² Eu	-1.7E-02 \pm 1.5E-01	U		¹⁵² Eu	-4.6E-03 \pm 4.6E-02	U
	¹⁵⁴ Eu	3.1E-02 \pm 1.6E-01	U		¹⁵⁴ Eu	1.0E-01 \pm 1.9E-01	U
	¹⁵⁵ Eu	-7.9E-03 \pm 7.9E-02	U		¹⁵⁵ Eu	2.5E-02 \pm 1.6E-01	U
	²³⁸ Pu	-2.1E-03 \pm 1.5E-02	U		²³⁸ Pu	3.8E-03 \pm 1.4E-02	U
	^{239/240} Pu	1.0E-03 \pm 1.0E-02	U		^{239/240} Pu	1.9E-03 \pm 3.8E-03	U
	¹⁰³ Ru	-6.8E-02 \pm 6.8E-02	U		¹⁰³ Ru	-3.2E-02 \pm 6.8E-02	U
	¹⁰⁶ Ru	7.0E-02 \pm 5.9E-01	U		¹⁰⁶ Ru	-2.5E-01 \pm 5.3E-01	U
	¹²⁵ Sb	-7.4E-02 \pm 1.4E-01	U		¹²⁵ Sb	-4.2E-02 \pm 1.6E-01	U
	¹¹³ Sn	2.3E-02 \pm 7.2E-02	U		¹¹³ Sn	-7.5E-02 \pm 7.5E-02	U
	⁹⁰ Sr	-4.0E-01 \pm 4.0E-01	U		⁹⁰ Sr	-2.5E-01 \pm 2.5E-01	U
	²³⁴ U	6.7E-03 \pm 7.3E-03	U		²³⁴ U	1.1E-02 \pm 7.1E-03	U
	²³⁵ U	2.7E-03 \pm 4.1E-03	U		²³⁵ U	2.9E-03 \pm 4.4E-03	U
	²³⁸ U	1.0E-02 \pm 7.1E-03	U		²³⁸ U	7.0E-03 \pm 5.2E-03	U
	⁶⁵ Zn	-4.7E-02 \pm 1.3E-01	U		⁶⁵ Zn	-6.9E-02 \pm 1.4E-01	U

RQ = Result Qualifier. U = The analyte was analyzed for but not detected.

Table 4-4. 2007 Vegetation Sampling Results (pCi/g \pm total analytical uncertainty).
(16 sheets total)

Location	Isotope	Result \pm Error	RQ*	Location	Isotope	Result \pm Error	RQ*
V089 (600 Area)	¹⁴⁴ Ce	2.1E-01 \pm 5.4E-01	U	V091 (600 Area)	¹⁴⁴ Ce	3.6E-01 \pm 6.1E-01	U
	⁶⁰ Co	1.3E-02 \pm 4.6E-02	U		⁶⁰ Co	1.9E-02 \pm 6.3E-02	U
	¹³⁴ Cs	3.5E-02 \pm 5.1E-02	U		¹³⁴ Cs	6.5E-05 \pm 6.5E-04	U
	¹³⁷ Cs	1.4E-02 \pm 4.6E-02	U		¹³⁷ Cs	6.5E-03 \pm 6.2E-02	U
	¹⁵² Eu	-9.3E-02 \pm 1.2E-01	U		¹⁵² Eu	-9.5E-02 \pm 1.5E-01	U
	¹⁵⁴ Eu	3.4E-02 \pm 1.3E-01	U		¹⁵⁴ Eu	-9.8E-02 \pm 1.9E-01	U
	¹⁵⁵ Eu	-1.4E-01 \pm 1.8E-01	U		¹⁵⁵ Eu	6.5E-02 \pm 1.5E-01	U
	²³⁸ Pu	7.4E-03 \pm 1.6E-02	U		²³⁸ Pu	3.0E-03 \pm 1.6E-02	U
	^{239/240} Pu	1.2E-03 \pm 1.2E-03	U		^{239/240} Pu	9.9E-04 \pm 9.9E-03	U
	¹⁰³ Ru	-2.1E-02 \pm 5.4E-02	U		¹⁰³ Ru	-1.1E-03 \pm 1.1E-02	U
	¹⁰⁶ Ru	-3.5E-01 \pm 4.6E-01	U		¹⁰⁶ Ru	1.9E-01 \pm 5.5E-01	U
	¹²⁵ Sb	5.0E-02 \pm 1.2E-01	U		¹²⁵ Sb	5.1E-02 \pm 1.4E-01	U
	¹¹³ Sn	1.6E-02 \pm 5.8E-02	U		¹¹³ Sn	1.1E-02 \pm 7.4E-02	U
	⁹⁰ Sr	-1.8E-01 \pm 1.8E-01	U		⁹⁰ Sr	-6.7E-02 \pm 2.1E-01	U
	²³⁴ U	7.5E-03 \pm 6.2E-03			²³⁴ U	1.6E-02 \pm 9.1E-03	
	²³⁵ U	2.1E-03 \pm 3.0E-03	U		²³⁵ U	4.1E-03 \pm 4.2E-03	
	²³⁸ U	1.0E-02 \pm 6.6E-03			²³⁸ U	1.2E-02 \pm 7.3E-03	
	⁶⁵ Zn	-6.3E-02 \pm 1.1E-01	U		⁶⁵ Zn	5.4E-02 \pm 1.5E-01	U
V095 (600 Area)	¹⁴⁴ Ce	2.1E-02 \pm 2.1E-01	U	V097 (600 Area)	¹⁴⁴ Ce	-1.2E-01 \pm 6.9E-01	U
	⁶⁰ Co	1.9E-02 \pm 4.2E-02	U		⁶⁰ Co	4.3E-02 \pm 5.8E-02	U
	¹³⁴ Cs	2.2E-02 \pm 5.1E-02	U		¹³⁴ Cs	3.7E-02 \pm 6.5E-02	U
	¹³⁷ Cs	-2.4E-02 \pm 4.7E-02	U		¹³⁷ Cs	-1.2E-02 \pm 6.1E-02	U
	¹⁵² Eu	1.0E-02 \pm 1.0E-01	U		¹⁵² Eu	9.9E-03 \pm 9.9E-02	U
	¹⁵⁴ Eu	-5.8E-03 \pm 5.8E-02	U		¹⁵⁴ Eu	-1.3E-01 \pm 1.8E-01	U
	¹⁵⁵ Eu	-2.4E-01 \pm 2.4E-01	U		¹⁵⁵ Eu	-6.2E-02 \pm 1.8E-01	U
	²³⁸ Pu	-1.8E-02 \pm 1.8E-02	U		²³⁸ Pu	-1.1E-02 \pm 2.2E-02	U
	^{239/240} Pu	9.3E-04 \pm 9.3E-03	U		^{239/240} Pu	5.5E-03 \pm 5.7E-03	
	¹⁰³ Ru	-2.5E-02 \pm 5.2E-02	U		¹⁰³ Ru	-1.3E-03 \pm 1.3E-02	U
	¹⁰⁶ Ru	5.1E-03 \pm 5.1E-02	U		¹⁰⁶ Ru	-4.7E-01 \pm 5.7E-01	U
	¹²⁵ Sb	-3.9E-02 \pm 1.1E-01	U		¹²⁵ Sb	-2.1E-02 \pm 1.5E-01	U
	¹¹³ Sn	3.3E-02 \pm 6.3E-02	U		¹¹³ Sn	2.5E-03 \pm 2.5E-02	U
	⁹⁰ Sr	-1.2E-01 \pm 2.2E-01	U		⁹⁰ Sr	3.1E-01 \pm 2.3E-01	
	²³⁴ U	1.3E-02 \pm 7.9E-03			²³⁴ U	1.1E-02 \pm 7.7E-03	
	²³⁵ U	4.4E-03 \pm 5.5E-03	U		²³⁵ U	-2.2E-03 \pm 5.4E-03	U
	²³⁸ U	1.1E-02 \pm 7.1E-03			²³⁸ U	9.0E-03 \pm 7.6E-03	U
	⁶⁵ Zn	6.8E-02 \pm 1.0E-01	U		⁶⁵ Zn	1.7E-02 \pm 1.5E-01	U

RQ = Result Qualifier. U = The analyte was analyzed for but not detected.

Table 4-4. 2007 Vegetation Sampling Results (pCi/g \pm total analytical uncertainty).
(16 sheets total)

Location	Isotope	Result \pm Error	RQ*	Location	Isotope	Result \pm Error	RQ*
V099 (600 Area)	¹⁴⁴ Ce	-1.5E-01 \pm 5.3E-01	U	V101 (600 Area)	¹⁴⁴ Ce	-1.0E+00 \pm 1.1E+00	U
	⁶⁰ Co	-3.5E-02 \pm 4.4E-02	U		⁶⁰ Co	4.1E-02 \pm 8.8E-02	U
	¹³⁴ Cs	4.3E-03 \pm 4.3E-02	U		¹³⁴ Cs	6.4E-02 \pm 1.0E-01	U
	¹³⁷ Cs	9.0E-04 \pm 9.0E-03	U		¹³⁷ Cs	-6.8E-02 \pm 1.0E-01	U
	¹⁵² Eu	2.5E-02 \pm 1.2E-01	U		¹⁵² Eu	1.2E-01 \pm 2.8E-01	U
	¹⁵⁴ Eu	6.3E-02 \pm 1.3E-01	U		¹⁵⁴ Eu	-5.4E-02 \pm 2.8E-01	U
	¹⁵⁵ Eu	3.1E-02 \pm 1.2E-01	U		¹⁵⁵ Eu	5.8E-03 \pm 5.8E-02	U
	²³⁸ Pu	5.3E-03 \pm 2.6E-02	U		²³⁸ Pu	1.4E-02 \pm 1.6E-02	U
	^{239/240} Pu	6.6E-03 \pm 7.2E-03	U		^{239/240} Pu	-9.7E-04 \pm 5.1E-03	U
	¹⁰³ Ru	-3.4E-02 \pm 5.4E-02	U		¹⁰³ Ru	2.7E-02 \pm 1.1E-01	U
	¹⁰⁶ Ru	1.7E-01 \pm 3.9E-01	U		¹⁰⁶ Ru	1.4E+00 \pm 9.6E-01	U
	¹²⁵ Sb	6.2E-02 \pm 1.2E-01	U		¹²⁵ Sb	5.8E-02 \pm 2.6E-01	U
	¹¹³ Sn	4.0E-02 \pm 5.9E-02	U		¹¹³ Sn	-2.4E-02 \pm 1.2E-01	U
	⁹⁰ Sr	3.1E-02 \pm 2.1E-01	U		⁹⁰ Sr	-1.3E-01 \pm 2.1E-01	U
	²³⁴ U	1.4E-02 \pm 8.3E-03			²³⁴ U	2.2E-02 \pm 1.1E-02	
	²³⁵ U	3.2E-03 \pm 4.8E-03	U		²³⁵ U	2.1E-03 \pm 4.2E-03	U
	²³⁸ U	1.2E-02 \pm 7.6E-03			²³⁸ U	1.3E-02 \pm 8.2E-03	
	⁶⁵ Zn	-2.7E-01 \pm 2.7E-01	U		⁶⁵ Zn	-5.6E-02 \pm 2.4E-01	U
V103 (600 Area)	¹⁴⁴ Ce	3.9E-01 \pm 8.4E-01	U	V105 (600 Area)	¹⁴⁴ Ce	-3.3E-01 \pm 9.0E-01	U
	⁶⁰ Co	-2.8E-02 \pm 9.4E-02	U		⁶⁰ Co	4.1E-02 \pm 6.6E-02	U
	¹³⁴ Cs	-5.7E-02 \pm 8.0E-02	U		¹³⁴ Cs	2.5E-02 \pm 7.9E-02	U
	¹³⁷ Cs	-8.7E-02 \pm 9.5E-02	U		¹³⁷ Cs	-1.0E-03 \pm 1.0E-02	U
	¹⁵² Eu	-1.5E-01 \pm 2.4E-01	U		¹⁵² Eu	1.5E-01 \pm 2.1E-01	U
	¹⁵⁴ Eu	-1.1E-01 \pm 2.1E-01	U		¹⁵⁴ Eu	1.1E-01 \pm 1.9E-01	U
	¹⁵⁵ Eu	1.2E-01 \pm 2.1E-01	U		¹⁵⁵ Eu	-9.2E-02 \pm 2.5E-01	U
	²³⁸ Pu	-1.2E-02 \pm 1.9E-02	U		²³⁸ Pu	-4.2E-03 \pm 1.8E-02	U
	^{239/240} Pu	5.3E-03 \pm 5.8E-03	U		^{239/240} Pu	6.2E-03 \pm 5.3E-03	
	¹⁰³ Ru	7.0E-02 \pm 1.0E-01	U		¹⁰³ Ru	2.6E-03 \pm 2.6E-02	U
	¹⁰⁶ Ru	-1.5E-01 \pm 6.8E-01	U		¹⁰⁶ Ru	3.2E-01 \pm 6.9E-01	U
	¹²⁵ Sb	3.0E-03 \pm 3.0E-02	U		¹²⁵ Sb	3.6E-02 \pm 2.0E-01	U
	¹¹³ Sn	-2.1E-02 \pm 9.1E-02	U		¹¹³ Sn	1.6E-02 \pm 1.0E-01	U
	⁹⁰ Sr	-3.7E-02 \pm 2.1E-01	U		⁹⁰ Sr	2.1E-01 \pm 2.6E-01	
	²³⁴ U	1.2E-02 \pm 7.3E-03			²³⁴ U	1.1E-02 \pm 7.1E-03	
	²³⁵ U	9.3E-04 \pm 9.3E-04	U		²³⁵ U	6.5E-03 \pm 5.2E-03	
	²³⁸ U	1.0E-02 \pm 7.0E-03			²³⁸ U	8.5E-03 \pm 5.8E-03	
	⁶⁵ Zn	3.2E-01 \pm 2.0E-01	U		⁶⁵ Zn	-3.9E-01 \pm 3.9E-01	U

RQ = Result Qualifier. U = The analyte was analyzed for but not detected.

Table 4-4. 2007 Vegetation Sampling Results (pCi/g \pm total analytical uncertainty).
(16 sheets total)

Location	Isotope	Result \pm Error	RQ*	Location	Isotope	Result \pm Error	RQ*
V107	¹⁴⁴ Ce	-3.8E-01 \pm 9.8E-01	U	V109	¹⁴⁴ Ce	-3.9E-01 \pm 6.7E-01	U
(600 Area)	⁶⁰ Co	-3.6E-02 \pm 9.5E-02	U	(600 Area)	⁶⁰ Co	1.5E-03 \pm 1.5E-02	U
	¹³⁴ Cs	8.3E-02 \pm 9.4E-02	U		¹³⁴ Cs	-3.1E-02 \pm 6.2E-02	U
	¹³⁷ Cs	3.9E-02 \pm 1.1E-01	U		¹³⁷ Cs	4.3E-02 \pm 5.7E-02	U
	¹⁵² Eu	-1.4E-03 \pm 1.4E-02	U		¹⁵² Eu	-9.0E-02 \pm 1.6E-01	U
	¹⁵⁴ Eu	1.2E-01 \pm 2.5E-01	U		¹⁵⁴ Eu	-5.0E-02 \pm 1.7E-01	U
	¹⁵⁵ Eu	-1.9E-01 \pm 2.1E-01	U		¹⁵⁵ Eu	1.3E-01 \pm 1.6E-01	U
	²³⁸ Pu	8.0E-03 \pm 1.8E-02	U		²³⁸ Pu	-1.2E-03 \pm 1.2E-02	U
	^{239/240} Pu	2.3E-03 \pm 3.3E-03	U		^{239/240} Pu	-1.2E-03 \pm 5.4E-03	U
	¹⁰³ Ru	-3.9E-02 \pm 1.1E-01	U		¹⁰³ Ru	4.9E-02 \pm 6.7E-02	U
	¹⁰⁶ Ru	5.0E-01 \pm 8.0E-01	U		¹⁰⁶ Ru	-7.2E-02 \pm 5.3E-01	U
	¹²⁵ Sb	2.5E-02 \pm 2.3E-01	U		¹²⁵ Sb	-2.0E-01 \pm 2.0E-01	U
	¹¹³ Sn	1.0E-01 \pm 1.1E-01	U		¹¹³ Sn	-1.7E-02 \pm 7.2E-02	U
	⁹⁰ Sr	-1.3E-01 \pm 1.9E-01	U		⁹⁰ Sr	-1.8E-01 \pm 2.3E-01	U
	²³⁴ U	8.4E-03 \pm 8.4E-03	U		²³⁴ U	7.3E-03 \pm 7.5E-03	U
	²³⁵ U	3.0E-03 \pm 4.5E-03	U		²³⁵ U	3.0E-03 \pm 4.5E-03	U
	²³⁸ U	5.6E-03 \pm 4.8E-03	U		²³⁸ U	1.8E-03 \pm 5.7E-03	U
	⁶⁵ Zn	-2.9E-01 \pm 2.9E-01	U		⁶⁵ Zn	-9.2E-02 \pm 1.3E-01	U
V113	¹⁴⁴ Ce	-3.1E-01 \pm 5.6E-01	U	V116	¹⁴⁴ Ce	3.3E-01 \pm 7.2E-01	U
(600 Area,	⁶⁰ Co	-2.5E-02 \pm 4.3E-02	U	(300 Area)	⁶⁰ Co	-3.2E-02 \pm 6.8E-02	U
Replicate of	¹³⁴ Cs	7.1E-02 \pm 4.9E-02	U		¹³⁴ Cs	-3.8E-02 \pm 6.9E-02	U
V083)	¹³⁷ Cs	-1.5E-02 \pm 4.7E-02	U		¹³⁷ Cs	-5.7E-03 \pm 5.7E-02	U
	¹⁵² Eu	-1.5E-01 \pm 1.5E-01	U		¹⁵² Eu	3.2E-02 \pm 1.9E-01	U
	¹⁵⁴ Eu	-8.9E-02 \pm 1.3E-01	U		¹⁵⁴ Eu	-8.2E-02 \pm 1.7E-01	U
	¹⁵⁵ Eu	-1.4E-01 \pm 1.8E-01	U		¹⁵⁵ Eu	-7.2E-02 \pm 1.9E-01	U
	²³⁸ Pu	-9.5E-03 \pm 1.7E-02	U		²³⁸ Pu	2.8E-03 \pm 5.0E-03	U
	^{239/240} Pu	-1.1E-03 \pm 4.9E-03	U		^{239/240} Pu	1.8E-03 \pm 2.6E-03	U
	¹⁰³ Ru	-3.5E-03 \pm 3.5E-02	U		¹⁰³ Ru	1.8E-02 \pm 6.8E-02	U
	¹⁰⁶ Ru	-2.6E-01 \pm 4.4E-01	U		¹⁰⁶ Ru	-6.7E-01 \pm 6.7E-01	U
	¹²⁵ Sb	-2.8E-02 \pm 1.2E-01	U		¹²⁵ Sb	-1.1E-02 \pm 1.1E-01	U
	¹¹³ Sn	8.3E-04 \pm 8.3E-03	U		¹¹³ Sn	-4.0E-02 \pm 8.0E-02	U
	⁹⁰ Sr	-1.5E-01 \pm 2.0E-01	U		⁹⁰ Sr	-4.6E-02 \pm 2.0E-01	U
	²³⁴ U	1.0E-02 \pm 7.5E-03	U		²³⁴ U	4.0E-03 \pm 6.4E-03	U
	²³⁵ U	5.2E-03 \pm 4.8E-03	U		²³⁵ U	2.2E-03 \pm 6.2E-03	U
	²³⁸ U	8.5E-03 \pm 6.1E-03	U		²³⁸ U	5.0E-03 \pm 4.7E-03	U
	⁶⁵ Zn	-1.1E-01 \pm 1.1E-01	U		⁶⁵ Zn	-3.9E-02 \pm 1.6E-01	U

RQ = Result Qualifier. U = The analyte was analyzed for but not detected.

Table 4-4. 2007 Vegetation Sampling Results (pCi/g \pm total analytical uncertainty).
(16 sheets total)

Location	Isotope	Result \pm Error	RQ*	Location	Isotope	Result \pm Error	RQ*
V117 (300 Area)	¹⁴⁴ Ce	9.0E-01 \pm 1.0E+00	U	V118 (300 Area)	¹⁴⁴ Ce	-1.6E-01 \pm 4.8E-01	U
	⁶⁰ Co	-6.3E-02 \pm 8.8E-02	U		⁶⁰ Co	2.7E-02 \pm 4.9E-02	U
	¹³⁴ Cs	1.8E-02 \pm 9.1E-02	U		¹³⁴ Cs	2.7E-02 \pm 4.9E-02	U
	¹³⁷ Cs	-5.9E-04 \pm 5.9E-03	U		¹³⁷ Cs	1.5E-02 \pm 4.8E-02	U
	¹⁵² Eu	-1.7E-01 \pm 2.4E-01	U		¹⁵² Eu	2.3E-02 \pm 1.2E-01	U
	¹⁵⁴ Eu	-1.8E-01 \pm 2.5E-01	U		¹⁵⁴ Eu	-6.2E-02 \pm 1.4E-01	U
	¹⁵⁵ Eu	1.5E-01 \pm 2.8E-01	U		¹⁵⁵ Eu	6.9E-02 \pm 1.1E-01	U
	²³⁸ Pu	-2.3E-03 \pm 8.0E-03	U		²³⁸ Pu	2.6E-03 \pm 4.6E-03	U
	^{239/240} Pu	1.1E-03 \pm 1.1E-02	U		^{239/240} Pu	8.5E-04 \pm 8.5E-03	U
	¹⁰³ Ru	2.9E-02 \pm 9.0E-02	U		¹⁰³ Ru	-4.3E-02 \pm 5.1E-02	U
	¹⁰⁶ Ru	-9.1E-02 \pm 7.6E-01	U		¹⁰⁶ Ru	1.4E-01 \pm 4.1E-01	U
	¹²⁵ Sb	5.0E-02 \pm 2.2E-01	U		¹²⁵ Sb	-6.1E-02 \pm 1.2E-01	U
	¹¹³ Sn	-1.2E-02 \pm 1.0E-01	U		¹¹³ Sn	6.7E-02 \pm 6.0E-02	U
	⁹⁰ Sr	-3.4E-01 \pm 3.4E-01	U		⁹⁰ Sr	-2.8E-01 \pm 2.8E-01	U
	²³⁴ U	8.9E-03 \pm 8.3E-03	U		²³⁴ U	1.8E-02 \pm 9.4E-03	U
	²³⁵ U	3.9E-03 \pm 4.9E-03	U		²³⁵ U	8.5E-04 \pm 8.5E-03	U
	²³⁸ U	1.2E-02 \pm 7.3E-03	U		²³⁸ U	8.5E-03 \pm 6.3E-03	U
	⁶⁵ Zn	-3.8E-02 \pm 1.9E-01	U		⁶⁵ Zn	-1.1E-01 \pm 1.1E-01	U
V119 (300 Area)	¹⁴⁴ Ce	3.4E-01 \pm 5.5E-01	U	V120 (300 Area)	¹⁴⁴ Ce	1.3E-01 \pm 7.5E-01	U
	⁶⁰ Co	3.7E-02 \pm 4.9E-02	U		⁶⁰ Co	-4.2E-02 \pm 6.5E-02	U
	¹³⁴ Cs	-3.6E-02 \pm 6.2E-02	U		¹³⁴ Cs	5.7E-02 \pm 7.0E-02	U
	¹³⁷ Cs	-3.4E-02 \pm 4.8E-02	U		¹³⁷ Cs	2.2E-04 \pm 2.2E-03	U
	¹⁵² Eu	-6.9E-02 \pm 1.4E-01	U		¹⁵² Eu	-3.9E-02 \pm 1.9E-01	U
	¹⁵⁴ Eu	3.2E-02 \pm 1.3E-01	U		¹⁵⁴ Eu	9.4E-02 \pm 2.2E-01	U
	¹⁵⁵ Eu	-3.2E-02 \pm 1.5E-01	U		¹⁵⁵ Eu	-1.6E-01 \pm 2.1E-01	U
	²³⁸ Pu	1.2E-02 \pm 8.9E-03	U		²³⁸ Pu	1.1E-03 \pm 7.3E-03	U
	^{239/240} Pu	9.1E-04 \pm 1.8E-03	U		^{239/240} Pu	1.1E-03 \pm 2.2E-03	U
	¹⁰³ Ru	-1.5E-02 \pm 5.0E-02	U		¹⁰³ Ru	2.3E-02 \pm 6.6E-02	U
	¹⁰⁶ Ru	-3.3E-01 \pm 4.4E-01	U		¹⁰⁶ Ru	-3.6E-02 \pm 3.6E-01	U
	¹²⁵ Sb	7.5E-02 \pm 1.2E-01	U		¹²⁵ Sb	-6.9E-02 \pm 1.6E-01	U
	¹¹³ Sn	2.7E-02 \pm 5.6E-02	U		¹¹³ Sn	-4.9E-02 \pm 7.9E-02	U
	⁹⁰ Sr	-2.6E-01 \pm 2.6E-01	U		⁹⁰ Sr	-1.3E-01 \pm 1.9E-01	U
	²³⁴ U	5.1E-02 \pm 1.9E-02	U		²³⁴ U	4.0E-02 \pm 1.6E-02	U
	²³⁵ U	1.9E-03 \pm 2.7E-03	U		²³⁵ U	3.1E-03 \pm 3.7E-03	U
	²³⁸ U	4.5E-02 \pm 1.7E-02	U		²³⁸ U	4.1E-02 \pm 1.6E-02	U
	⁶⁵ Zn	-3.0E-04 \pm 3.0E-03	U		⁶⁵ Zn	3.0E-01 \pm 1.8E-01	U

RQ = Result Qualifier. U = The analyte was analyzed for but not detected.

Table 4-4. 2007 Vegetation Sampling Results (pCi/g \pm total analytical uncertainty).
(16 sheets total)

Location	Isotope	Result \pm Error	RQ*	Location	Isotope	Result \pm Error	RQ*
V121 (300 Area)	¹⁴⁴ Ce	1.7E-01 \pm 5.6E-01	U	V123 (300 Area)	¹⁴⁴ Ce	1.6E-01 \pm 5.5E-01	U
	⁶⁰ Co	7.1E-03 \pm 3.8E-02	U		⁶⁰ Co	-3.8E-02 \pm 4.3E-02	U
	¹³⁴ Cs	5.8E-02 \pm 4.3E-02	U		¹³⁴ Cs	-2.1E-02 \pm 4.7E-02	U
	¹³⁷ Cs	-6.6E-03 \pm 4.3E-02	U		¹³⁷ Cs	2.1E-02 \pm 4.3E-02	U
	¹⁵² Eu	6.1E-02 \pm 1.2E-01	U		¹⁵² Eu	6.3E-02 \pm 1.3E-01	U
	¹⁵⁴ Eu	-9.9E-02 \pm 1.3E-01	U		¹⁵⁴ Eu	-1.4E-02 \pm 1.3E-01	U
	¹⁵⁵ Eu	-7.8E-02 \pm 1.2E-01	U		¹⁵⁵ Eu	-3.5E-02 \pm 1.3E-01	U
	²³⁸ Pu	-2.2E-03 \pm 9.4E-03	U		²³⁸ Pu	5.7E-03 \pm 1.0E-02	U
	^{239/240} Pu	-7.4E-04 \pm 1.5E-03	U		^{239/240} Pu	9.5E-04 \pm 3.3E-03	U
	¹⁰³ Ru	-8.8E-04 \pm 8.8E-03	U		¹⁰³ Ru	-1.4E-02 \pm 5.1E-02	U
	¹⁰⁶ Ru	-3.9E-03 \pm 3.9E-02	U		¹⁰⁶ Ru	-1.0E-01 \pm 4.0E-01	U
	¹²⁵ Sb	-4.5E-02 \pm 1.2E-01	U		¹²⁵ Sb	-3.5E-02 \pm 1.2E-01	U
	¹¹³ Sn	-1.3E-02 \pm 5.4E-02	U		¹¹³ Sn	-5.3E-02 \pm 5.8E-02	U
	⁹⁰ Sr	-2.5E-01 \pm 2.5E-01	U		⁹⁰ Sr	-2.4E-02 \pm 2.0E-01	U
	²³⁴ U	2.9E-02 \pm 1.2E-02			²³⁴ U	1.5E-02 \pm 9.6E-03	
	²³⁵ U	4.4E-03 \pm 4.1E-03			²³⁵ U	5.2E-03 \pm 4.8E-03	
	²³⁸ U	2.1E-02 \pm 1.0E-02			²³⁸ U	1.3E-02 \pm 8.2E-03	
	⁶⁵ Zn	3.3E-02 \pm 1.0E-01	U		⁶⁵ Zn	-4.6E-02 \pm 1.2E-01	U
V124 (300 Area)	¹⁴⁴ Ce	1.1E-01 \pm 5.0E-01	U	V125 (300 Area)	¹⁴⁴ Ce	-1.6E-01 \pm 8.2E-01	U
	⁶⁰ Co	-3.1E-02 \pm 5.2E-02	U		⁶⁰ Co	1.5E-02 \pm 7.0E-02	U
	¹³⁴ Cs	2.8E-03 \pm 2.8E-02	U		¹³⁴ Cs	-5.4E-02 \pm 8.6E-02	U
	¹³⁷ Cs	-8.1E-03 \pm 5.7E-02	U		¹³⁷ Cs	-5.8E-02 \pm 6.4E-02	U
	¹⁵² Eu	-9.2E-02 \pm 1.3E-01	U		¹⁵² Eu	-4.4E-02 \pm 1.9E-01	U
	¹⁵⁴ Eu	-1.9E-01 \pm 1.9E-01	U		¹⁵⁴ Eu	1.7E-02 \pm 1.7E-01	U
	¹⁵⁵ Eu	6.8E-02 \pm 1.3E-01	U		¹⁵⁵ Eu	-8.3E-02 \pm 2.3E-01	U
	²³⁸ Pu	1.1E-02 \pm 1.3E-02	U		²³⁸ Pu	-1.1E-03 \pm 8.5E-03	U
	^{239/240} Pu	3.2E-03 \pm 6.5E-03	U		^{239/240} Pu	1.1E-03 \pm 2.2E-03	U
	¹⁰³ Ru	5.9E-03 \pm 5.1E-02	U		¹⁰³ Ru	6.0E-02 \pm 6.7E-02	U
	¹⁰⁶ Ru	5.6E-01 \pm 4.4E-01	U		¹⁰⁶ Ru	-9.6E-02 \pm 5.7E-01	U
	¹²⁵ Sb	-1.3E-02 \pm 1.2E-01	U		¹²⁵ Sb	-2.4E-02 \pm 1.6E-01	U
	¹¹³ Sn	-4.8E-02 \pm 5.8E-02	U		¹¹³ Sn	3.0E-02 \pm 8.0E-02	U
	⁹⁰ Sr	-1.5E-01 \pm 1.5E-01	U		⁹⁰ Sr	-4.0E-02 \pm 1.9E-01	U
	²³⁴ U	1.4E-02 \pm 8.8E-03			²³⁴ U	2.8E-02 \pm 1.6E-02	
	²³⁵ U	1.1E-03 \pm 3.8E-03	U		²³⁵ U	2.1E-03 \pm 6.7E-03	U
	²³⁸ U	1.7E-02 \pm 9.7E-03			²³⁸ U	4.1E-02 \pm 1.7E-02	
	⁶⁵ Zn	1.6E-01 \pm 1.3E-01	U		⁶⁵ Zn	-1.5E-01 \pm 1.5E-01	U

RQ = Result Qualifier. U = The analyte was analyzed for but not detected.

Table 4-4. 2007 Vegetation Sampling Results (pCi/g \pm total analytical uncertainty).
(16 sheets total)

Location	Isotope	Result \pm Error	RQ*	Location	Isotope	Result \pm Error	RQ*
V126 (300 Area)	¹⁴⁴ Ce	-3.0E-01 \pm 9.5E-01	U	V127 (300 Area)	¹⁴⁴ Ce	7.0E-02 \pm 3.8E-01	U
	⁶⁰ Co	1.9E-02 \pm 7.2E-02	U		⁶⁰ Co	-3.5E-03 \pm 2.9E-02	U
	¹³⁴ Cs	3.3E-02 \pm 7.0E-02	U		¹³⁴ Cs	2.7E-02 \pm 3.2E-02	U
	¹³⁷ Cs	-4.4E-02 \pm 7.3E-02	U		¹³⁷ Cs	-2.6E-02 \pm 3.0E-02	U
	¹⁵² Eu	-4.2E-03 \pm 4.2E-02	U		¹⁵² Eu	-8.5E-04 \pm 8.5E-03	U
	¹⁵⁴ Eu	1.2E-01 \pm 2.6E-01	U		¹⁵⁴ Eu	-6.1E-02 \pm 8.0E-02	U
	¹⁵⁵ Eu	-4.6E-02 \pm 2.4E-01	U		¹⁵⁵ Eu	-2.2E-02 \pm 9.0E-02	U
	²³⁸ Pu	-1.1E-03 \pm 1.1E-02	U		²³⁸ Pu	1.2E-03 \pm 1.2E-03	U
	^{239/240} Pu	2.1E-03 \pm 6.0E-03	U		^{239/240} Pu	-1.2E-03 \pm 4.2E-03	U
	¹⁰³ Ru	-4.3E-02 \pm 7.4E-02	U		¹⁰³ Ru	-1.9E-02 \pm 3.3E-02	U
	¹⁰⁶ Ru	6.1E-01 \pm 6.3E-01	U		¹⁰⁶ Ru	1.8E-01 \pm 2.6E-01	U
	¹²⁵ Sb	-4.0E-02 \pm 1.8E-01	U		¹²⁵ Sb	5.7E-02 \pm 8.6E-02	U
	¹¹³ Sn	-5.0E-02 \pm 8.9E-02	U		¹¹³ Sn	7.3E-03 \pm 4.0E-02	U
	⁹⁰ Sr	-3.7E-01 \pm 3.7E-01	U		⁹⁰ Sr	-9.2E-02 \pm 1.8E-01	U
	²³⁴ U	5.0E-02 \pm 1.9E-02			²³⁴ U	2.2E-02 \pm 1.1E-02	
	²³⁵ U	6.7E-03 \pm 6.6E-03	U		²³⁵ U	3.6E-03 \pm 4.2E-03	
	²³⁸ U	3.6E-02 \pm 1.5E-02			²³⁸ U	1.0E-02 \pm 7.1E-03	
	⁶⁵ Zn	-1.3E-02 \pm 1.3E-01	U		⁶⁵ Zn	-5.5E-04 \pm 5.5E-03	U
V128 (300 Area)	¹⁴⁴ Ce	4.8E-02 \pm 4.8E-01	U	V129 (300 Area)	¹⁴⁴ Ce	-3.3E-01 \pm 6.3E-01	U
	⁶⁰ Co	-1.8E-02 \pm 4.9E-02	U		⁶⁰ Co	-3.8E-02 \pm 4.4E-02	U
	¹³⁴ Cs	-1.1E-02 \pm 5.2E-02	U		¹³⁴ Cs	-3.4E-02 \pm 4.9E-02	U
	¹³⁷ Cs	-1.7E-02 \pm 4.9E-02	U		¹³⁷ Cs	2.0E-02 \pm 5.4E-02	U
	¹⁵² Eu	2.3E-01 \pm 2.0E-01	U		¹⁵² Eu	7.3E-03 \pm 7.3E-02	U
	¹⁵⁴ Eu	-3.5E-03 \pm 3.5E-02	U		¹⁵⁴ Eu	7.5E-02 \pm 1.5E-01	U
	¹⁵⁵ Eu	1.8E-02 \pm 1.5E-01	U		¹⁵⁵ Eu	2.0E-02 \pm 1.5E-01	U
	²³⁸ Pu	-5.9E-03 \pm 1.6E-02	U		²³⁸ Pu	9.0E-03 \pm 1.1E-02	U
	^{239/240} Pu	1.2E-03 \pm 4.2E-03	U		^{239/240} Pu	1.1E-03 \pm 1.1E-03	U
	¹⁰³ Ru	2.9E-02 \pm 6.1E-02	U		¹⁰³ Ru	5.5E-03 \pm 5.4E-02	U
	¹⁰⁶ Ru	-2.5E-01 \pm 5.4E-01	U		¹⁰⁶ Ru	-1.9E-01 \pm 4.1E-01	U
	¹²⁵ Sb	-4.5E-02 \pm 1.5E-01	U		¹²⁵ Sb	2.8E-03 \pm 2.8E-02	U
	¹¹³ Sn	-1.8E-02 \pm 7.0E-02	U		¹¹³ Sn	-2.8E-02 \pm 6.6E-02	U
	⁹⁰ Sr	3.9E-02 \pm 2.0E-01	U		⁹⁰ Sr	-9.5E-02 \pm 1.6E-01	U
	²³⁴ U	1.9E-02 \pm 1.1E-02			²³⁴ U	1.8E-02 \pm 9.5E-03	
	²³⁵ U	8.9E-03 \pm 7.1E-03			²³⁵ U	3.9E-03 \pm 4.0E-03	
	²³⁸ U	1.2E-02 \pm 9.5E-03			²³⁸ U	8.9E-03 \pm 6.6E-03	
	⁶⁵ Zn	1.0E-01 \pm 1.2E-01	U		⁶⁵ Zn	1.5E-02 \pm 1.1E-01	U

RQ = Result Qualifier. U = The analyte was analyzed for but not detected.

Table 4-4. 2007 Vegetation Sampling Results (pCi/g \pm total analytical uncertainty).
(16 sheets total)

Location	Isotope	Result \pm Error	RQ*	Location	Isotope	Result \pm Error	RQ*
V131 (300 Area, Replicate of V116)	¹⁴⁴ Ce	-3.0E-02 \pm 3.0E-01	U	V132 (300 Area, Replicate of V123)	¹⁴⁴ Ce	-2.7E-01 \pm 5.4E-01	U
	⁶⁰ Co	-3.8E-02 \pm 4.6E-02	U		⁶⁰ Co	8.7E-03 \pm 4.5E-02	U
	¹³⁴ Cs	-1.4E-02 \pm 5.2E-02	U		¹³⁴ Cs	-1.5E-02 \pm 4.4E-02	U
	¹³⁷ Cs	-1.6E-02 \pm 5.6E-02	U		¹³⁷ Cs	-4.7E-03 \pm 4.7E-02	U
	¹⁵² Eu	6.6E-03 \pm 6.6E-02	U		¹⁵² Eu	-4.1E-02 \pm 1.3E-01	U
	¹⁵⁴ Eu	-4.3E-02 \pm 1.5E-01	U		¹⁵⁴ Eu	-3.1E-02 \pm 1.4E-01	U
	¹⁵⁵ Eu	5.6E-02 \pm 1.4E-01	U		¹⁵⁵ Eu	-3.3E-02 \pm 1.3E-01	U
	²³⁸ Pu	-1.5E-03 \pm 1.5E-02	U		²³⁸ Pu	4.9E-03 \pm 1.7E-02	U
	^{239/240} Pu	-2.9E-03 \pm 4.2E-03	U		^{239/240} Pu	-1.2E-03 \pm 2.4E-03	U
	¹⁰³ Ru	1.2E-02 \pm 5.2E-02	U		¹⁰³ Ru	-4.8E-03 \pm 4.8E-02	U
	¹⁰⁶ Ru	-2.0E-01 \pm 4.5E-01	U		¹⁰⁶ Ru	2.3E-01 \pm 3.8E-01	U
	¹²⁵ Sb	7.3E-02 \pm 1.2E-01	U		¹²⁵ Sb	1.8E-02 \pm 1.3E-01	U
	¹¹³ Sn	2.5E-02 \pm 5.7E-02	U		¹¹³ Sn	-6.1E-02 \pm 6.1E-02	U
	⁹⁰ Sr	3.1E-02 \pm 1.6E-01	U		⁹⁰ Sr	-4.1E-01 \pm 4.1E-01	U
	²³⁴ U	2.1E-02 \pm 1.1E-02			²³⁴ U	1.9E-02 \pm 1.2E-02	
	²³⁵ U	2.9E-03 \pm 3.4E-03			²³⁵ U	1.3E-03 \pm 2.6E-03	U
	²³⁸ U	8.0E-03 \pm 6.2E-03			²³⁸ U	1.7E-02 \pm 1.0E-02	
	⁶⁵ Zn	-2.4E-01 \pm 2.4E-01	U		⁶⁵ Zn	7.5E-02 \pm 1.1E-01	U
V138 (300 Area, Replicate of V118)	¹⁴⁴ Ce	-8.9E-02 \pm 4.2E-01	U	V130 (400 Area)	¹⁴⁴ Ce	-3.2E-02 \pm 3.1E-01	U
	⁶⁰ Co	-6.2E-03 \pm 3.3E-02	U		⁶⁰ Co	2.1E-02 \pm 3.6E-02	U
	¹³⁴ Cs	2.6E-03 \pm 2.6E-02	U		¹³⁴ Cs	-5.2E-03 \pm 3.8E-02	U
	¹³⁷ Cs	-4.6E-03 \pm 3.4E-02	U		¹³⁷ Cs	-5.4E-02 \pm 5.4E-02	U
	¹⁵² Eu	3.7E-04 \pm 3.7E-03	U		¹⁵² Eu	1.4E-01 \pm 1.6E-01	U
	¹⁵⁴ Eu	-4.4E-02 \pm 9.4E-02	U		¹⁵⁴ Eu	-3.8E-02 \pm 1.1E-01	U
	¹⁵⁵ Eu	-2.2E-02 \pm 1.1E-01	U		¹⁵⁵ Eu	1.1E-02 \pm 1.1E-01	U
	²³⁸ Pu	1.1E-03 \pm 1.1E-02	U		²³⁸ Pu	-5.6E-03 \pm 2.3E-02	U
	^{239/240} Pu	1.2E-03 \pm 5.4E-03	U		^{239/240} Pu	7.0E-03 \pm 7.6E-03	U
	¹⁰³ Ru	-1.1E-02 \pm 3.6E-02	U		¹⁰³ Ru	-6.3E-03 \pm 4.3E-02	U
	¹⁰⁶ Ru	-2.0E-01 \pm 3.1E-01	U		¹⁰⁶ Ru	-3.7E-01 \pm 3.7E-01	U
	¹²⁵ Sb	2.1E-02 \pm 8.7E-02	U		¹²⁵ Sb	2.4E-02 \pm 1.1E-01	U
	¹¹³ Sn	1.3E-02 \pm 4.3E-02	U		¹¹³ Sn	-2.8E-02 \pm 5.1E-02	U
	⁹⁰ Sr	-1.9E-01 \pm 1.9E-01	U		⁹⁰ Sr	1.6E-01 \pm 1.8E-01	U
	²³⁴ U	2.0E-02 \pm 1.1E-02			²³⁴ U	7.7E-03 \pm 5.8E-03	
	²³⁵ U	9.1E-03 \pm 6.8E-03			²³⁵ U	3.2E-03 \pm 3.8E-03	
	²³⁸ U	1.7E-02 \pm 1.0E-02			²³⁸ U	9.7E-03 \pm 7.2E-03	
	⁶⁵ Zn	-1.3E-01 \pm 1.3E-01	U		⁶⁵ Zn	9.1E-03 \pm 9.1E-02	U

RQ = Result Qualifier. U = The analyte was analyzed for but not detected.

This page intentionally left blank.

5.0 EXTERNAL RADIATION

External radiation fields were monitored near facilities and waste handling, storage, and disposal sites to measure and assess the impacts of operations. Thermoluminescent Dosimeter (TLD) results were used at numerous fixed locations to gather dose rate information over extended periods of time, typically three months.

In 2007, there were 124 TLD locations collecting external radiation information. The number of TLD locations in each operational area and a summary table comparing the 2006 and 2007 TLD results are provided in Table 5-1. Additional discussion of external radiation monitoring conducted near facilities and operations during 2007 can be found in Section 10.13 of PNNL-17603 (PNNL 2008a).

Table 5-1. Thermoluminescent Dosimeter Results (mrem/year) for 2006 and 2007.

Operational Area	Number of Dosimeters	2006		2007		% Change ^c
		Maximum ^a	Mean ^b	Maximum ^a	Mean ^b	
100-BC	4	90 ± 9	84 ± 8	89 ± 12	85 ± 7	1%
100-K	14	2,300 ± 5,800	483 ± 1,300	590 ± 15	206 ± 273	-56%
100-N	6	176 ± 124	119 ± 59	142 ± 153	102 ± 48	-2%
200 East	42	338 ± 275	113 ± 106	305 ± 148	110 ± 95	-1%
200 West	24	174 ± 120	104 ± 54	241 ± 287	110 ± 77	6%
200 North (212-R) ^d	1	2,200 ± 329	2,100 ± 207	1,700 ± 268	1,700 ± 81	-18%
300	8	113 ± 158	91 ± 24	109 ± 6	87 ± 20	-4%
300 TEDF ^e	6	87 ± 15	84 ± 4	87 ± 12	84 ± 4	<1%
300-FF-2	4	93 ± 14	88 ± 10	88 ± 11	85 ± 5	-2%
400	7	85 ± 9	81 ± 5	98 ± 8	85 ± 12	4%
CVDF ^f	4	666 ± 939	337 ± 475	306 ± 13	154 ± 205	-53%
ERDF ^g	3	88 ± 16	86 ± 4	93 ± 6	88 ± 8	2%
IDF ^{d,h}	1	93 ± 14	90 ± 5	99 ± 15	91 ± 13	1%

^a maximum annual average ± 2 standard deviations

^b ± 2 standard deviations

^c Numbers indicate a decrease (-) or increase from the 2006 mean

^d Maximum value represents highest quarterly value ± analytical uncertainty

^e TEDF = 300 Area Treated Effluent Disposal Facility

^f CVDF = Cold Vacuum Drying Facility (100 K Area)

^g ERDF = Environmental Restoration Disposal Facility (200 West Area)

^h IDF = Integrated Disposal Facility (200 East Area)

Observations in dose rate monitoring during 2007 included the following:

- The external radiation levels measured at several operational areas during 2007 were ±5% compared to 2006 levels. These were: the 100-B/C Field Remediation project; the 100-N Interim Safe Storage and D4 projects; the 200 East Area; each of the 300 Area operational areas; the 400 Area; the Environmental Restoration Disposal Facility (ERDF); and the Integrated Disposal Facility (200 East Area).

- There were no significant increases observed in annual average dose rates at any of the operational areas during 2007.
- In conjunction with project completion at the 100-KR-1 Field Remediation Site in 2006, external radiation monitoring was discontinued.
- Cleanup activities at the 100-K Area fuel storage basins and adjacent retired reactor buildings continued in 2007, and overall average dose rates measured during the year decreased by approximately 60% relative to 2006 values. A similar decrease was observed at dosimeter monitoring sites around the 100-K Area Cold Vacuum Drying Facility (CVDF) where overall annual dose rates decreased approximately 50% in 2007 compared to 2006. In March 2006, three additional dosimeters were deployed at the 100-K Area during the transfer of radioactively contaminated basin sludge from the 105-KE fuel storage basin to the 105-KW fuel storage basin and then to the CVDF (known as the Hose-in-Hose project). Two of the new dosimeters, situated near the Columbia River shoreline, were at typical, site baseline levels throughout 2006 and 2007. The third new dosimeter, located east of the 105-KE Facility, began showing somewhat higher-than-baseline dose rate levels during the fourth quarter of 2006. These levels continued to gradually increase until mid-year 2007 when they leveled off. Similarly, another TLD location near (south of) the 105-KW Facility continued to exhibit consistently higher-than-baseline dose rate levels again during 2007. In both cases, these slightly elevated levels appeared to be in conjunction with sludge transfer activities. Quarterly dose rate levels for each of the facilities/projects at the 100-K Area are presented in graph form in Figure 5-1.
- Average dose rates observed during 2007 in the 100-N Area were comparable to 2006 levels. Dose rates observed at the N Springs shoreline TLD location were approximately 7% lower in 2007 than in 2006. The number of TLD monitoring locations was reduced in 2007 in response to the continuing cleanup and removal of sources of radiation. Figure 5-2 provides historical trend plots of quarterly dose rates from the 116-N-1, 100-N Area, and N Springs monitoring locations.

Dose rates observed in the 200 West Area during 2007 were slightly higher (6%) than levels measured in 2006. Dose rates at the 212-R Facility, while again in 2007 some of the highest on Site, were approximately 18% lower than those measured during 2006. Figure 5-3 provides historical trend plots of quarterly dose rate levels for each of the 200 Area operational areas.

Dose rates measured at the 300 Area, 300 Treated Effluent Disposal Facility (TEDF), 300-FF-2 Field Remediation project, and in the 400 Area were consistent with previous years' measurements. Figure 5-4 provides historical trend plots of quarterly dose rate levels for each of these operational areas.

Maps showing the 2007 TLD locations are provided in Figures 5-5 through 5-12 and individual 2007 TLD results are provided in Table 5-2.

Figure 5-1. Average Quarterly Dose Rates, 100-K Area.

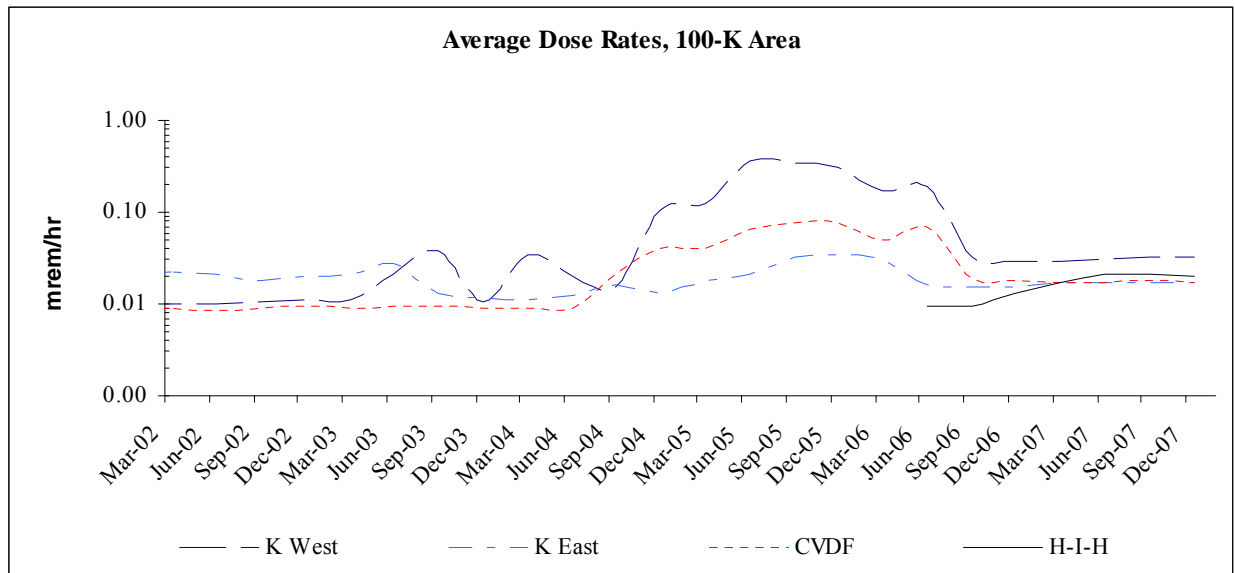


Figure 5-2. Average Quarterly Dose Rates, 100-N Area.

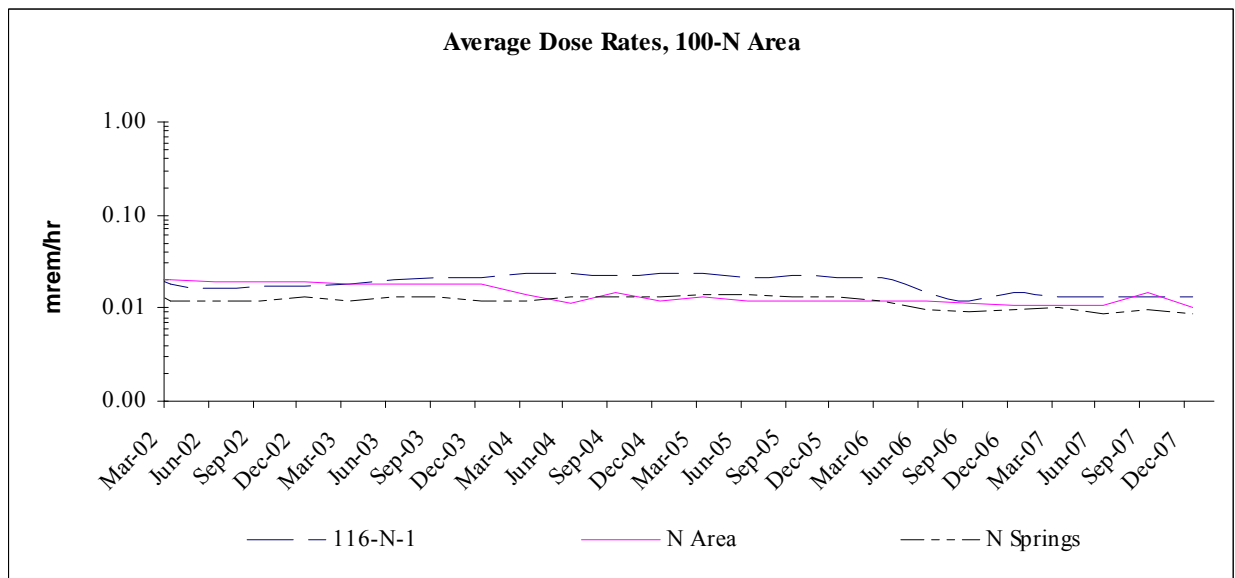


Figure 5-3. Average Quarterly Dose Rates, 200 Areas.

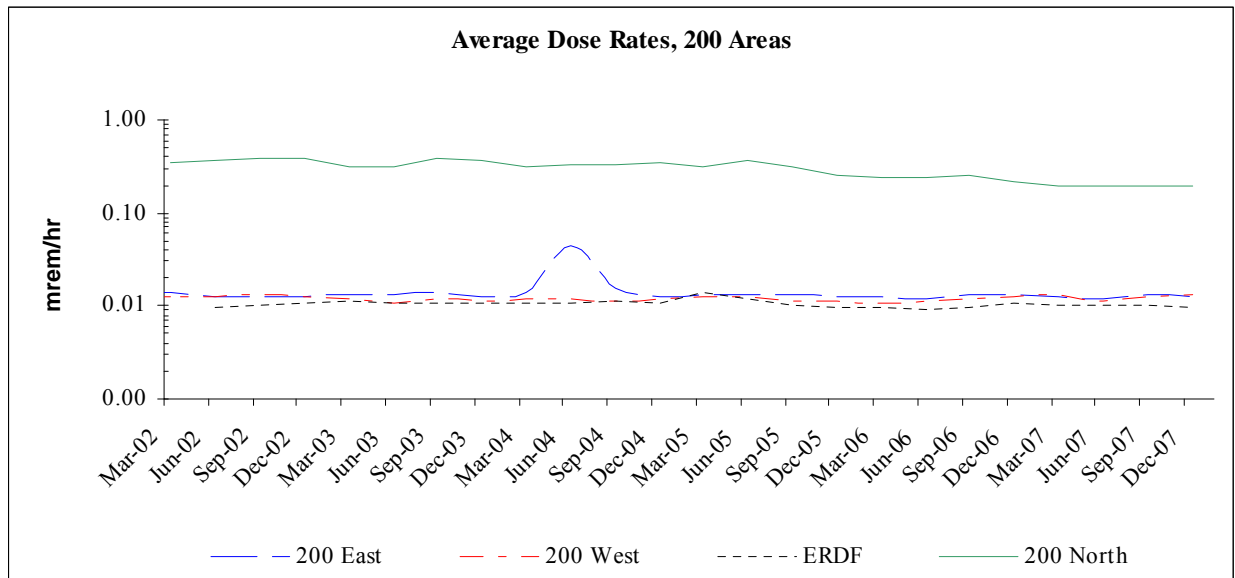
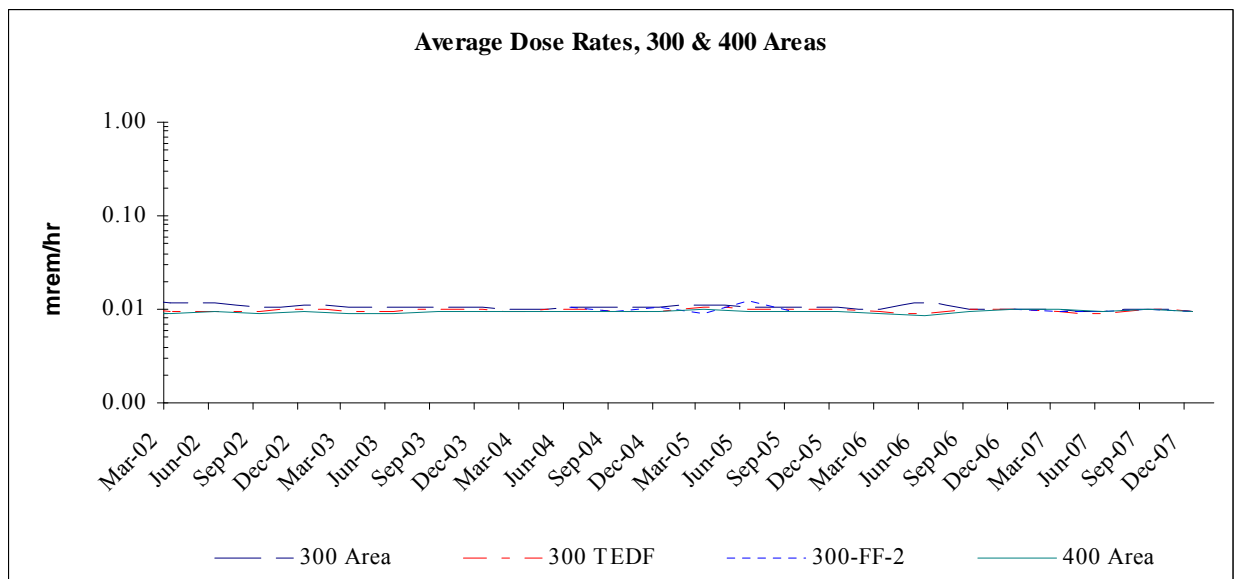


Figure 5-4. Average Quarterly Dose Rates, 300 and 400 Areas.



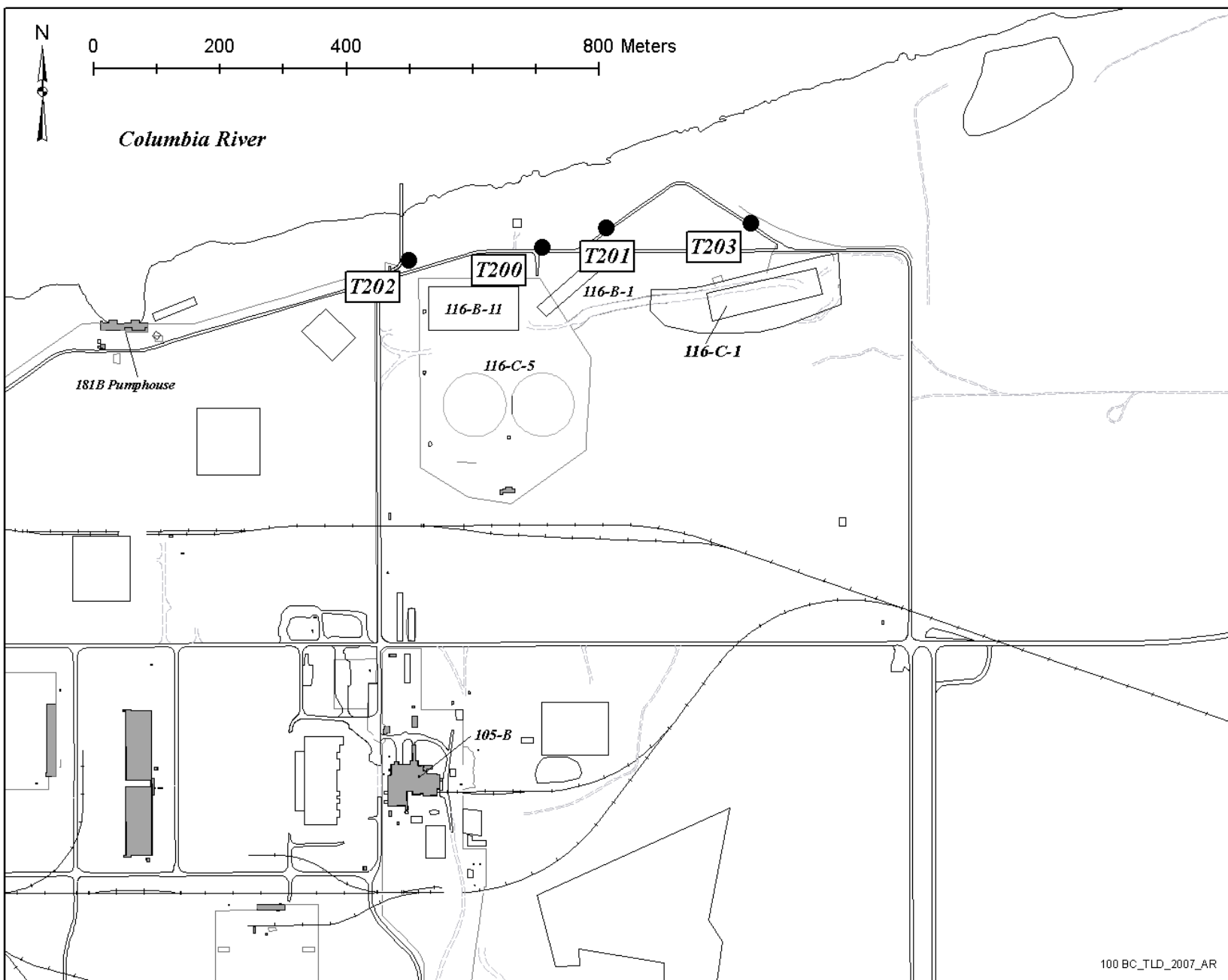


Figure 5-5. 100-B/C Area TLD Locations.

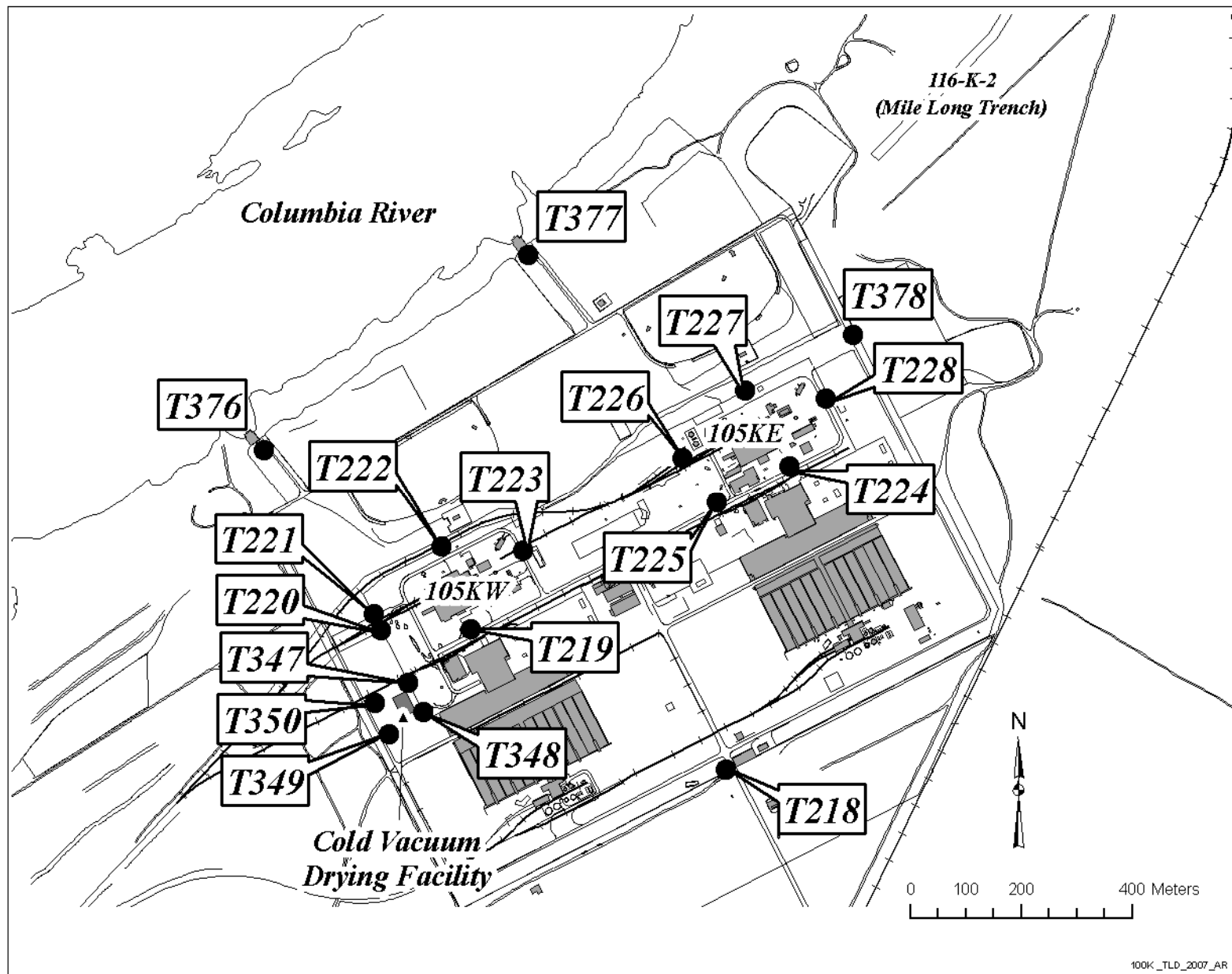


Figure 5-6. 100-K Area TLD Locations.

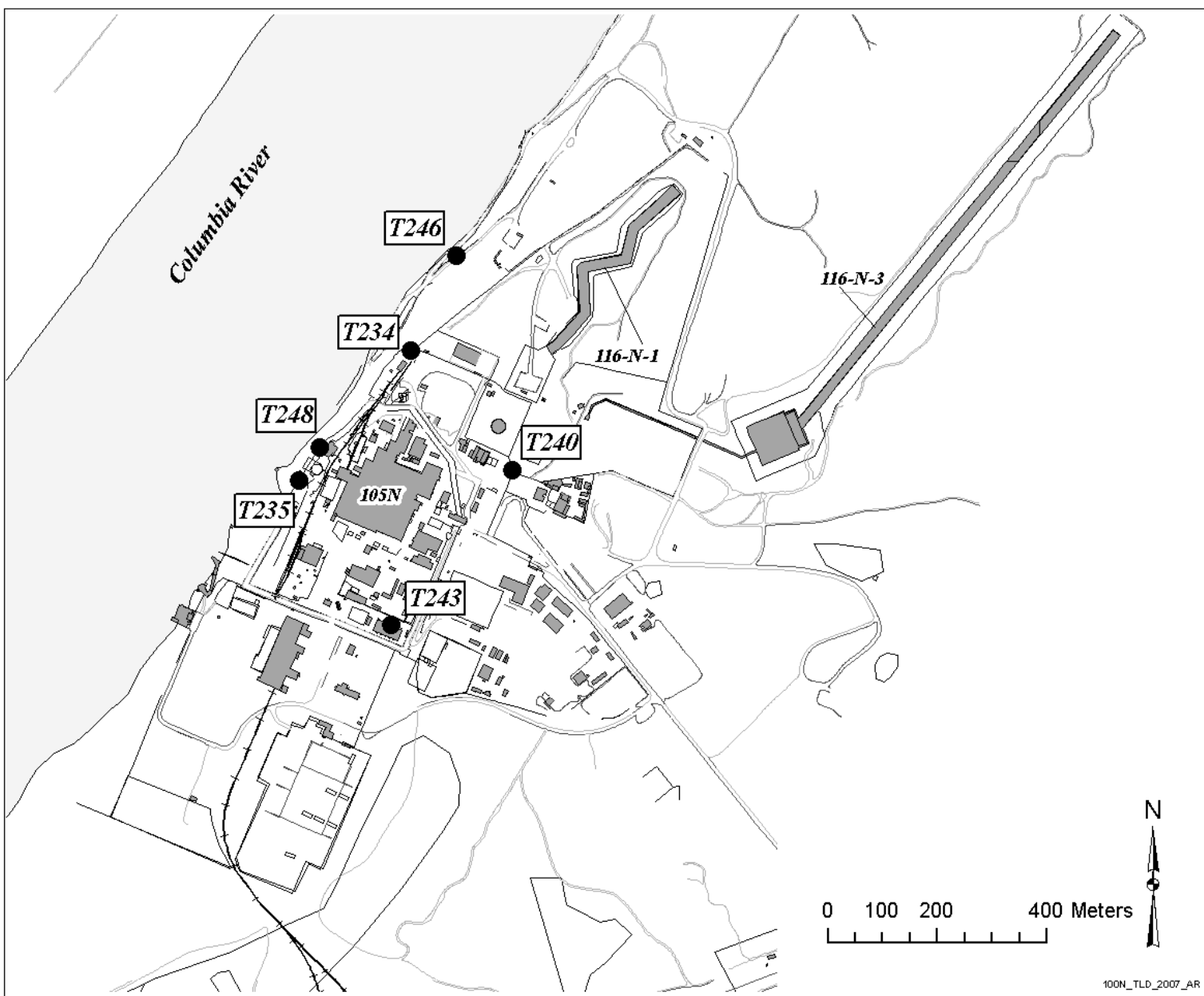


Figure 5-7. 100-N Area TLD Locations.

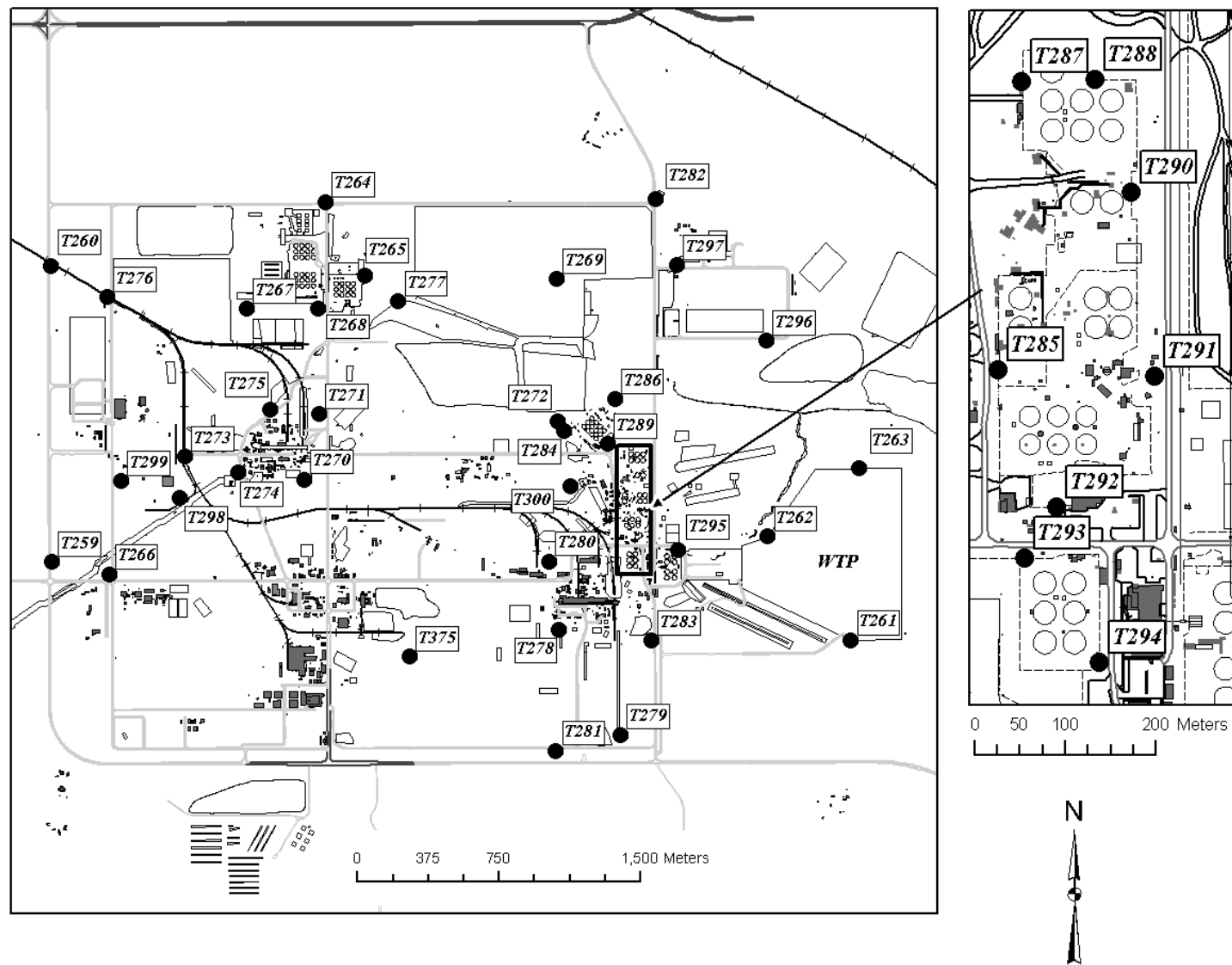


Figure 5-8. 200 East Area TLD Locations.

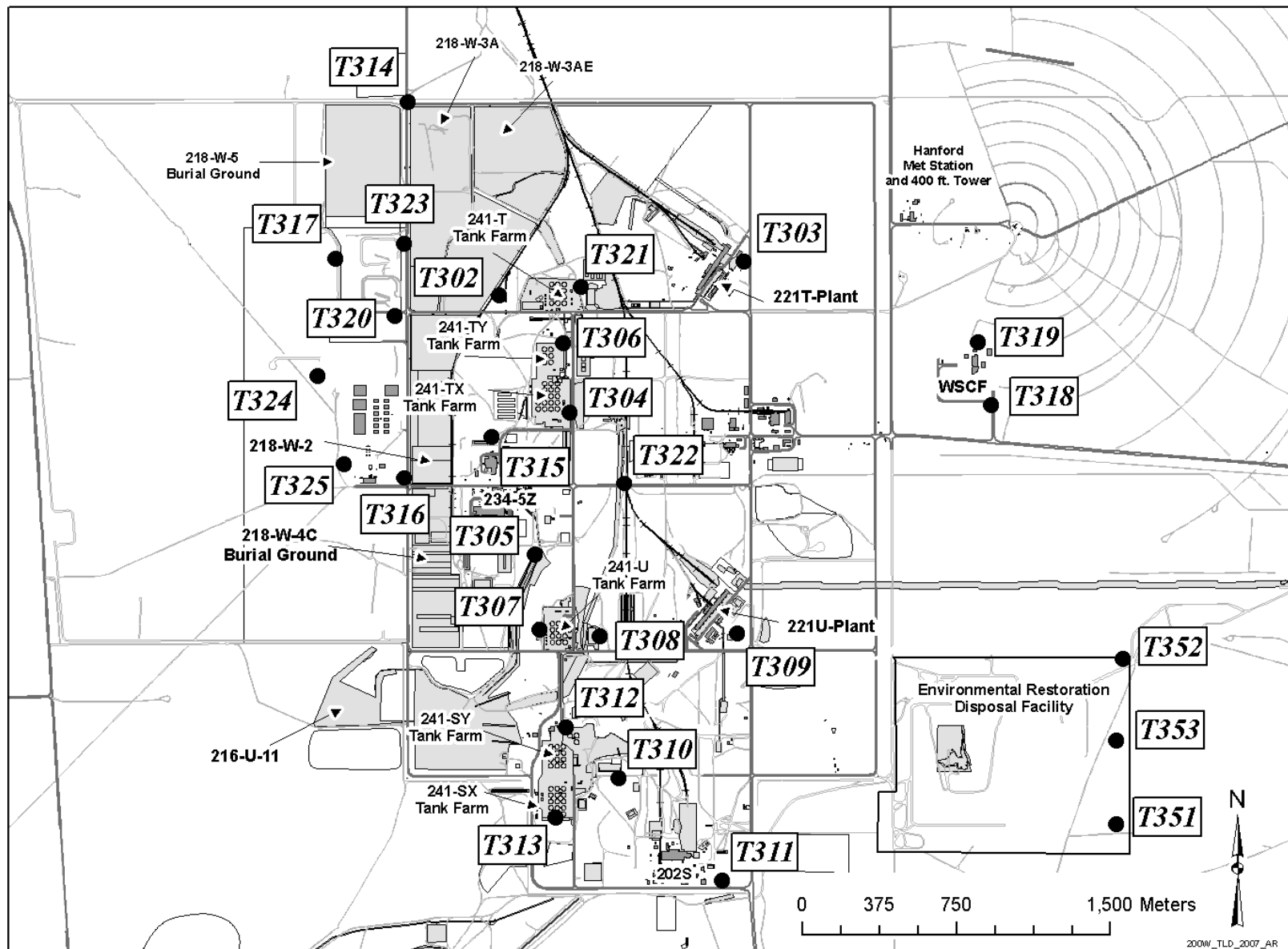


Figure 5-9. 200 West Area TLD Locations.

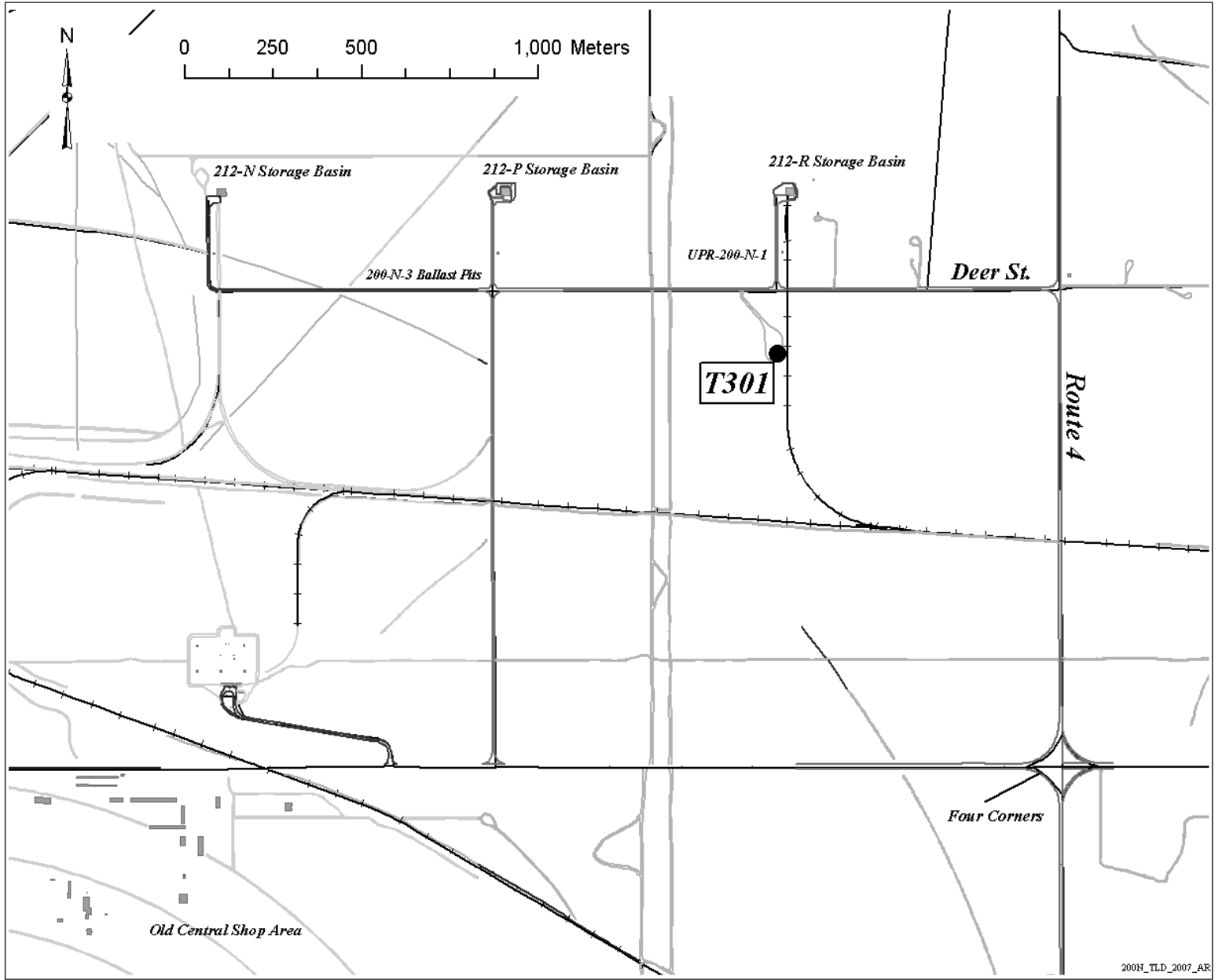


Figure 5-10. 200 North Area TLD Location.

Figure 5-11. 300 Area Treated Effluent Disposal Facility and 300 Area TLDD Locations.

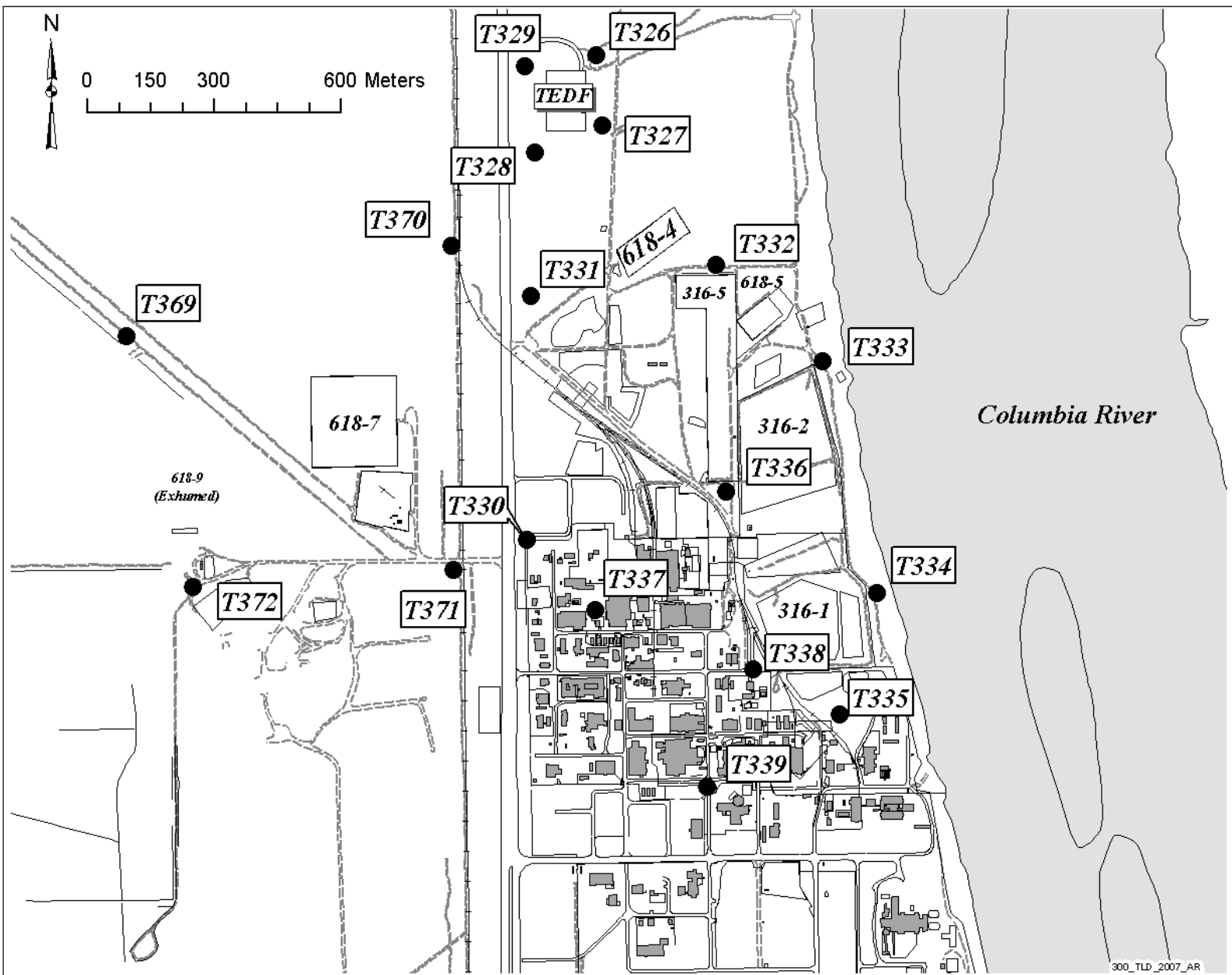


Figure 5-12. 400 Area TLD Locations.

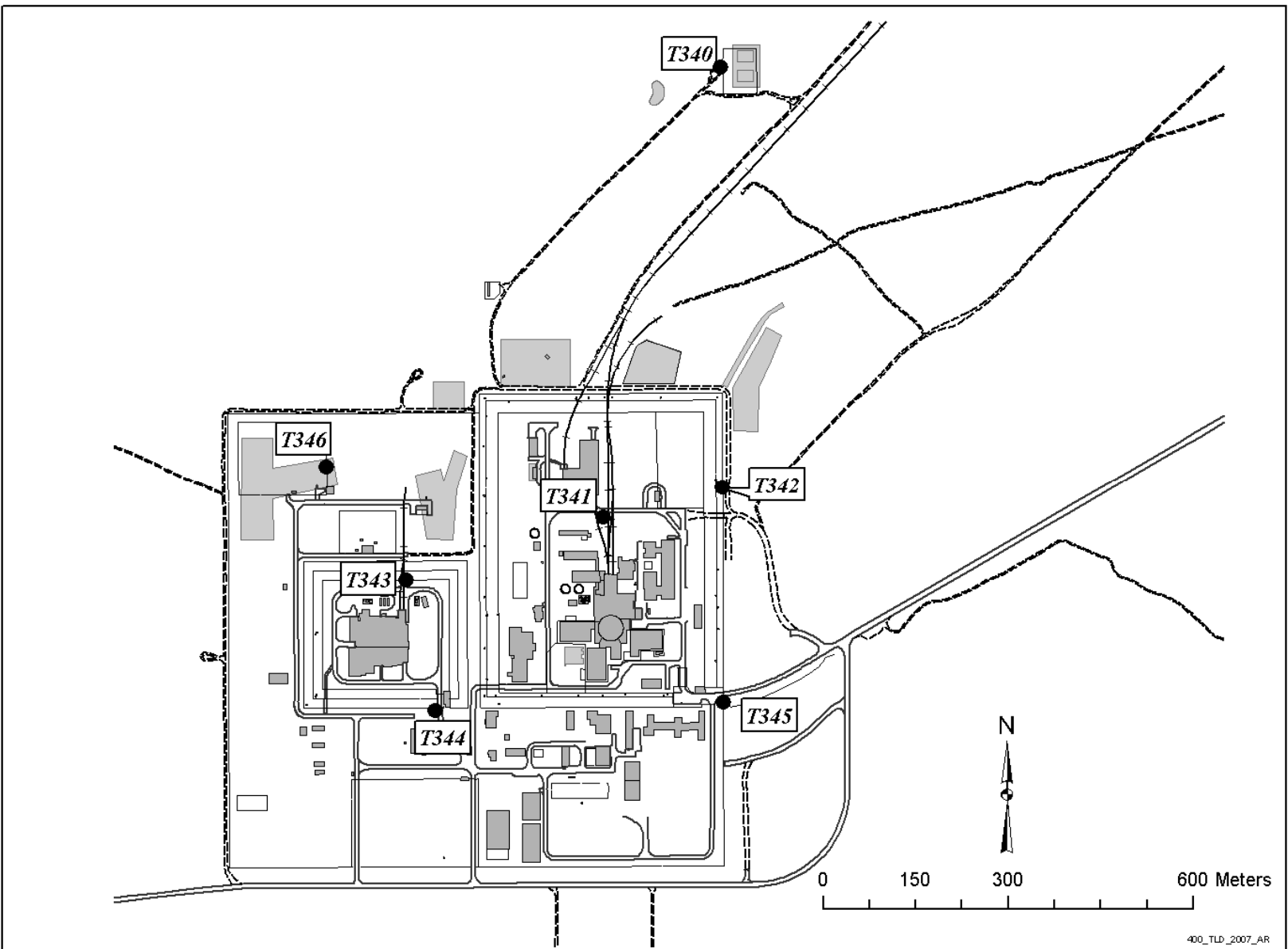


Table 5-2. 2007 TLD Results. (17 sheets total)

Location	Sample Period	mrem/hr	mrem/day	mrem/qtr	mrem/year	Days in Field
100-B/C Field Remediation project	T200	0.010	0.24	23.5	88	98
	T201	0.009	0.22	21.8	81	98
	T202	0.009	0.22	21.3	79	98
	T203	0.009	0.22	21.1	79	98
	T200	0.010	0.24	19.6	86	83
	T201	0.010	0.24	20.0	88	83
	T202	0.008	0.20	16.7	73	83
	T203	0.009	0.21	17.0	75	83
	T200	0.011	0.27	26.1	98	97
	T201	0.010	0.25	24.2	91	97
	T202	0.011	0.26	25.1	94	97
	T203	0.010	0.24	23.0	87	97
	T200	0.010	0.23	19.5	85	84
	T201	0.009	0.23	19.1	83	84
	T202	0.010	0.23	19.6	85	84
	T203	0.009	0.23	18.9	82	84

100-B/C, Annual Averages \pm 2 Standard Deviations

	mrem/hr	mrem/day	mrem/qtr	mrem/year
T200	0.010 \pm 0.001	0.25 \pm 0.03	22.4 \pm 3.1	89 \pm 12
T201	0.010 \pm 0.001	0.24 \pm 0.03	21.5 \pm 2.3	86 \pm 9
T202	0.010 \pm 0.002	0.23 \pm 0.05	20.8 \pm 4.5	83 \pm 18
T203	0.009 \pm 0.001	0.22 \pm 0.03	20.2 \pm 2.5	81 \pm 10

Location	Sample Period	mrem/hr	mrem/day	mrem/qtr	mrem/year	Days in Field
100-K Area	T218	0.019	0.46	44.9	167	98
	T219	0.068	1.62	158.6	591	98
	T220	0.027	0.64	62.5	233	98
	T221	0.027	0.65	63.8	238	98
	T222	0.020	0.49	47.7	178	98
	T223	0.012	0.29	28.6	106	98
	T224	0.011	0.26	25.9	96	98
	T225	0.021	0.51	49.7	185	98
	T226	0.013	0.31	29.9	112	98
	T227	0.023	0.56	54.9	205	98
	T228	0.016	0.38	37.2	138	98
	T376	0.009	0.21	20.6	77	98
	T377	0.009	0.21	20.8	77	98
	T378	0.034	0.81	78.9	294	98
	T218	0.021	0.51	41.9	186	82
	T219	0.067	1.61	132.2	589	82
	T220	0.028	0.68	55.9	249	82
	T221	0.030	0.73	59.7	266	82
	T222	0.024	0.57	47.0	209	82
	T223	0.013	0.30	24.6	110	82
	T224	0.011	0.25	20.8	93	82
	T225	0.020	0.48	39.2	175	82
	T226	0.012	0.28	23.3	104	82
	T227	0.022	0.53	43.1	192	82
	T228	0.019	0.44	36.5	162	82
	T376	0.009	0.22	18.0	80	82
	T377	0.009	0.22	18.1	81	82
	T378	0.046	1.10	91.3	402	83

Table 5-2. 2007 TLD Results. (17 sheets total)

Location	Sample Period	mrem/hr	mrem/day	mrem/qtr	mrem/year	Days in Field	
100-K Area	T218	3rd Quarter '07	0.026	0.62	60.9	227	98
	T219		0.066	1.59	156.0	581	98
	T220		0.028	0.66	65.4	241	99
	T221		0.031	0.74	73.1	269	99
	T222		0.029	0.68	67.7	250	99
	T223		0.014	0.33	32.7	121	99
	T224		0.011	0.27	26.8	99	99
	T225		0.022	0.52	51.1	188	99
	T226		0.012	0.29	29.1	108	99
	T227		0.022	0.54	53.0	196	99
	T228		0.019	0.46	45.6	168	99
	T376		0.009	0.22	21.2	79	98
	T377		0.009	0.22	21.9	82	98
	T378		0.044	1.06	103.0	388	97
	T218	4th Quarter '07	0.026	0.63	53.3	229	85
	T219		0.068	1.64	139.5	599	85
	T220		0.028	0.68	56.7	246	84
	T221		0.031	0.74	62.4	271	84
	T222		0.026	0.63	53.2	231	84
	T223		0.014	0.33	27.3	119	84
	T224		0.011	0.26	22.1	96	84
	T225		0.021	0.49	41.5	180	84
	T226		0.011	0.25	21.2	92	84
	T227		0.023	0.54	45.5	197	84
	T228		0.019	0.46	38.5	167	84
	T376		0.008	0.20	17.2	74	85
	T377		0.009	0.21	18.0	77	85
	T378		0.044	1.05	89.0	382	85

100-K Area, Annual Averages \pm 2 Standard Deviations

	mrem/hr	mrem/day	mrem/qtr	mrem/year
T218	0.023 \pm 0.007	0.55 \pm 0.17	50.5 \pm 15.2	202 \pm 61
T219	0.067 \pm 0.002	1.62 \pm 0.04	147.4 \pm 3.7	590 \pm 15
T220	0.028 \pm 0.002	0.66 \pm 0.04	60.5 \pm 3.5	242 \pm 14
T221	0.030 \pm 0.004	0.71 \pm 0.09	65.1 \pm 7.8	260 \pm 31
T222	0.025 \pm 0.007	0.59 \pm 0.17	54.2 \pm 15.4	217 \pm 62
T223	0.013 \pm 0.002	0.31 \pm 0.04	28.5 \pm 3.5	114 \pm 14
T224	0.011 \pm 0.001	0.26 \pm 0.01	24.0 \pm 1.3	96 \pm 5
T225	0.021 \pm 0.001	0.50 \pm 0.03	45.6 \pm 3.0	182 \pm 12
T226	0.012 \pm 0.002	0.29 \pm 0.05	26.0 \pm 4.2	104 \pm 17
T227	0.023 \pm 0.001	0.54 \pm 0.03	49.4 \pm 2.7	198 \pm 11
T228	0.018 \pm 0.003	0.43 \pm 0.08	39.7 \pm 7.0	159 \pm 28
T376	0.009 \pm 0.001	0.21 \pm 0.02	19.3 \pm 1.4	77 \pm 6
T377	0.009 \pm 0.001	0.22 \pm 0.01	19.8 \pm 1.1	79 \pm 4
T378	0.042 \pm 0.011	1.00 \pm 0.27	91.0 \pm 24.5	364 \pm 98

Table 5-2. 2007 TLD Results. (17 sheets total)

Location		Sample Period	mrem/hr	mrem/day	mrem/qtr	mrem/year	Days in Field
CVDF (100-K Area)	T347	1st Quarter '07	0.035	0.85	83.2	310	98
	T348		0.013	0.32	31.1	116	98
	T349		0.010	0.24	23.7	88	98
	T350		0.011	0.26	25.9	97	98
	T347	2nd Quarter '07	0.035	0.83	68.0	303	82
	T348		0.013	0.31	25.2	112	82
	T349		0.009	0.22	17.7	79	82
	T350		0.013	0.30	24.9	111	82
Location		Sample Period	mrem/hr	mrem/day	mrem/qtr	mrem/year	Days in Field
CVDF (100-K Area)	T347	3rd Quarter '07	0.036	0.86	83.9	313	98
	T348		0.014	0.33	32.0	119	98
	T349		0.011	0.25	24.7	92	98
	T350		0.012	0.30	28.9	108	98
	T347	4th Quarter '07	0.034	0.82	69.4	298	85
	T348		0.013	0.32	26.8	115	85
	T349		0.011	0.25	21.6	93	85
	T350		0.012	0.29	24.5	105	85

CVDF, Annual Averages \pm 2 Standard Deviations

	mrem/hr	mrem/day	mrem/qtr	mrem/year
T347	0.035 ± 0.002	0.84 ± 0.04	76.6 ± 3.4	306 ± 13
T348	0.013 ± 0.001	0.32 ± 0.02	28.9 ± 1.4	116 ± 6
T349	0.010 ± 0.001	0.24 ± 0.04	22.1 ± 3.2	88 ± 13
T350	0.012 ± 0.001	0.29 ± 0.03	26.2 ± 3.0	105 ± 12

Table 5-2. 2007 TLD Results. (17 sheets total)

Location	Sample Period	mrem/hr	mrem/day	mrem/qtr	mrem/year	Days in Field	
100-N Area	T234	1st Quarter '07	0.011	0.27	25.4	99	94
	T235		0.011	0.26	24.2	94	94
	T240		0.013	0.32	29.7	116	94
	T243		0.009	0.22	21.1	82	94
	T246		0.010	0.24	22.6	88	94
	T248		0.012	0.29	27.4	106	94
	T234	2nd Quarter '07	0.010	0.24	20.0	89	82
	T235		0.013	0.30	24.9	111	82
	T240		0.013	0.32	26.0	116	82
	T243		0.009	0.21	17.0	76	82
	T246		0.009	0.21	17.5	78	82
	T248		0.011	0.26	21.7	97	82
	T234	3rd Quarter '07	0.010	0.24	23.6	87	99
	T235		0.029	0.69	68.4	252	99
	T240		0.013	0.32	31.3	115	99
	T243		0.009	0.21	21.1	78	99
	T246		0.010	0.24	23.5	87	99
	T248		0.012	0.30	29.4	108	99
	T234	4th Quarter '07	0.009	0.22	18.7	81	84
	T235		0.011	0.26	22.1	96	84
	T240		0.013	0.31	25.7	111	84
	T243		0.009	0.21	17.4	76	84
	T246		0.009	0.21	18.0	78	84
	T248		0.012	0.28	23.5	102	84

100-N, Annual Averages \pm 2 Standard Deviations

	mrem/hr	mrem/day	mrem/qtr	mrem/year
T234	0.010 ± 0.002	0.24 ± 0.04	22.3 ± 3.6	89 ± 14
T235	0.016 ± 0.017	0.39 ± 0.42	35.5 ± 38.2	142 ± 153
T240	0.013 ± 0.000	0.31 ± 0.01	28.6 ± 1.0	114 ± 4
T243	0.009 ± 0.001	0.21 ± 0.02	19.5 ± 1.5	78 ± 6
T246	0.009 ± 0.001	0.23 ± 0.03	20.7 ± 2.7	83 ± 11
T248	0.012 ± 0.001	0.28 ± 0.03	25.9 ± 2.6	104 ± 10

Table 5-2. 2007 TLD Results. (17 sheets total)

Location	Sample Period	mrem/hr	mrem/day	mrem/qtr	mrem/year	Days in Field
200 East Area	T259	0.009	0.22	18.9	79	87
	T260	0.009	0.22	19.0	80	87
	T261	0.009	0.22	19.9	82	89
	T262	0.009	0.22	19.7	81	89
	T263	0.009	0.22	19.6	80	89
	T264	0.012	0.28	24.4	101	88
	T265	0.012	0.28	25.1	104	88
	T266	0.010	0.24	21.0	87	88
	T267	0.010	0.24	20.7	86	88
	T268	0.012	0.30	26.1	108	88
	T269	0.010	0.24	21.4	88	89
	T270	0.014	0.34	29.6	123	88
	T271	0.009	0.23	19.8	82	88
	T272	0.012	0.28	24.5	104	86
	T273	0.010	0.23	20.0	83	88
	T274	0.010	0.23	20.0	83	88
	T275	0.010	0.24	20.6	86	87
	T276	0.009	0.22	18.6	79	86
	T277	0.011	0.26	22.5	93	88
	T278	0.010	0.24	20.8	88	86
	T279	0.009	0.23	19.5	83	86
	T280	0.010	0.24	21.2	88	88
	T281	0.010	0.24	20.6	88	86
	T282	0.010	0.23	20.5	85	88
	T283	0.010	0.23	20.1	85	86
	T284	0.012	0.29	25.1	104	88
	T285	0.042	1.00	87.6	364	88
	T286	0.016	0.38	33.6	139	88
	T287	0.025	0.59	50.7	215	86
	T288	0.022	0.54	47.9	196	89
	T289	0.017	0.41	36.2	150	88
	T290	0.013	0.32	28.3	116	89
	T291	0.015	0.35	31.3	128	89
	T292	0.028	0.66	58.7	241	89
	T293	0.011	0.27	23.9	98	89
	T294	0.017	0.41	36.9	151	89
	T295	0.010	0.24	20.9	86	89
	T296	0.009	0.22	19.3	80	88
	T297	0.009	0.21	18.8	78	88
	T298	0.010	0.23	20.4	85	88
	T299	0.010	0.23	20.3	84	88
	T300	0.011	0.25	22.2	92	88

Table 5-2. 2007 TLD Results. (17 sheets total)

Location	Sample Period	mrem/hr	mrem/day	mrem/qtr	mrem/year	Days in Field
200 East Area	T259	0.009	0.22	18.0	79	83
	T260	0.009	0.20	16.8	74	83
	T261	0.010	0.25	20.0	91	80
	T262	0.009	0.21	17.2	78	80
	T263	0.010	0.23	18.3	84	79
	T264	0.011	0.27	22.2	99	82
	T265	0.014	0.33	27.3	122	82
	T266	0.009	0.23	18.6	83	82
	T267	0.010	0.24	19.8	88	82
	T268	0.012	0.29	23.9	107	82
	T269	0.010	0.25	19.8	90	80
	T270	0.014	0.34	27.8	124	82
	T271	0.010	0.24	19.3	86	82
	T272	0.011	0.27	22.3	98	83
	T273	0.009	0.21	17.5	78	82
	T274	0.010	0.23	18.7	83	82
	T275	0.009	0.22	18.4	82	82
	T276	0.009	0.21	17.3	77	82
	T277	0.010	0.25	20.2	90	82
	T278	0.010	0.24	19.8	87	83
	T279	0.009	0.22	17.9	79	83
	T280	0.009	0.22	17.9	79	83
	T281	0.010	0.23	19.3	85	83
	T282	0.009	0.21	17.8	78	83
	T283	0.009	0.21	17.6	77	83
	T284	0.012	0.28	23.4	103	83
	T285	0.039	0.94	77.8	342	83
	T286	0.015	0.36	30.0	132	83
	T287	0.021	0.49	40.9	180	83
	T288	0.021	0.50	39.8	182	80
	T289	0.017	0.40	33.4	147	83
	T290	0.013	0.31	25.1	114	80
	T291	0.014	0.34	27.2	124	80
	T292	0.025	0.60	47.7	218	80
	T293	0.011	0.27	22.0	100	80
	T294	0.017	0.40	32.3	147	80
	T295	0.009	0.22	17.9	82	80
	T296	0.009	0.22	18.4	81	83
	T297	0.010	0.23	19.1	84	83
	T298	0.009	0.21	17.0	76	82
	T299	0.010	0.23	18.7	83	82
	T300	0.010	0.23	19.1	84	83

Table 5-2. 2007 TLD Results. (17 sheets total)

Location	Sample Period	mrem/hr	mrem/day	mrem/qtr	mrem/year	Days in Field
200 East Area	T259	0.009	0.23	22.0	83	97
	T260	0.010	0.23	22.2	84	97
	T261	0.011	0.25	24.6	93	97
	T262	0.010	0.24	23.1	87	97
	T263	0.011	0.25	24.7	92	98
	T264	0.012	0.29	28.1	106	97
	T265	0.013	0.32	31.1	117	97
	T266	0.010	0.24	23.1	87	97
	T267	0.010	0.24	23.6	88	98
	T268	0.012	0.30	29.0	108	98
	T269	0.010	0.23	22.9	85	98
	T270	0.015	0.36	35.5	132	98
	T271	0.010	0.24	23.9	89	98
	T272	0.012	0.29	28.7	107	98
	T273	0.010	0.23	22.6	85	97
	T274	0.010	0.24	23.2	86	98
	T275	0.010	0.24	23.1	86	98
	T276	0.009	0.23	21.9	83	97
	T277	0.011	0.26	25.2	95	97
	T278	0.010	0.24	23.2	87	97
	T279	0.010	0.24	23.2	88	97
	T280	0.010	0.25	23.8	90	97
	T281	0.009	0.22	21.5	81	97
	T282	0.009	0.23	21.9	83	97
	T283	0.009	0.22	21.8	82	97
	T284	0.013	0.32	31.4	117	98
	T285	0.037	0.90	88.0	328	98
	T286	0.017	0.41	39.9	149	98
	T287	0.019	0.46	44.9	167	98
	T288	0.024	0.57	56.2	210	98
	T289	0.020	0.49	47.9	178	98
	T290	0.013	0.31	30.8	115	98
	T291	0.015	0.35	34.0	128	97
	T292	0.034	0.83	80.9	301	98
	T293	0.012	0.29	28.6	106	98
	T294	0.019	0.45	44.3	165	98
	T295	0.010	0.25	23.8	89	97
	T296	0.010	0.23	22.6	85	97
	T297	0.010	0.24	23.3	88	97
	T298	0.010	0.24	23.5	89	97
	T299	0.010	0.24	23.1	87	97
	T300	0.011	0.26	25.6	96	97

Table 5-2. 2007 TLD Results. (17 sheets total)

Location	Sample Period	mrem/hr	mrem/day	mrem/qtr	mrem/year	Days in Field
200 East Area	T259	0.010	0.24	24.2	89	99
	T260	0.010	0.24	23.6	86	100
	T261	0.010	0.23	23.2	86	99
	T262	0.010	0.23	23.0	85	99
	T263	0.010	0.24	24.2	89	99
	T264	0.012	0.28	27.5	101	99
	T265	0.013	0.31	30.6	113	99
	T266	0.010	0.24	23.9	88	99
	T267	0.010	0.25	24.3	90	98
	T268	0.013	0.32	30.9	115	98
	T269	0.010	0.24	23.9	89	98
	T270	0.015	0.35	34.4	128	98
	T271	0.011	0.26	25.9	96	98
	T272	0.012	0.29	27.8	105	97
	T273	0.010	0.23	22.7	84	99
	T274	0.010	0.24	23.8	89	98
	T275	0.010	0.23	22.7	85	98
	T276	0.009	0.23	22.4	82	99
	T277	0.011	0.25	25.0	92	99
	T278	0.010	0.23	22.9	84	99
	T279	0.009	0.21	21.1	78	99
	T280	0.010	0.24	23.6	87	99
	T281	0.010	0.24	23.3	86	99
	T282	0.010	0.24	23.2	86	98
	T283	0.010	0.24	23.6	87	99
	T284	0.013	0.31	29.9	113	97
	T285	0.023	0.55	53.4	199	98
	T286	0.017	0.40	38.9	146	97
	T287	0.014	0.34	33.4	124	98
	T288	0.024	0.58	56.6	213	97
	T289	0.019	0.45	44.0	164	98
	T290	0.014	0.34	32.8	123	97
	T291	0.015	0.36	35.6	133	98
	T292	0.028	0.68	66.6	248	98
	T293	0.013	0.32	31.4	117	98
	T294	0.020	0.47	46.2	172	98
	T295	0.010	0.24	23.4	86	99
	T296	0.010	0.25	24.4	91	98
	T297	0.011	0.25	24.7	92	98
	T298	0.009	0.22	21.8	80	99
	T299	0.010	0.24	24.1	89	99
	T300	0.011	0.26	25.0	93	98

Table 5-2. 2007 TLD Results. (17 sheets total)

200 East Area, Annual Averages \pm 2 Standard Deviations

Location	mrem/hr	mrem/day	mrem/qtr	mrem/year
T259	0.009 \pm 0.001	0.23 \pm 0.03	20.7 \pm 2.4	83 \pm 9
T260	0.009 \pm 0.001	0.22 \pm 0.03	20.3 \pm 2.6	81 \pm 10
T261	0.010 \pm 0.001	0.24 \pm 0.03	22.0 \pm 2.6	88 \pm 10
T262	0.009 \pm 0.001	0.23 \pm 0.02	20.7 \pm 1.9	83 \pm 8
T263	0.010 \pm 0.001	0.24 \pm 0.03	21.7 \pm 2.6	87 \pm 10
T264	0.012 \pm 0.001	0.28 \pm 0.02	25.5 \pm 1.4	102 \pm 6
T265	0.013 \pm 0.002	0.31 \pm 0.04	28.4 \pm 3.7	114 \pm 15
T266	0.010 \pm 0.001	0.24 \pm 0.01	21.6 \pm 1.2	86 \pm 5
T267	0.010 \pm 0.000	0.24 \pm 0.01	22.0 \pm 0.9	88 \pm 4
T268	0.013 \pm 0.001	0.30 \pm 0.02	27.4 \pm 1.9	110 \pm 8
T269	0.010 \pm 0.000	0.24 \pm 0.01	22.0 \pm 1.0	88 \pm 4
T270	0.014 \pm 0.001	0.35 \pm 0.02	31.7 \pm 2.1	127 \pm 8
T271	0.010 \pm 0.001	0.24 \pm 0.03	22.2 \pm 3.0	89 \pm 12
T272	0.012 \pm 0.001	0.28 \pm 0.02	25.9 \pm 1.9	103 \pm 7
T273	0.009 \pm 0.001	0.23 \pm 0.02	20.6 \pm 1.5	82 \pm 6
T274	0.010 \pm 0.001	0.23 \pm 0.01	21.3 \pm 1.3	85 \pm 5
T275	0.010 \pm 0.000	0.23 \pm 0.01	21.2 \pm 1.0	85 \pm 4
T276	0.009 \pm 0.001	0.22 \pm 0.01	20.1 \pm 1.3	80 \pm 5
T277	0.011 \pm 0.000	0.25 \pm 0.01	23.1 \pm 1.0	93 \pm 4
T278	0.010 \pm 0.000	0.24 \pm 0.01	21.7 \pm 0.8	87 \pm 3
T279	0.009 \pm 0.001	0.22 \pm 0.02	20.4 \pm 2.2	82 \pm 9
T280	0.010 \pm 0.001	0.24 \pm 0.03	21.5 \pm 2.4	86 \pm 10
T281	0.010 \pm 0.001	0.23 \pm 0.02	21.2 \pm 1.4	85 \pm 6
T282	0.009 \pm 0.001	0.23 \pm 0.02	20.8 \pm 1.7	83 \pm 7
T283	0.009 \pm 0.001	0.23 \pm 0.02	20.8 \pm 2.1	83 \pm 9
T284	0.013 \pm 0.002	0.30 \pm 0.04	27.4 \pm 3.4	109 \pm 13
T285	0.035 \pm 0.017	0.84 \pm 0.41	76.3 \pm 37.1	305 \pm 148
T286	0.016 \pm 0.002	0.39 \pm 0.04	35.5 \pm 3.7	142 \pm 15
T287	0.019 \pm 0.009	0.47 \pm 0.21	42.5 \pm 18.8	170 \pm 75
T288	0.023 \pm 0.003	0.55 \pm 0.08	50.3 \pm 7.1	201 \pm 28
T289	0.018 \pm 0.003	0.44 \pm 0.08	40.2 \pm 7.2	161 \pm 29
T290	0.013 \pm 0.001	0.32 \pm 0.02	29.3 \pm 2.1	117 \pm 8
T291	0.015 \pm 0.001	0.35 \pm 0.02	32.1 \pm 1.7	128 \pm 7
T292	0.029 \pm 0.008	0.70 \pm 0.19	63.5 \pm 17.6	254 \pm 70
T293	0.012 \pm 0.002	0.29 \pm 0.05	26.5 \pm 4.2	106 \pm 17
T294	0.018 \pm 0.003	0.44 \pm 0.06	39.9 \pm 5.7	160 \pm 23
T295	0.010 \pm 0.001	0.24 \pm 0.02	21.5 \pm 1.6	86 \pm 6
T296	0.010 \pm 0.001	0.23 \pm 0.03	21.1 \pm 2.4	84 \pm 10
T297	0.010 \pm 0.001	0.23 \pm 0.03	21.4 \pm 2.9	86 \pm 12
T298	0.009 \pm 0.001	0.23 \pm 0.03	20.6 \pm 2.7	83 \pm 11
T299	0.010 \pm 0.001	0.24 \pm 0.01	21.5 \pm 1.3	86 \pm 5
T300	0.010 \pm 0.001	0.25 \pm 0.03	22.9 \pm 2.7	92 \pm 11

Table 5-2. 2007 TLD Results. (17 sheets total)

Location	Sample Period	mrem/hr	mrem/day	mrem/qtr	mrem/year	Days in Field	
200 West Area	T302	1st Quarter '07	0.011	0.25	21.8	92	87
	T303		0.012	0.29	25.5	107	87
	T304		0.014	0.35	30.1	127	87
	T305		0.010	0.25	21.2	90	86
	T306		0.011	0.27	23.8	100	87
	T307		0.012	0.28	24.1	101	87
	T308		0.010	0.24	20.6	86	87
	T309		0.009	0.23	19.4	82	86
	T310		0.011	0.26	22.7	97	86
	T311		0.010	0.23	20.0	85	86
	T312		0.051	1.22	104.6	444	86
	T313		0.019	0.45	38.3	163	86
	T314		0.010	0.24	20.6	87	87
	T315		0.010	0.25	21.4	91	86
	T316		0.012	0.28	24.6	103	87
	T317		0.010	0.24	20.6	86	87
	T318		0.010	0.24	20.4	87	86
	T319		0.010	0.25	21.1	90	86
	T320		0.011	0.26	23.0	97	87
	T321		0.011	0.27	23.1	98	86
	T322		0.009	0.21	18.6	78	87
	T323		0.012	0.28	24.0	101	87
	T324		0.019	0.46	40.2	169	87
	T325		0.012	0.29	25.0	105	87

Table 5-2. 2007 TLD Results. (17 sheets total)

Location	Sample Period	mrem/hr	mrem/day	mrem/qtr	mrem/year	Days in Field	
200 West Area	T302	3rd Quarter '07	0.011	0.26	24.8	94	96
	T303		0.013	0.31	29.7	113	96
	T304		0.014	0.34	32.4	123	96
	T305		0.010	0.25	23.6	90	96
	T306		0.013	0.31	29.7	113	96
	T307		0.011	0.27	26.0	99	96
	T308		0.011	0.26	25.2	96	96
	T309		0.010	0.24	23.4	88	97
	T310		0.012	0.29	27.9	105	97
	T311		0.010	0.24	23.6	89	97
	T312		0.019	0.47	45.3	170	97
	T313		0.018	0.44	42.7	161	97
	T314		0.010	0.23	22.3	85	96
	T315		0.011	0.25	24.3	93	96
	T316		0.014	0.33	31.9	120	97
	T317		0.010	0.24	23.3	88	96
	T318		0.010	0.24	23.4	88	97
	T319		0.010	0.25	24.3	91	97
	T320		0.013	0.31	29.7	113	96
	T321		0.012	0.30	28.4	108	96
	T322		0.010	0.23	22.5	86	96
	T323		0.011	0.27	25.5	97	96
	T324		0.026	0.62	59.9	228	96
	T325		0.013	0.31	29.9	113	97

Table 5-2. 2007 TLD Results. (17 sheets total)

200 West Area, Annual Averages \pm 2 Standard Deviations

Location	mrem/hr	mrem/day	mrem/qtr	mrem/year
T302	0.011 ± 0.001	0.25 ± 0.03	23.1 ± 2.5	93 ± 10
T303	0.013 ± 0.004	0.32 ± 0.09	29.0 ± 7.8	116 ± 31
T304	0.014 ± 0.001	0.35 ± 0.02	31.8 ± 1.6	127 ± 6
T305	0.010 ± 0.001	0.24 ± 0.01	21.9 ± 1.2	88 ± 5
T306	0.012 ± 0.001	0.29 ± 0.03	26.5 ± 2.9	106 ± 12
T307	0.011 ± 0.002	0.26 ± 0.04	23.9 ± 3.4	95 ± 13
T308	0.011 ± 0.001	0.26 ± 0.02	23.3 ± 2.3	93 ± 9
T309	0.010 ± 0.001	0.24 ± 0.02	21.5 ± 1.4	86 ± 6
T310	0.012 ± 0.001	0.28 ± 0.03	25.5 ± 2.8	102 ± 11
T311	0.010 ± 0.001	0.23 ± 0.03	21.1 ± 3.0	84 ± 12
T312	0.028 ± 0.033	0.66 ± 0.79	60.3 ± 71.8	241 ± 287
T313	0.018 ± 0.001	0.43 ± 0.03	39.5 ± 2.6	158 ± 10
T314	0.010 ± 0.000	0.23 ± 0.01	21.2 ± 0.8	85 ± 3
T315	0.010 ± 0.001	0.25 ± 0.02	22.8 ± 1.9	91 ± 8
T316	0.013 ± 0.002	0.30 ± 0.06	27.7 ± 5.1	111 ± 21
T317	0.010 ± 0.001	0.25 ± 0.02	22.5 ± 2.3	90 ± 9
T318	0.010 ± 0.001	0.23 ± 0.02	21.2 ± 1.6	85 ± 6
T319	0.010 ± 0.001	0.24 ± 0.02	21.9 ± 1.8	87 ± 7
T320	0.012 ± 0.002	0.29 ± 0.05	26.3 ± 4.2	105 ± 17
T321	0.012 ± 0.001	0.28 ± 0.03	25.6 ± 3.2	102 ± 13
T322	0.009 ± 0.001	0.22 ± 0.02	20.0 ± 2.2	80 ± 9
T323	0.011 ± 0.001	0.27 ± 0.02	24.2 ± 2.2	97 ± 9
T324	0.023 ± 0.007	0.55 ± 0.17	50.1 ± 15.9	200 ± 63
T325	0.013 ± 0.001	0.30 ± 0.03	27.6 ± 3.1	110 ± 13

Table 5-2. 2007 TLD Results. (17 sheets total)

Location		Sample Period	mrem/hr	mrem/day	mrem/qtr	mrem/year	Days in Field
(200 North Area)	T301	1st Quarter '07	0.196	4.70	394.6	1715	84
	T301	2nd Quarter '07	0.187	4.50	373.1	1641	83
	T301	3rd Quarter '07	0.191	4.57	443.4	1669	97
	T301	4th Quarter '07	0.197	4.73	468.8	1728	99

212-R, Annual Averages \pm 2 Standard Deviations

	mrem/hr	mrem/day	mrem/qtr	mrem/year
T301	0.193 \pm 0.009	4.63 \pm 0.22	422.3 \pm 20.3	1689 \pm 81

Location	Sample Period	mrem/hr	mrem/day	mrem/qtr	mrem/year	Days in Field	
300 Area	T332	1st Quarter '07	0.009	0.21	19.1	78	90
	T333		0.010	0.24	21.1	86	90
	T334		0.010	0.24	21.5	87	90
	T335		0.009	0.23	20.4	83	90
	T336		0.009	0.23	20.4	83	90
	T337		0.009	0.21	18.5	75	90
	T338		0.013	0.30	27.3	111	90
	T339		0.010	0.25	22.4	91	90
	T332	2nd Quarter '07	0.009	0.21	17.0	78	80
	T333		0.009	0.23	18.1	83	80
	T334		0.009	0.21	17.1	78	80
	T335		0.010	0.23	18.4	84	80
	T336		0.009	0.22	17.7	81	80
	T337		0.008	0.20	16.4	72	83
	T338		0.012	0.29	23.5	107	80
	T339		0.011	0.26	21.1	96	80

Location		Sample Period	mrem/hr	mrem/day	mrem/qtr	mrem/year	Days in Field
300 Area	T332	3rd Quarter '07	0.010	0.24	23.7	86	101
	T333		0.010	0.25	25.2	91	101
	T334		0.010	0.24	23.8	86	101
	T335		0.010	0.25	25.0	90	101
	T336		0.010	0.24	24.0	87	101
	T337		0.009	0.23	22.2	83	98
	T338		0.013	0.31	30.9	112	101
	T339		0.010	0.25	25.0	91	101
	T332	4th Quarter '07	0.009	0.22	18.9	82	84
	T333		0.010	0.23	19.6	85	84
	T334		0.010	0.23	19.3	84	84
	T335		0.009	0.22	18.5	80	84
	T336		0.009	0.21	17.5	76	84
	T337		0.009	0.20	17.1	74	84
	T338		0.012	0.29	24.2	105	84
	T339		0.010	0.24	20.1	88	84

300 Area, Annual Averages \pm 2 Standard Deviations

	mrem/hr	mrem/day	mrem/qtr	mrem/year
T332	0.009 \pm 0.001	0.22 \pm 0.02	20.2 \pm 2.0	81 \pm 8
T333	0.010 \pm 0.001	0.24 \pm 0.02	21.6 \pm 1.8	86 \pm 7
T334	0.010 \pm 0.001	0.23 \pm 0.02	21.0 \pm 2.0	84 \pm 8
T335	0.010 \pm 0.001	0.23 \pm 0.02	21.1 \pm 2.2	84 \pm 9
T336	0.009 \pm 0.001	0.22 \pm 0.02	20.5 \pm 2.2	82 \pm 9
T337	0.009 \pm 0.001	0.21 \pm 0.03	19.1 \pm 2.3	76 \pm 9
T338	0.012 \pm 0.001	0.30 \pm 0.02	27.2 \pm 1.5	109 \pm 6
T339	0.010 \pm 0.001	0.25 \pm 0.02	22.8 \pm 1.8	91 \pm 7

Table 5-2. 2007 TLD Results. (17 sheets total)

Location	Sample Period	mrem/hr	mrem/day	mrem/qtr	mrem/year	Days in Field	
300 TEDF	T326	1st Quarter '07	0.010	0.23	20.8	85	90
	T327		0.009	0.22	20.2	82	90
	T328		0.010	0.23	20.8	85	90
	T329		0.009	0.22	20.0	81	90
	T330		0.009	0.22	19.6	79	90
	T331		0.009	0.22	20.1	82	90
	T326	2nd Quarter '07	0.010	0.23	18.4	84	80
	T327		0.009	0.21	17.1	78	80
	T328		0.009	0.22	17.9	82	80
	T329		0.009	0.21	17.0	78	80
	T330		0.009	0.21	17.0	78	80
	T331		0.009	0.22	17.6	81	80
	T326	3rd Quarter '07	0.010	0.24	24.0	87	101
	T327		0.010	0.24	24.1	87	101
	T328		0.011	0.26	26.3	95	101
	T329		0.010	0.25	24.9	90	101
	T330		0.009	0.22	22.4	81	101
	T331		0.011	0.25	25.6	92	101
	T326	4th Quarter '07	0.009	0.23	18.9	82	84
	T327		0.009	0.22	18.6	81	84
	T328		0.009	0.22	18.1	79	84
T329		0.010	0.23	19.2	83	84	
T330		0.010	0.23	19.2	83	84	
T331		0.010	0.25	20.9	91	84	
300 TEDF, Annual Averages ± 2 Standard Deviations							
Location		mrem/hr	mrem/day	mrem/qtr	mrem/year		
T326		0.010 ± 0.000	0.23 ± 0.01	21.1 ± 0.9	84 ± 4		
T327		0.009 ± 0.001	0.23 ± 0.02	20.6 ± 1.9	82 ± 7		
T328		0.010 ± 0.002	0.23 ± 0.04	21.4 ± 3.6	85 ± 14		
T329		0.010 ± 0.001	0.23 ± 0.03	20.9 ± 2.6	83 ± 10		
T330		0.009 ± 0.001	0.22 ± 0.01	20.1 ± 1.2	80 ± 5		
T331		0.010 ± 0.001	0.24 ± 0.03	21.6 ± 3.0	87 ± 12		

Table 5-2. 2007 TLD Results. (17 sheets total)

Location		Sample Period	mrem/hr	mrem/day	mrem/qtr	mrem/year	Days in Field
300-FF-2 Field Remediation project (300 Area)	T369	1st Quarter '07	0.009	0.22	20.2	82	90
	T370		0.010	0.24	21.0	86	89
	T371		0.009	0.22	19.4	80	89
	T372		0.010	0.23	20.4	84	89
	T369	2nd Quarter '07	0.009	0.22	18.6	82	83
	T370		0.010	0.24	20.2	89	83
	T371		0.009	0.22	18.6	82	83
	T372		0.010	0.23	19.3	85	83
	T369	3rd Quarter '07	0.010	0.25	24.4	91	98
	T370		0.010	0.24	23.7	88	98
	T371		0.010	0.23	22.4	83	98
	T372		0.011	0.26	25.8	96	98
	T369	4th Quarter '07	0.009	0.22	18.5	81	84
	T370		0.009	0.22	18.7	81	84
	T371		0.010	0.23	19.2	83	84
	T372		0.010	0.24	20.3	88	84

300-FF-2, Annual Averages \pm 2 Standard Deviations

	mrem/hr	mrem/day	mrem/qtr	mrem/year
T369	0.010 ± 0.001	0.23 ± 0.03	21.0 ± 2.4	84 ± 9
T370	0.010 ± 0.001	0.24 ± 0.02	21.5 ± 1.7	86 ± 7
T371	0.009 ± 0.000	0.22 ± 0.01	20.5 ± 0.8	82 ± 3
T372	0.010 ± 0.001	0.24 ± 0.03	22.1 ± 2.7	88 ± 11

Table 5-2. 2007 TLD Results. (17 sheets total)

Location	Sample Period	mrem/hr	mrem/day	mrem/qtr	mrem/year	Days in Field	
400 Area	1st Quarter '07	T340	0.010	0.23	20.6	84	90
		T341	0.012	0.28	25.1	102	90
		T342	0.010	0.24	21.2	86	90
		T343	0.009	0.22	20.0	81	90
		T344	0.009	0.22	20.0	81	90
		T345	0.009	0.22	20.2	82	90
		T346	0.009	0.22	20.0	81	90
	2nd Quarter '07	T340	0.009	0.22	17.5	80	80
		T341	0.011	0.25	20.3	93	80
		T342	0.009	0.20	16.3	75	80
		T343	0.009	0.22	18.0	82	80
		T344	0.009	0.21	17.0	78	80
		T345	0.010	0.23	18.3	84	80
		T346	0.009	0.21	16.8	77	80
Location	Sample Period	mrem/hr	mrem/day	mrem/qtr	mrem/year	Days in Field	
400 Area	3rd Quarter '07	T340	0.010	0.24	24.0	87	101
		T341	0.012	0.28	27.9	101	101
		T342	0.010	0.24	24.0	87	101
		T343	0.010	0.23	23.3	84	101
		T344	0.010	0.23	23.5	85	101
		T345	0.010	0.23	23.6	85	101
		T346	0.010	0.23	23.0	83	101
	4th Quarter '07	T340	0.009	0.21	17.9	78	84
		T341	0.011	0.27	22.4	97	84
		T342	0.010	0.23	19.3	84	84
		T343	0.009	0.22	18.7	81	84
		T344	0.009	0.22	18.1	79	84
		T345	0.010	0.23	19.6	85	84
		T346	0.009	0.23	19.0	82	84

400 Area, Annual Averages \pm 2 Standard Deviations

	mrem/hr	mrem/day	mrem/qtr	mrem/year
T340	0.009 ± 0.001	0.23 ± 0.02	20.6 ± 2.0	82 ± 8
T341	0.011 ± 0.001	0.27 ± 0.02	24.6 ± 2.0	98 ± 8
T342	0.010 ± 0.001	0.23 ± 0.03	20.8 ± 2.9	83 ± 11
T343	0.009 ± 0.000	0.23 ± 0.01	20.6 ± 0.7	82 ± 3
T344	0.009 ± 0.001	0.22 ± 0.02	20.2 ± 1.6	81 ± 6
T345	0.010 ± 0.000	0.23 ± 0.01	21.0 ± 0.8	84 ± 3
T346	0.009 ± 0.001	0.22 ± 0.02	20.3 ± 1.5	81 ± 6

Table 5-2. 2007 TLD Results. (17 sheets total)

Location		Sample Period	mrem/hr	mrem/day	mrem/qtr	mrem/year	Days in Field
ERDF (200 West Area)	T351	1st Quarter '07	0.011	0.26	23.3	96	89
	T352		0.010	0.23	20.5	84	89
	T353		0.009	0.22	19.8	81	89
	T351	2nd Quarter '07	0.011	0.26	20.3	94	79
	T352		0.011	0.25	19.9	92	79
	T353		0.010	0.24	19.1	88	79
	T351	3rd Quarter '07	0.011	0.25	24.7	93	97
	T352		0.010	0.23	22.5	85	97
	T353		0.010	0.24	22.8	86	97
	T351	4th Quarter '07	0.010	0.24	23.9	89	98
	T352		0.009	0.22	22.0	82	98
	T353		0.010	0.24	23.6	88	98

ERDF, Annual Averages \pm 2 Standard Deviations

	mrem/hr	mrem/day	mrem/qtr	mrem/year
T351	0.011 ± 0.001	0.25 ± 0.02	23.2 ± 1.4	93 ± 6
T352	0.010 ± 0.001	0.23 ± 0.02	21.4 ± 2.1	85 ± 9
T353	0.010 ± 0.001	0.23 ± 0.02	21.4 ± 1.6	86 ± 7

Location		Sample Period	mrem/hr	mrem/day	mrem/qtr	mrem/year	Days in Field
IDF (200 East Area)	T375	1st Quarter '07	0.010	0.24	20.3	87	85
	T375	2nd Quarter '07	0.010	0.23	19.1	84	83
	T375	3rd Quarter '07	0.010	0.25	24.2	91	97
	T375	4th Quarter '07	0.011	0.27	26.8	99	99

IDF, Annual Averages \pm 2 Standard Deviations

	mrem/hr	mrem/day	mrem/qtr	mrem/year
T375	0.010 ± 0.001	0.25 ± 0.03	22.7 ± 3.2	91 ± 13

This page intentionally left blank.

6.0 RADIOLOGICAL SURVEYS

In 2007, there were approximately 3,583 hectares (8,853 acres) of posted outdoor contamination areas and 593 hectares (1,464 acres) of posted underground radioactive materials areas at the Hanford Site. During 2007, five small areas totaling less than 0.4 hectare (1 acre) were reclassified from contamination/soil contamination areas to underground radioactive materials areas, and several waste sites in the 100 Areas (7 hectares [18 acres]) and one waste site in the 200 North Area (less than 0.4 hectare [1 acre]) were remediated and released from posting. A listing of these waste sites is provided in Table 6-1.

Posted contamination areas continually vary in number and size from year to year because of ongoing efforts to clean, stabilize, and remediate areas of known contamination. In conjunction, new areas of contamination are also being identified throughout the year. Survey locations, typically associated with cribs, trenches, burial grounds, tank farms, and covered ponds and ditches, are illustrated in Figures 6-1 through 6-10.

It was estimated that the external dose rate at 80% of the identified outdoor contamination areas was less than 1 mrem/hr, although direct dose rate readings from isolated radioactive specks (a diameter less than 0.6 centimeter [0.25 inch]) could have been considerably higher. Contamination levels of this magnitude did not significantly add to dose rates for the public or Hanford Site workers in 2007.

Table 6-1. Waste Sites Remediated and Released From Posting During 2007.

Area	Waste Site	Area	Waste Site
100-B/C	100-B-14	100-H	132-H-1
	1607-B2		
	100-C-9		
	118-C-1		
100-F	100-F-20	200-N	216-N-5
	116-F-15		
	126-F-1		
	1607-F3		

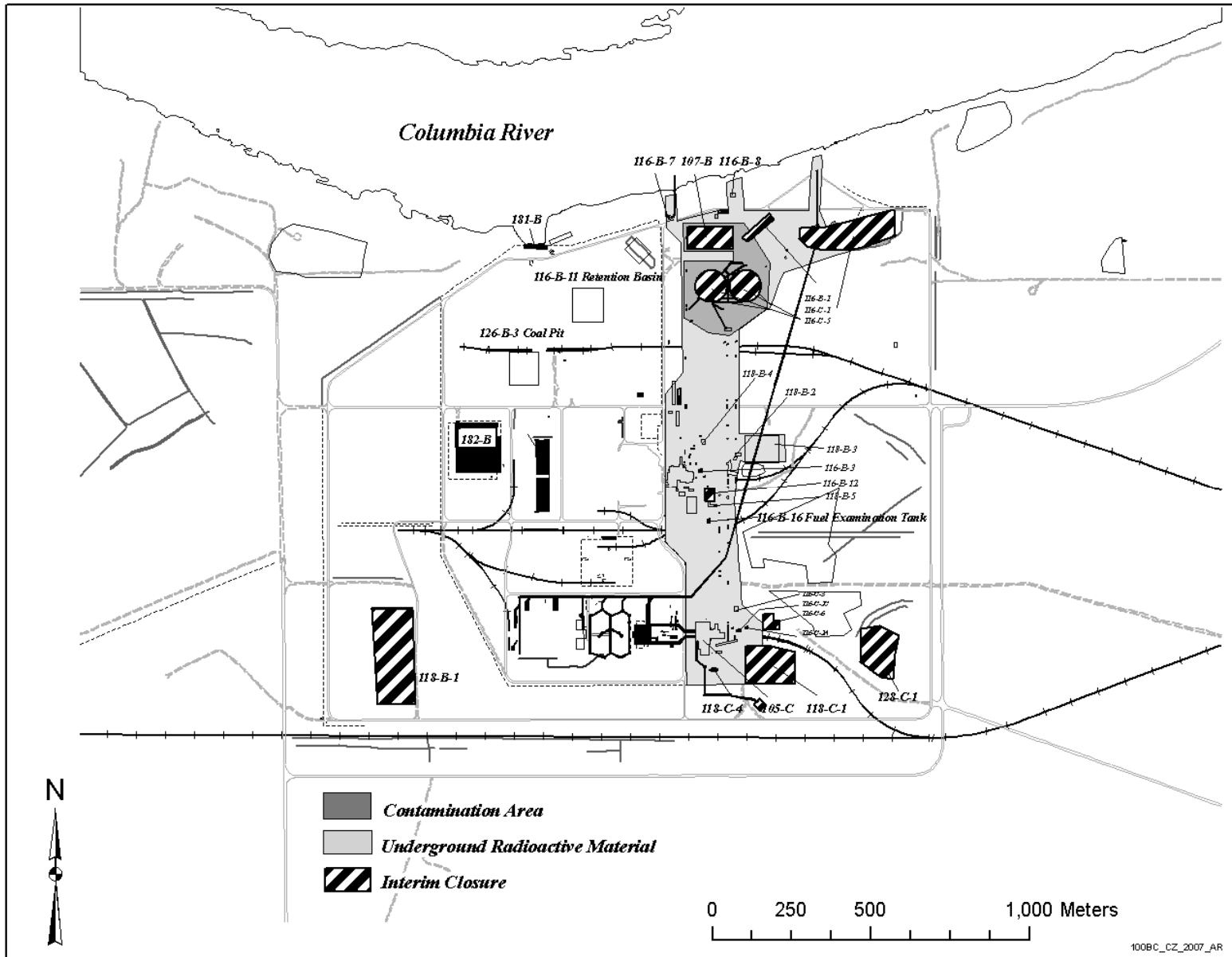


Figure 6-1. 2007 Radiological Survey Locations, 100-B/C Area.

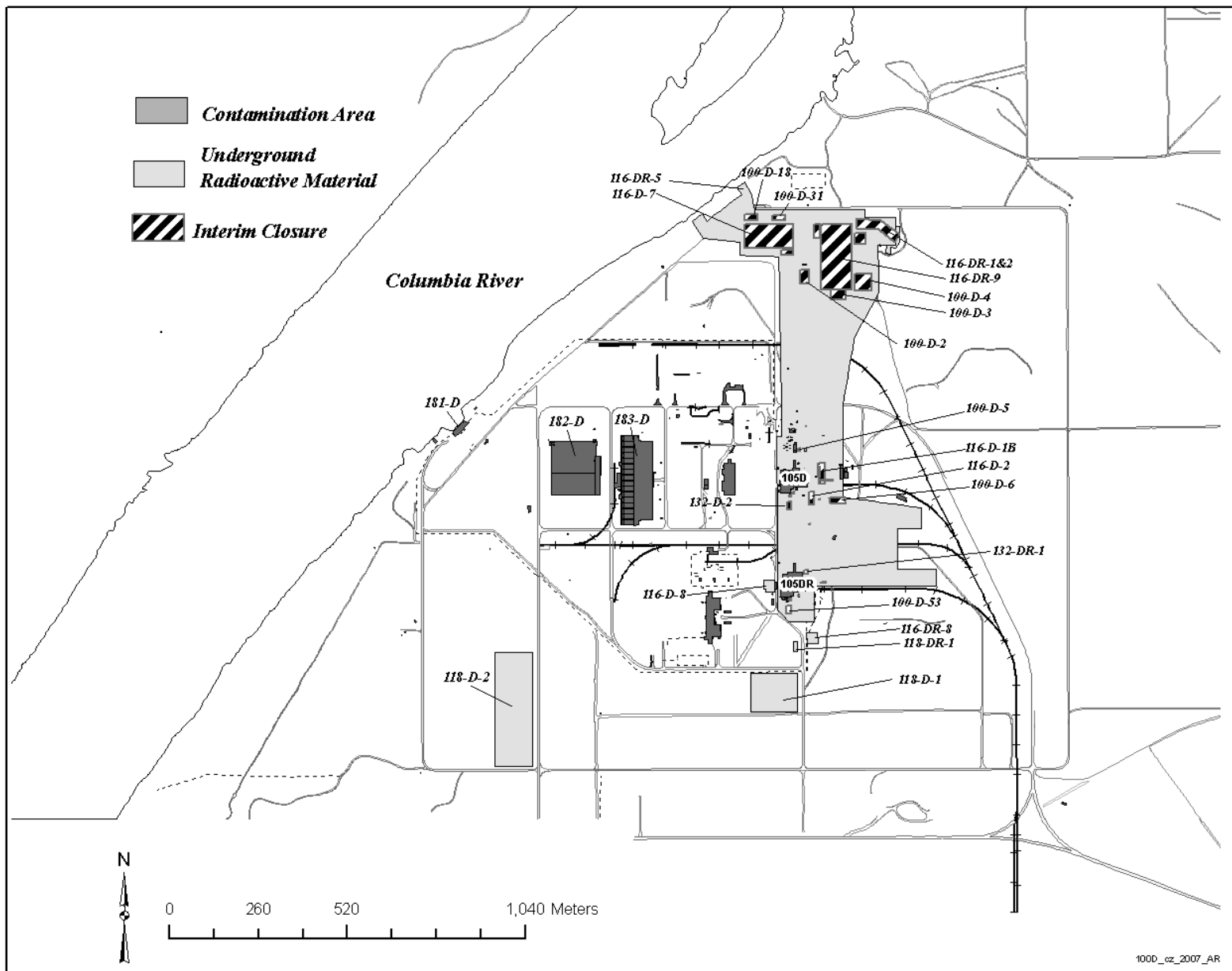


Figure 6-2. 2007 Radiological Survey Locations, 100-D/DR Area.

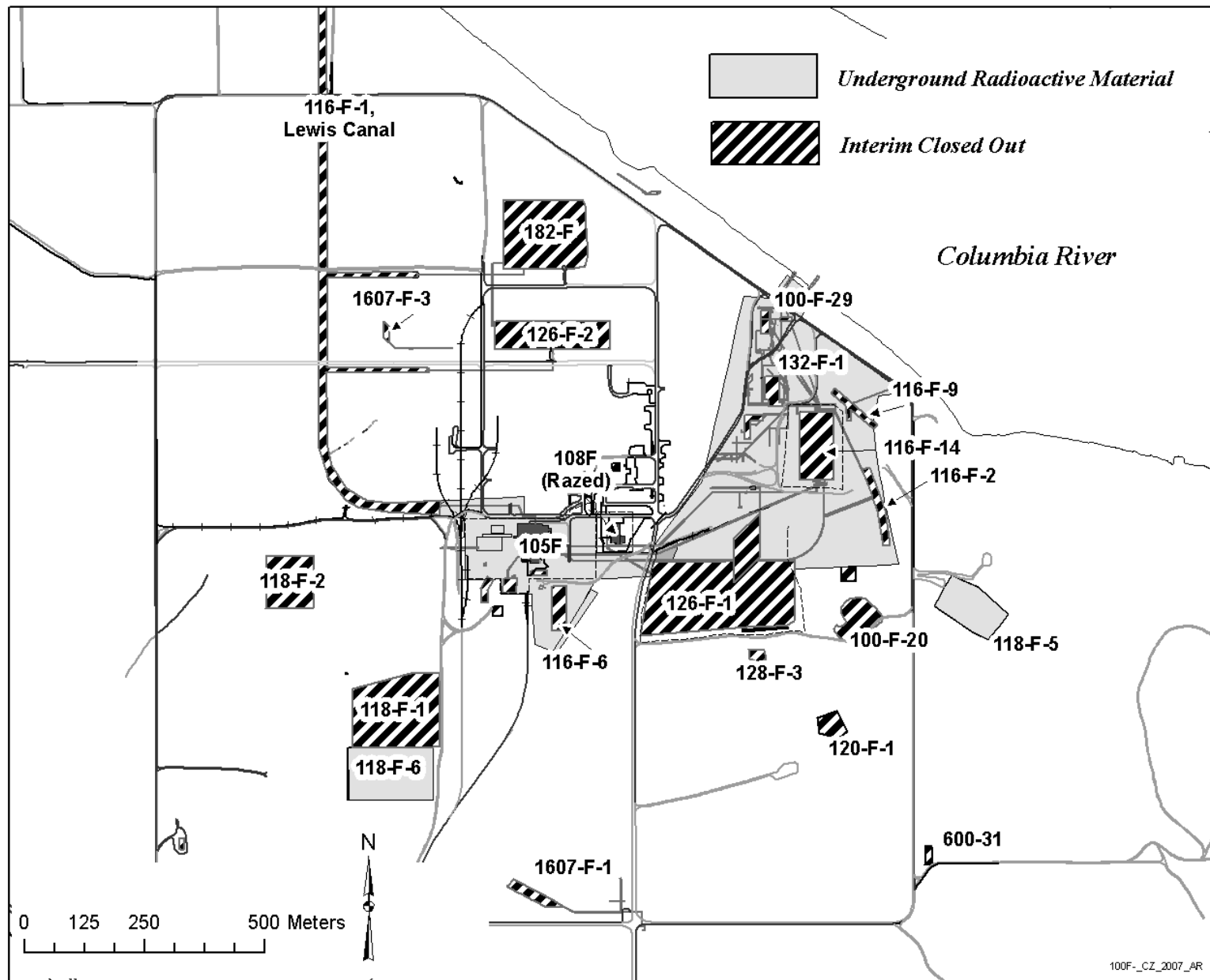


Figure 6-3. 2007 Radiological Survey Locations, 100-F Area.

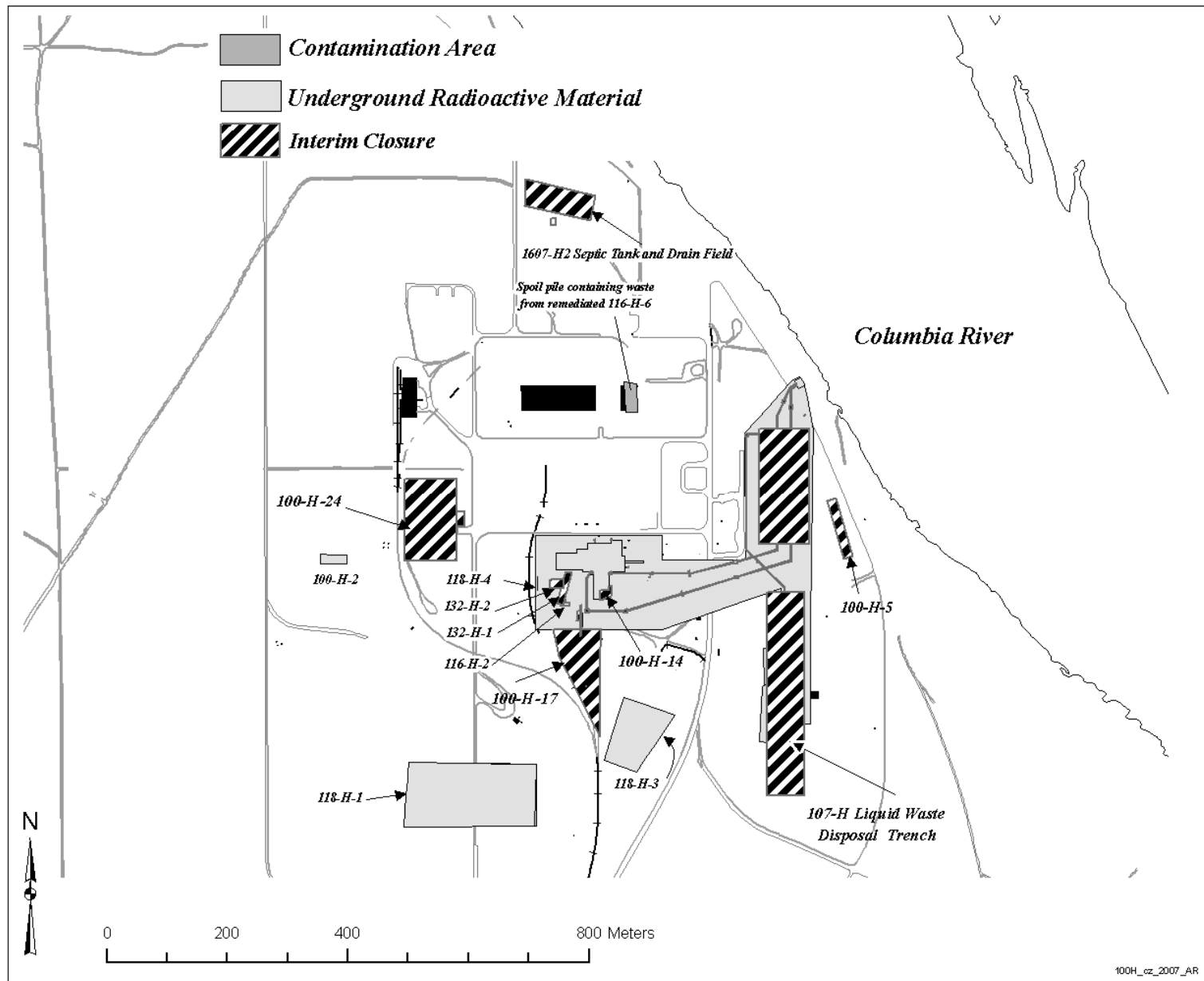


Figure 6-4. 2007 Radiological Survey Locations, 100-H Area.

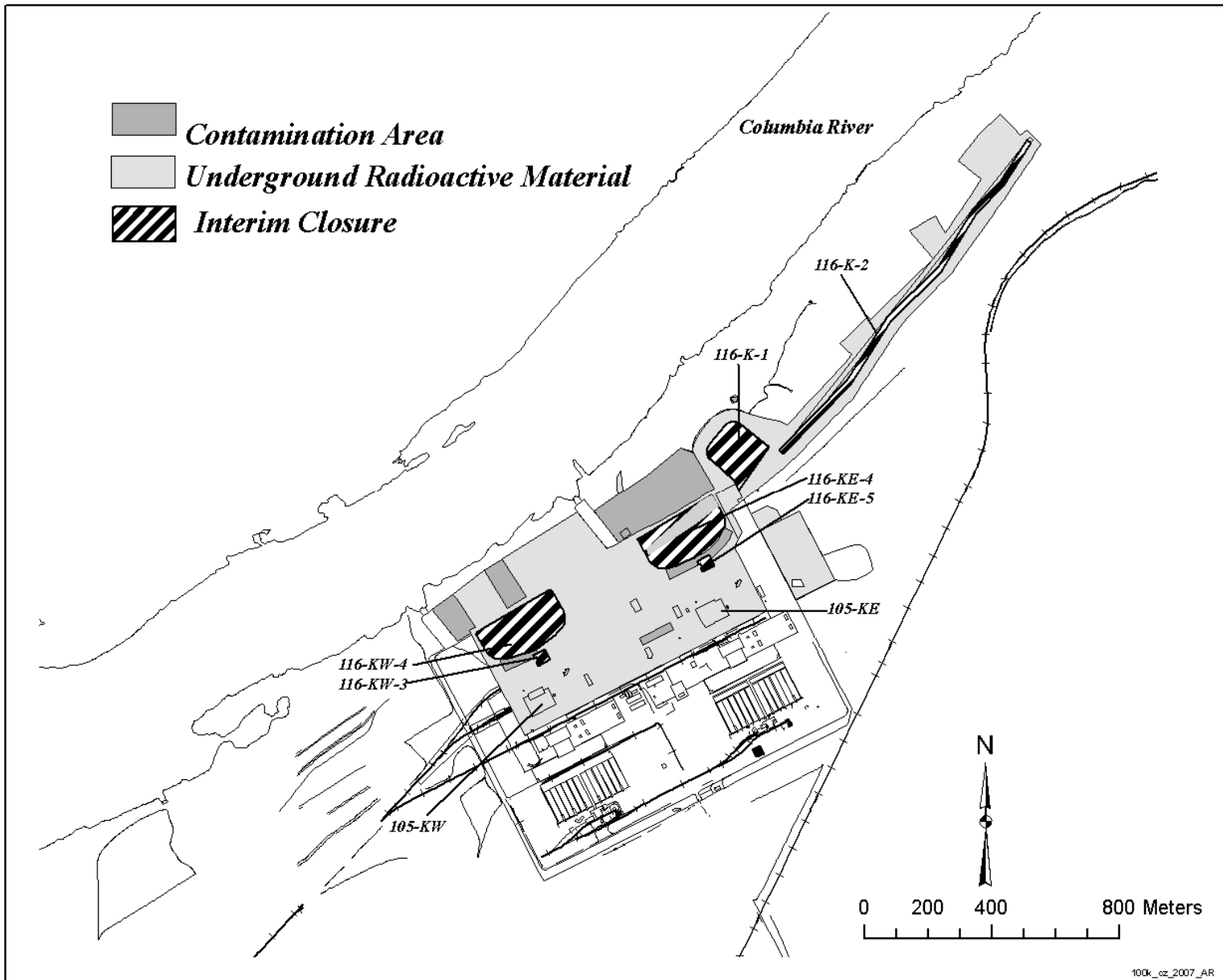


Figure 6-5. 2007 Radiological Survey Locations, 100-K Area.

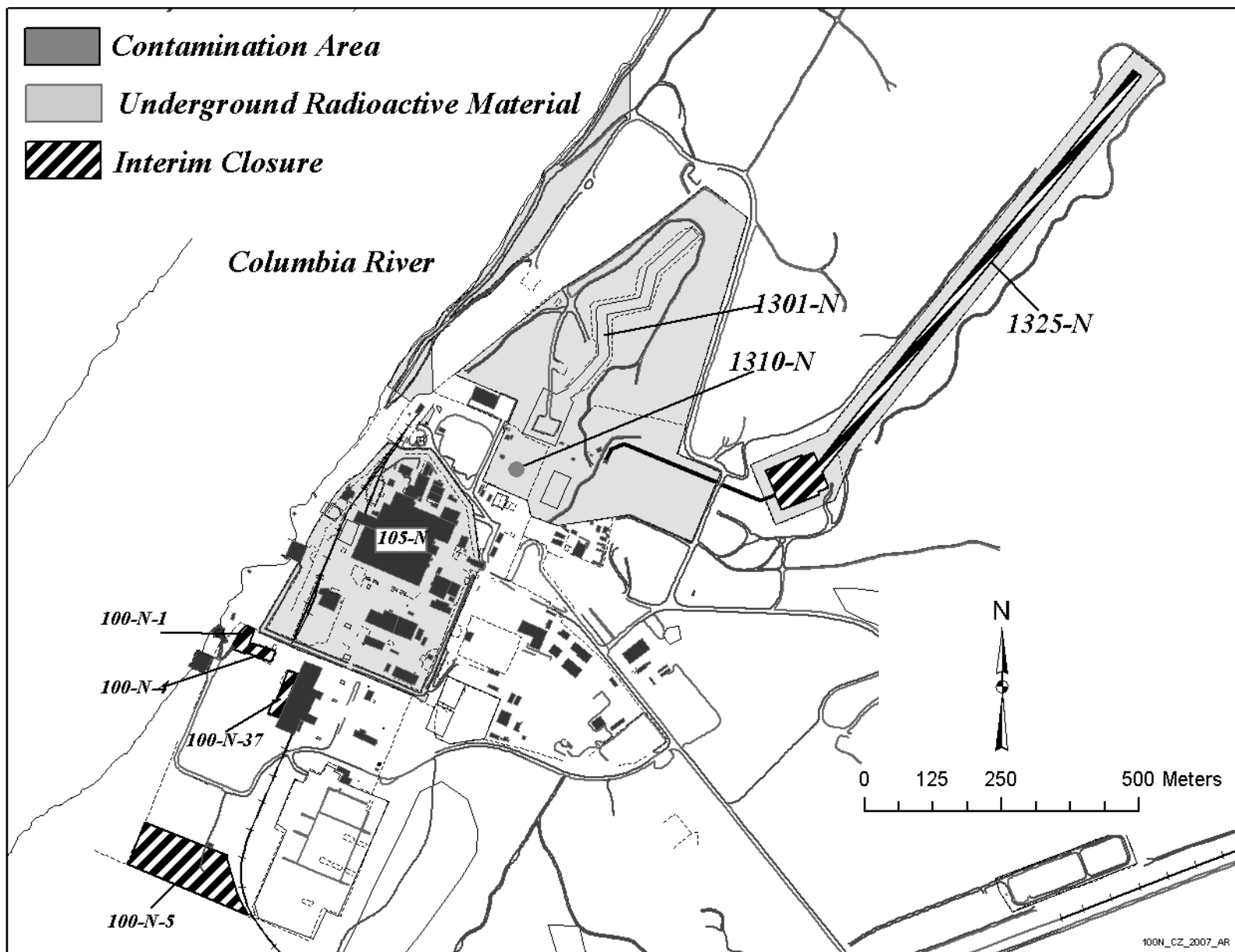


Figure 6-6. 2007 Radiological Survey Locations, 100-N Area.

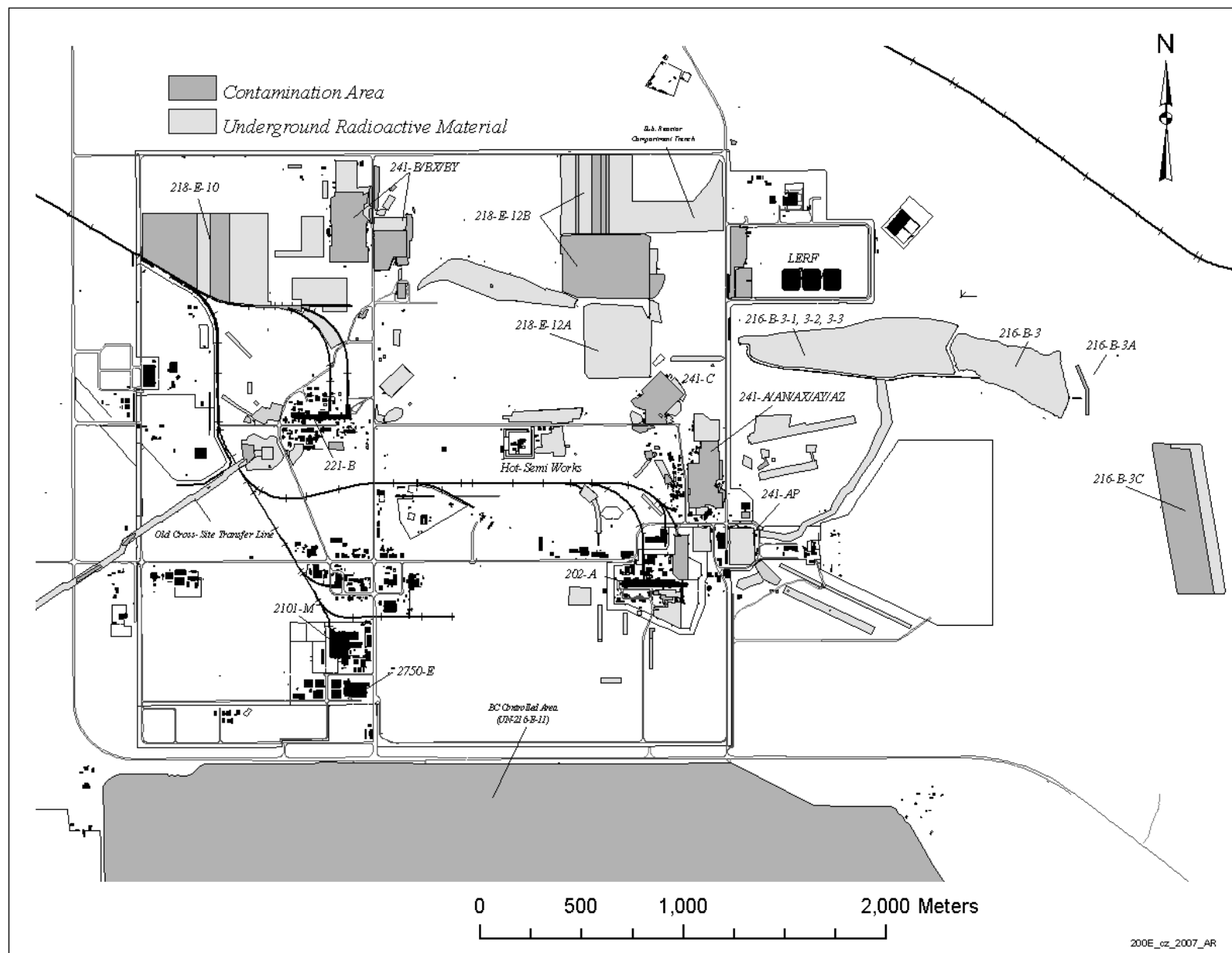
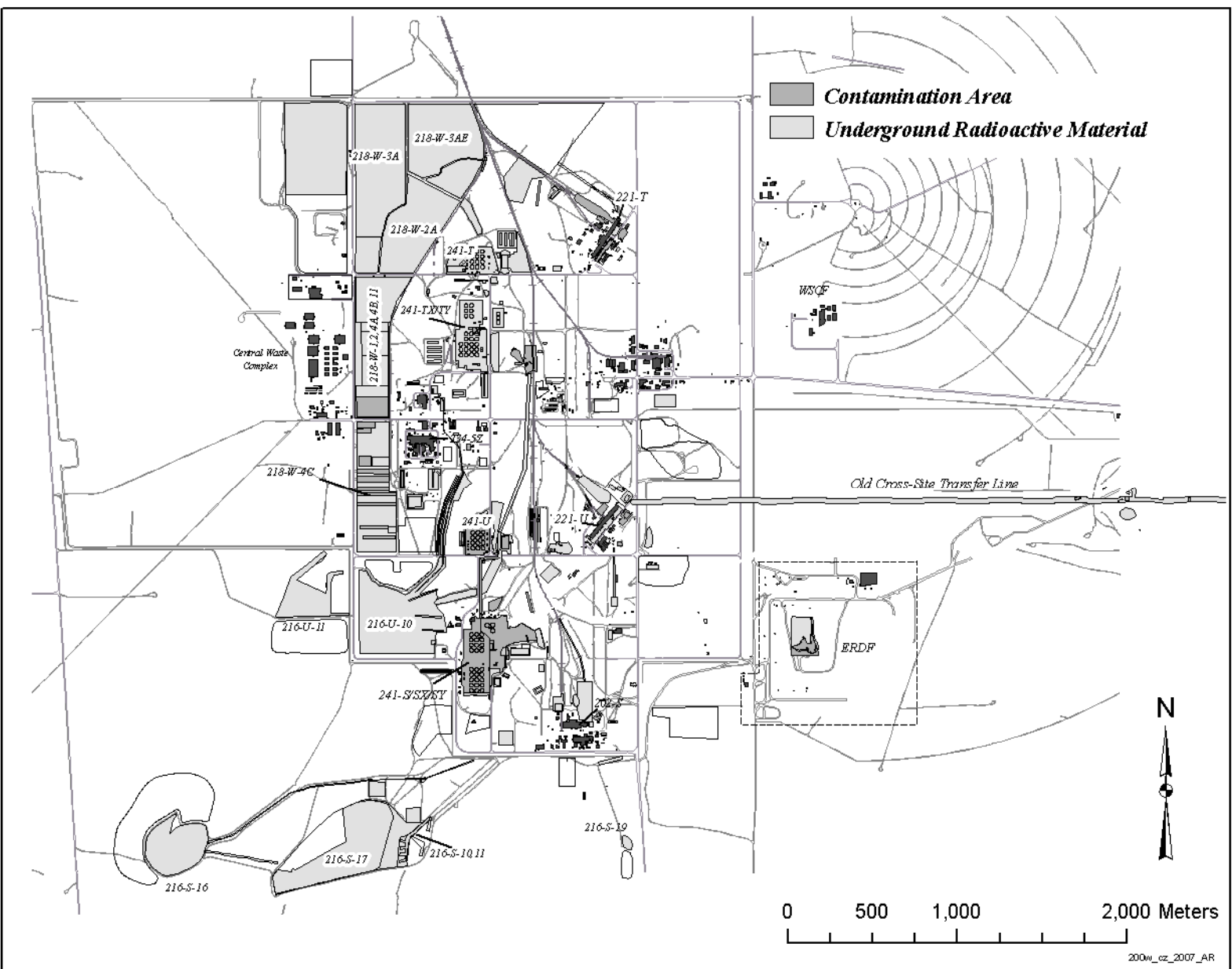


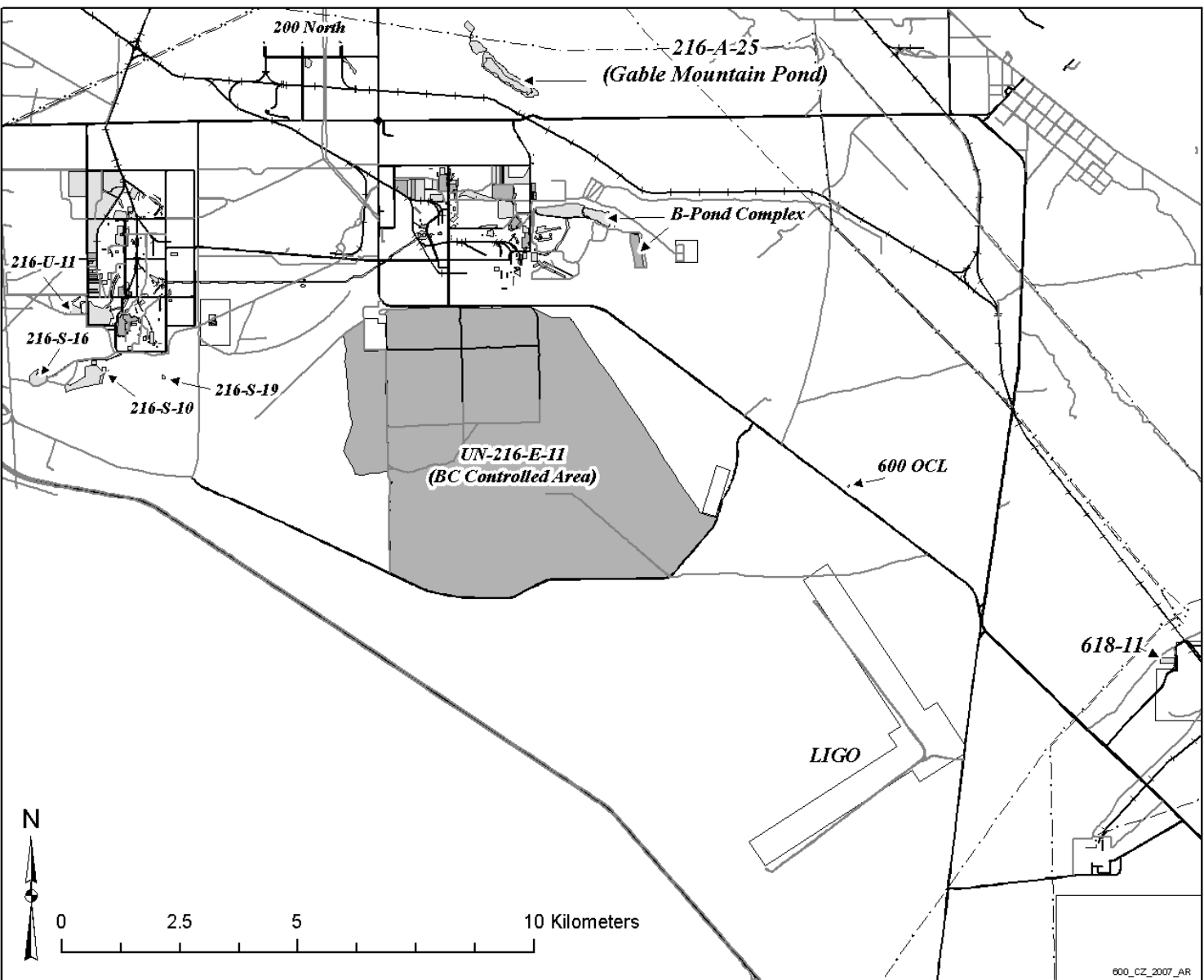
Figure 6-7. 2007 Radiological Survey Locations, 200 East Area.

Figure 6-8. 2007 Radiological Survey Locations, 200 West Area.



[illegible]

Figure 6-10. 2007 Radiological Survey Locations, 600 Area.



This page intentionally left blank.

7.0 INVESTIGATIVE SAMPLING

Investigative samples are typically collected where known or suspected radioactive contamination was present, or to verify radiological conditions at project sites. Samples collected for FSWO-RPT-091, *Central Plateau Terrestrial Ecological Sampling Report—Phase III* (FSWO 2007), were the only investigative samples analyzed in 2007. One hundred fourteen (114) contaminated environmental samples were reported during surveillance and/or cleanup operations in 2007, and all were disposed without isotopic analyses. The locations and field readings for these contaminated samples are listed in Table 7-1.

7.1 SOIL

In 2007, there were 17 instances of radiological contamination in which soil was identified as the carrier of contamination. Of these, 13 were identified only as specks, or soil specks. Often, specks observed under high magnification are found to be small pieces of decomposed vegetation, most often tumbleweeds. External radioactivity levels ranged from approximately 15,000 disintegrations per minute (dpm)/100 cm² to greater than 6,000,000 dpm/100 cm². Contaminated areas were radiologically posted or cleaned up. The number of contamination incidents and the range of radiation dose rate levels observed in 2007 were generally within historical ranges.

7.2 VEGETATION

In 2007, there were 62 instances in which vegetation was identified as the carrier of radiological contamination. Fifteen instances of contaminated vegetation had field readings in excess of 1,000,000 dpm/100 cm². The radioactivity levels were all within historical ranges.

The number of contaminated vegetation incidents decreased from 75 in 2006 to 62 in 2007. Though decreased, the number of instances in 2007 is more than twice the number observed during some years. An increase of contaminated tumbleweeds can be attributed to favorable growing conditions (moisture) and a resistance to the herbicide. Contaminated tumbleweeds that grew in recent years continue to be identified by radiological surveys. It is expected that as contaminated vegetation from past years is identified and cleaned up, subsequent years will show the improved results.

7.3 ANIMALS

Animals were collected either as part of an integrated pest management program or as a result of radiological surveys finding contaminated wildlife-related material (e.g., feces, nests, etc.). Animals were collected directly from or near facilities in an effort to monitor and track effectiveness of preventive measures designed to deter animal intrusion. For 2007, the number of animals found to be contaminated with radioactivity and the range of radionuclide concentrations were within historical ranges.

In 2007, thirty-five instances of contaminated animals or animal-related contamination were identified. None were submitted to the laboratory. Seven animal-related samples collected in the 200 Areas exhibited field readings in excess of 1,000,000 dpm/100 cm². The instances of contamination and their field readings are listed in Table 7-1.

7.4 SPECIAL CHARACTERIZATION SAMPLING

Special characterization projects are conducted to ascertain the radiological, and in some cases physical, condition of specific sites or operations:

The Phase III 200 Area Central Plateau Ecological Risk Assessment included continued efforts in collecting and analyzing soil samples. In 2007, crust and pore water samples were collected from the West Lake location and analyzed. FSWO-RPT-091 (FSWO 2007) describes this assessment.

Table 7-1. Investigative Samples Not Analyzed, 2007. (3 sheets total)

SAMPLE MATRIX	LOCATION	FIELD READING (Beta/Gamma)	DATE
Contaminated Soil	North side of the 105-KW Reactor Bldg.	450,000dpm/100cm ²	01/07/07
Contaminated Rock	200-W-92	217,813dpm/100cm ²	01/09/07
Tumbleweeds (2)	241-S Tank Farm fenceline	48,000dpm/100cm ²	01/24/07
Tumbleweeds (2)	north of 221-T Plant	360,000dpm/100cm ²	01/25/07
Tumbleweed Fragments	North of 241-AY/AZ Tank Farm	200,000dpm/100cm ²	01/30/07
Tumbleweed Fragments/Specks	East & North perimeter 241-C Tank Farm	>1,000,000dpm/100cm ²	01/31/07
Rabbit Feces	West of 272-S Paint Shop	600,000dpm/100cm ²	02/01/07
Animal Fur & Soil Specks	South Perimeter Fence 241-U	150,000dpm/100cm ²	02/05/07
Animal urine	Near RMA100 South of 241-SX	32.5 mRad/hr	02/06/07
Specks (2)	East side of 241-AZ Tank Farm	6,500dpm/100cm ²	02/06/07
Tumbleweeds (2)	218-E-12B Trench 94	2,400,000dpm/100cm ²	02/06/07
Tumbleweed	218-E-12B Trench 94	2,400,000dpm/100cm ²	02/07/07
Tumbleweeds (2)	218-E-12B Trench 94	300,000dpm/100cm ²	02/15/07
Rabbit Feces	241-U tank farm perimeter fenceline	20,000dpm/100cm ²	02/22/07
Tumbleweed	UPR-200-W-38 Shotcrete @ 221-T	3,000dpm/100cm ²	02/26/07
Animal urine	Outside the 241-SY Tank Farm Perimeter	89,000dpm/100cm ²	03/05/07
Tumbleweed	216-Z-9 Trench	36,000dpm/100cm ²	03/09/07
Speck	Near Southeast corner of 241-S	200,000dpm/100cm ²	03/12/07
Insect carcass	241-U Tank Farm perimeter	20,000dpm/100cm ²	03/14/07
Specks (4)	244-BX DCRT	50,000dpm/100cm ²	03/21/07
Specks	241-C Tank Farm	6,000,000dpm/100cm ²	03/26/07
Soil	216-A-20 Crib	15,000dpm/100cm ²	04/02/07
Mud dauber nest	109N Interim Safe Storage Area	160,000dpm/100cm ²	04/03/07
Tumbleweed	Perimeter of 200-E-53 @ 218-E-12B	240,000dpm/100cm ²	04/04/07
Tumbleweed, soil, fragments	Perimeter of 200-E-53 @ 218-E-12B	400,000dpm/100cm ²	04/05/07
Rabbit Feces	South of the 272-S Paint Shop	300,000dpm/100cm ²	04/09/07
Mud dauber nest fragments	Crane in 109N Interim Safe Storage Area	90,000dpm/100cm ²	04/11/07
Rabbit Feces/Tumbleweed Fragments	200-E-133 @ west perimeter 241-C	60,000dpm/100cm ²	04/11/07
Tumbleweed Fragments	3'X6' area on SC area of UPR-200-W-38	84,000dpm/100cm ²	04/11/07
Mud dauber nest fragments	Trailer HO-64-5199 @ 100-H	1,184,000dpm/100cm ²	04/12/07
Specks (2)	Adjacent to the 241-SX Tank Farm Fence	450,000dpm/100cm ²	04/23/07
Mud Dauber Nest, Soil, Oil	105-H laydown yard	8,000dpm/100cm ²	05/03/07

Table 7-1. Investigative Samples Not Analyzed, 2007. (3 sheets total)

SAMPLE MATRIX	LOCATION	FIELD READING (Beta/Gamma)	DATE
Suspect Rabbit Urine	Inside RMA-100 in the 241-SX Tank Farm	14mrem/hr	05/08/07
Mouse	2715-AW	40,000dpm/100cm2	05/09/07
Tumbleweed	LERF Loop Rd. Fenceline	600,000dpm/100cm2	05/09/07
Tumbleweeds	218-E-12B Trench 94	9,000,000dpm/100cm2	05/10/07
Rabbit pellet	241-S Tank Farm Perimeter	45,000dpm/100cm2	05/14/07
Rabbit pellet	West side 241-S,SX,SY Tank Farm Perimeter	550,000dpm/100cm2	05/16/07
Tumbleweed Fragment	3' outside the 241-C Tank Farm	350,000dpm/100cm2	05/17/07
Tumbleweed Fragments	241-A Tank Farm Perimeter	79,000dpm/100cm2	05/17/07
Mouse and Bait Station	241-B Tank Farm Perimeter	200,000dpm/100cm2	05/22/07
Rabbit Feces	Outside 241-S Tank Farm south of 272-S Bldg.	300,000dpm/100cm2	05/24/07
Speck	UPR-200-E-101 between 241-B & 242-B	2,800,000dpm/100cm2	06/04/07
Starling	221-T Head end stairs	28,000dpm/100cm2	06/04/07
Rabbit Feces (4)	South side of 272-S Paint Shop	400,000dpm/100cm2	06/07/07
Cotton Tail Rabbit	West of the 272-S Paint Shop	>1,000,000dpm/100cm2	06/13/07
Rabbit Fecal Pellet	Outside west perimeter 241-C Tank Farm	300,000dpm/100cm2	06/14/07
Gopher Snake	Outside 105-KW	40,000dpm/100cm2	06/18/07
Decomposing Rabbit Feces	Outside 241-C Tank Farm	80,000dpm/100cm2	06/20/07
Tumbleweed fragments & soil	On 200-E-117 Transfer lines So. of 241-BX/BY	4,500,000dpm/100cm2	06/22/07
Rabbit Fece	Southwest end of 241-SX Tank Farm	39,500dpm/100cm2	07/02/07
Deer Mouse	Inside 244-BBL	3,000dpm/100cm2	07/03/07
Tumbleweed Fragment	Outside Southeast Perimeter of 241-A	630,000dpm/100cm2	07/03/07
Decomposed Rabbit Fecal Pellet	Outside Middle Fence 241-C Tank Farm	25,000dpm/100cm2	07/19/07
Tumbleweed Fragments	East of Canton Ave.	6,000dpm/100cm2	07/19/07
Tumbleweed	241-A Tank Farm Courtyard	12,000dpm/100cm2	07/31/07
Tumbleweed Fragment	growing thru asphalt at 241-A courtyard	10,000dpm/100cm2	08/01/07
Tumbleweed Fragments	UPR-200-E-120 NE of 241-B Tank Farm	4,800,000dpm/100cm2	08/02/07
Tumbleweeds (~100)	216-U-10 Pond	60,000dpm/100cm2	08/02/07
Speck	West perimeter of 241-S Tank Farm	150,000dpm/100cm2	08/06/07
Tumbleweeds (~20)	UPR-200-W-161 East of 241-U Tank Farm	>1,000,000dpm/100cm2	08/06/07
Speck	Outside 241-S Tank Farm	19,000dpm/100cm2	08/07/07
Speck	Northeast corner 241-C Tank Farm	30,000dpm/100cm2	08/14/07
Tumbleweeds (~20)	241-U-151 Diversion Box	240,000dpm/100cm2	08/20/07
Tumbleweeds	216-U-14 Ditch	42,000dpm/100cm2	08/23/07
Rust Colored Particles/Specs	Portable Air Stack Handler @ 216-Z-19 Trench	200,000dpm/100cm2	09/06/07
Tumbleweeds (7)	216-T-20 trench	199,000dpm/100cm2	09/13/07
Tumbleweeds (15)	UPR-200-E-77 outside 241-B-154 Diversion Box	60,000dpm/100cm2	09/15/07
Tumbleweeds & Fragments	UPR-200-W-161 East of 241-U Tank Farm	384,000dpm/100cm2	09/21/07
Animal Feces	North Perimeter 241-AY Tank Farm	100,000dpm/100cm2	10/03/07
Tumbleweed	UPR-200-E-92 East of 218-E-12B	120,000dpm/100cm2	10/08/07
Animal Feces & Urine	Outside CA at 212-R	1,600,000dpm/100cm2	10/09/07
Tumbleweed	218-W-2A Burial Ground	300,000dpm/100cm2	10/10/07
Tumbleweeds (4)	218-W-3 Burial Ground	1,200,000dpm/100cm2	10/10/07
Speck	241-T Tank Farm Perimeter	1,000,000dpm/100cm2	10/12/07
Tumbleweed (Wind Blown)	Corner of Canton Ave and 12th Street	21,000dpm/100cm2	10/15/07
Tumbleweed & Concrete Fragments	241-C Tank Farm Perimeter	150,000dpm/100cm2	10/16/07
Speck	244-A Lift Station	40,000dpm/100cm2	10/17/07
Tumbleweeds (2)	218-E-12B Trench 94	120,000dpm/100cm2	10/17/07
Tumbleweed	Canton Ave. @ 8th Street	54,000dpm/100cm2	10/18/07
Tumbleweeds (4)	216-A-30 Crib	120,000dpm/100cm2	10/22/07
Tumbleweed	12th and Canton Ave	21,000dpm/100cm2	10/23/07
Tumbleweeds (12)	Southwest of 241-C @ Buffalo & 7th	3,600,000dpm/100cm2	10/24/07
Red Ant Hill	218-W-4A Burial Ground	4,500,000dpm/100cm2	10/25/07

Table 7-1. Investigative Samples Not Analyzed, 2007. (3 sheets total)

SAMPLE MATRIX	LOCATION	FIELD READING (Beta/Gamma)	DATE
Tumbleweed	218-W-4A Burial Ground	90,000dpm/100cm2	10/25/07
Tumbleweed Fragments	RMA North of MO-235	15,000dpm/100cm2	10/26/07
Tumbleweeds (4)	218-W-4A Burial Ground	4,200,000dpm/100cm2	10/29/07
Rodent Feces inside Wooden Box	Outside of 242-B/BL	60,000dpm/100cm2	10/30/07
Mouse Feces	Purge Water Truck 68C-4524 inside 2711-E	10,000dpm/100cm2	10/30/07
Tumbleweeds (10)	On Top of 218-W-2 Burial Ground	294,000dpm/100cm2	10/30/07
Tumbleweed	Across 13th Ave A 216-U-10 Pond	60,000dpm/100cm2	10/31/07
Specks (3)	Outside 701-AZ Decon Trailer @ 241-AX	80,000dpm/100cm2	11/07/07
Tumbleweeds (>100)	216-U-10 Pond	114,000dpm/100cm2	11/08/07
Cottontail Rabbit	Outside West perimeter 241-SX Tank Farm	>1,000,000dpm/100cm2	11/12/07
Tumbleweed Fragments & Specks	241-C Tank Farm	150,000dpm/100cm2	11/13/07
Tumbleweed Fragments & Specks	Outside 271-CR Vault Perimeter	79,000dpm/100cm2	11/13/07
Tumbleweeds & Fragments	Outside 241-U Tank Farm Perimeter	45,000dpm/100cm2	11/13/07
Tumbleweeds (>100)	216-U-10 Pond	60,000dpm/100cm2	11/13/07
Rabbit Fecal Pellets	Outside West Perimeter 241-SX Tank Farm	>1,000,000dpm/100cm2	11/14/07
Tumbleweeds (6)	Outside West Perimeter 241-SX Tank Farm	54,000dpm/100cm2	11/14/07
Tumbleweeds (5)	Outside 241-T Tank Farm Perimeter Fence	900,000dpm/100cm2	11/20/07
Tumbleweed Fragment	Inside the 218-E-12B LLBG	6,000,000dpm/100cm2	11/26/07
Tumbleweed Fragments	Outside North Perimeter Fence 241-B Tank Farm	>1,000,000dpm/100cm2	11/27/07
Tumbleweed	200-W Fenceline @ 16th and Dayton	30,000dpm/100cm2	12/03/07
Tumbleweed Fragments	701A Driveway on East Side of 241-A Tank Farm	20,000dpm/100cm2	12/05/07
Tumbleweed Fragments	241-A & 241-C Tank Farm Perimeter	570,000dpm/100cm2	12/08/07
Tumbleweed Fragments	Outside 241-B south Perimeter	>1,000,000dpm/100cm2	12/12/07
Tumbleweed	2727W Laydown Yard North Fenceline	30,000dpm/100cm2	12/13/07
Specks	Excavation Outside 241-C Tank Farm	750,000dpm/100cm2	12/18/07
Crickets on Glue Board	Inside 242-B/BL Evaporator	5,500dpm/100cm2	12/18/07
Tumbleweed	Corner of 16th & Dayton inside Fenceline	18,000dpm/100cm2	12/19/07
Tumbleweeds (12)	Along 12th St. North of 218-E-12B LLBG	>1,000,000dpm/100cm2	12/21/07
Tumbleweeds (20)	Along Perimeter Fence 218-W-4A LLBG	120,000dpm/100cm2	12/26/07
Tumbleweeds (3)	Along Perimeter Fence 218-W-4A LLBG	120,000dpm/100cm2	12/27/07

DCRT = double-contained receiver tank
 LERF = Liquid Effluent Retention Facility
 LLBG = low-level burial ground
 RMA = radioactive material area

8.0 QUALITY ASSURANCE

Quality assurance (QA) may be defined as the actions necessary to provide confidence that an item, process, or program meets or exceeds the user's requirements and expectations. The near-facility environmental monitoring QA program consists of procedures and guides to demonstrate that environmental monitoring techniques and analyses are performed within established limits of acceptance. The near-facility environmental monitoring QA program and its objectives are documented in HNF-EP-0538-10, *Near-Facility Environmental Monitoring Quality Assurance Project Plan* (McKinney 2006).

Written operating procedures are an integral part of near-facility environmental monitoring QA. Procedures for field operations are provided in internal manual FSWO-OEM-001 (FSWO 2008). This section briefly describes the essential components of the near-facility environmental monitoring QA program.

8.1 DOCUMENTATION

Record keeping is a vital part of any environmental monitoring program. Maintenance of environmental data is important from a QA standpoint, from a regulatory standpoint, and for trend analyses and optimization of environmental monitoring procedures. Each phase of near-facility environmental monitoring is documented. This documentation includes environmental sample logbooks, quarterly reports, annual reports, and occurrence reports.

8.2 SAMPLE REPLICATION

The quality of sample collection methods and strategies is assessed by replicating the original samples and the statistical evaluation of them. Field replicates were collected during 2007 for ambient air, soil, and vegetation samples. Air sample replicate results were 93%, soil replicate results 95%, and vegetation replicate results 100% the same as the original results (see Table 8-1).

Table 8-1. Summary of Field Replicate Results for 2007.

Medium	Radionuclide	Number of Results		% Agreement
		Compared	In Agreement	
Air	⁶⁰ Co	2	2	100
	⁹⁰ Sr	2	2	100
	¹⁰⁶ Ru	2	2	100
	¹²⁵ Sb	2	2	100
	¹³⁴ Cs	2	2	100
	¹³⁷ Cs	2	2	100
	¹⁵² Eu	2	2	100
	¹⁵⁴ Eu	2	2	100
	¹⁵⁵ Eu	2	2	100
	²³⁴ U	2	2	100
	²³⁵ U	2	2	100
	²³⁸ U	2	2	100
	²³⁸ Pu	2	2	100
	^{239/240} Pu	2	2	100
	gross α	26	25	96
	gross β	26	21	80
	Totals:	82	94	93%
Soil	⁶⁰ Co	6	6	100
	⁶⁵ Zn	6	4	66
	⁹⁰ Sr	6	6	100
	¹⁰³ Ru	6	6	100
	¹⁰⁶ Ru	6	6	100
	¹¹³ Sn	6	6	100
	¹²⁵ Sb	6	6	100
	¹³⁴ Cs	6	6	100
	¹³⁷ Cs	6	5	83
	¹⁴⁴ Ce	6	6	100
	¹⁵² Eu	6	6	100
	¹⁵⁴ Eu	6	6	100
	¹⁵⁵ Eu	6	4	66
	²³⁴ U	6	6	100
	²³⁵ U	6	6	100
	²³⁸ U	6	6	100
	²³⁸ Pu	6	6	100
	^{239/240} Pu	6	6	100
	Totals:	108	103	95%
Vegetation	⁶⁰ Co	5	5	100
	⁶⁵ Zn	5	5	100
	⁹⁰ Sr	5	5	100
	¹⁰³ Ru	5	5	100
	¹⁰⁶ Ru	5	5	100
	¹¹³ Sn	5	5	100
	¹²⁵ Sb	5	5	100
	¹³⁴ Cs	5	5	100
	¹³⁷ Cs	5	5	100
	¹⁴⁴ Ce	5	5	100
	¹⁵² Eu	5	5	100
	¹⁵⁴ Eu	5	5	100
	¹⁵⁵ Eu	5	5	100
	²³⁴ U	5	5	100
	²³⁵ U	5	5	100
	²³⁸ U	5	5	100
	²³⁸ Pu	5	5	100
	^{239/240} Pu	5	5	100
	Totals:	90	90	100

Sampling methods and strategies were considered acceptable if, for a given sample medium, the overall agreement of all isotopic comparisons made between “original” and “replicate” samples were:

- Equal to or greater than 75% for air samples
- Equal to or greater than 50% for soil and vegetation samples.

The concentrations of a sample and its replicate were considered to be “in close agreement” (meaning the concentrations are, for all practical purposes, identical) if either of the following applies:

- Each concentration falls within the error range of the other; or
- Both the concentration of the sample and its replicate are “essentially zero.”

The concentrations of a sample and its replicate were considered to be “in agreement” (meaning the concentrations are close to the same value) if one of the following applies:

- On a plot, the uncertainty error bars of the sample and its replicate overlap; or
- The lower uncertainty values of both the sample and its replicate extend below the [contractual] minimum detectable concentration; or
- The relative percent difference was <30% or the percent significant difference was <15%.

8.3 DATA ANALYSIS

Environmental data are reviewed to determine compliance with applicable federal and company guides. The data are analyzed both graphically and by standard statistical tests to determine trends and impacts on the environment. Newly acquired data are compared with historical data and natural background levels. Routine environmental data are stored on both magnetic media (i.e., in a computer environment) and hardcopy printouts.

8.4 TRAINING

To ensure quality and consistency in sample collection and handling, all personnel performing such work received formal training. All radiological control technicians are required to complete a certification program. In addition, those radiological control technicians assigned to environmental monitoring receive special classroom orientation and on-the-job training by experienced personnel. Environmental Monitoring and Investigations personnel, in addition to their formal training received while obtaining professional degrees, have received training in courses taught through Washington State University, the Harvard School of Public Health, and various other institutions.

8.5 SAMPLE FREQUENCY

1. Ambient air sample filters are collected biweekly.
2. Radiological surveys of roads are performed quarterly, bimonthly, or annually.
3. The thermoluminescent dosimeters (TLD) are exchanged quarterly.
4. Radiological surveys of waste sites are performed quarterly, semiannually, or annually depending on the operating status, condition, and history of the site.
5. Soil and vegetation are collected annually.

8.6 ANALYTICAL PROCEDURES

Two laboratories provided routine analytical support to the near-facility environmental monitoring: Pacific Northwest National Laboratory (PNNL), and the Waste Sampling and Characterization Facility (WSCF). Samples are analyzed in accordance with prescribed procedures and quality control guides that are described briefly in the following paragraphs.

8.6.1 Pacific Northwest National Laboratory Radiation Standards and Engineering

8.6.1.1 Thermoluminescent Dosimeters. External radiation levels are measured using TLDs. The Hanford Site uses the Harshaw 8807 dosimeter and the Harshaw 8800 reader. The TLDs are calibrated, packaged, and read by the PNNL Radiation Calibration Laboratory, Radiation Standards and Engineering Department. All TLD work is performed in accordance with formal, written procedures.

8.6.2 Waste Sampling and Characterization Facility

The WSCF laboratory also provides analytical support to near-facility environmental monitoring. Formal, written laboratory procedures are used in analyzing samples. The WSCF is used for the samples containing typical environmental levels of radioactivity. The WSCF also participates in the QA Task Force intercomparison program coordinated by the Radiation Protection Division of the Washington State Department of Health. Additional discussion regarding the WSCF QA program can be found in Section 10.17 of PNNL-17603 (PNNL 2008a).

9.0 GLOSSARY

Accessible Soils: Hanford soils that are not behind security fences must meet a 10 mrem/yr effective dose equivalent (EDE) limit from Hanford Site operations to the most exposed member of the public.

Average Soil Contamination: Contamination generally dispersed through the soil. Numerically, the radioactivity content averaged over a suitable mass of soil.

Background Radiation: Refers to regional levels of radioactivity produced by sources other than those of specific interest (e.g., the nuclear activities at the Hanford Site).

Becquerel (Bq): The standard international unit of radioactivity. One becquerel is one disintegration per second or: $Bq = 2.7 \text{ E-11 Ci}$

Biological Transport: Means of biological transport may include one or more of the following processes:

- Movement of subsurface radioactivity to the surface by physiological vegetative processes.
- Dispersion of such vegetation by the wind.
- Contaminated urine and feces deposited by animals that have gained access to and ingested radioactive materials.
- Contaminated animals themselves that have ingested radioactive materials directly or ingested other contaminated animals or plants.
- Physical displacement of radioactive materials by burrowing animals.
- Nests built using contaminated materials.

Biota: The plant and animal life of a specific region.

Burial Ground: A land area specifically designated to receive contaminated solid or solidified liquid waste packages and equipment. The contaminated articles are usually placed in trenches and covered with overburden.

Byproduct: A material that is not one of the primary products of a production process and is not solely or separately produced by the production process. Examples are process residues such as slag or distillation column bottoms. The term does not include a coproduct that is produced for the general public's use and is ordinarily used in the form in which it is produced by the process.

Calibration: Determining the deviation of an instrument from a standard traceable to the National Bureau of Standards or other recognized agency and reporting the deviations and/or eliminating them by adjustment.

Chemical Processing: Chemical treatment of material to separate desired components selectively. At the Hanford Site, plutonium, uranium, and fission products were chemically separated from irradiated fuels.

Committed Dose Equivalent: The predicted total dose equivalent to a tissue or organ over a 50-year period after a known intake of a radionuclide into the body. It does not include contributions from external dose. Committed dose equivalent is expressed in units of rem (or sievert).

Committed Effective Dose Equivalent: The sum of the committed dose equivalents to various tissues in the body, each multiplied by the appropriate weighting factor. Committed effective dose equivalent is expressed in units of rem (or sievert).

Composite Sample: A number of samples initially collected from a sample medium and combined into a single sample; this sample is analyzed for the contaminants of concern.

Comprehensive Environmental Response, Compensation, and Liability Act of 1980 (CERCLA): Commonly known as “Superfund,” CERCLA was enacted to respond to uncontrolled releases of hazardous substances to the environment, primarily at inactive sites that were not adequately addressed by the *Resource Conservation and Recovery Act of 1976 (RCRA)*. CERCLA also applies to actively managed facilities and any onshore or offshore facility.

Controlled Area: An area where access is controlled to protect individuals from exposure to radiation and/or radioactive materials.

Contamination Area: Any area where contamination levels are greater than the values specified in Chapter 2, Table 2-2 of HNF-5173, *PHMC Radiological Control Manual* (FH 2007) but less than or equal to 100 times those values.

Crib: An underground structure designed to receive liquid waste that percolates into the soil directly or percolates into the soil after having traveled through a connected tile field.

Decommissioning: Actions taken to reduce the potential health and safety impacts of U.S. Department of Energy (DOE)-controlled contaminated facilities. Actions could include stabilizing, reducing, or removing radioactivity or demolishing the contaminated facilities.

Decontamination: The removal of radioactive or hazardous contamination from facilities, equipment, or soils by washing, heating, chemical or electrochemical treating, mechanical cleaning, or other techniques.

Derived Concentration Guide for Public Exposure (DCG-Public): The concentration of a radionuclide in air or water that, under conditions of continuous exposure for one year by one exposure mode (e.g., ingestion of water, submersion in air, or inhalation of air), would result in an EDE equal to the annual dose limit applicable to the group exposed. For exposure of the public, the DCG is the radionuclide concentration in air or water that would result in an EDE of 100 mrem (1 mSv) to a person having the characteristics of the reference man.

Diffuse Source: A source or sources of radioactive or chemical contaminants released into the environment that do not have a defined point or origin of release (a nonpoint source). Such sources are also known as area sources.

Disposal Facility: Any facility or part of a facility where hazardous and/or radioactive waste is intentionally placed or where any land or water wastes will remain after closure.

Ditch: An open surface site for transport of liquid wastes to a pond or trench structure designed for percolation.

Ecology: The Washington State Department of Ecology.

Effective Dose Equivalent: The summation of the products of the dose equivalent received by specified tissues of the body and a tissue-specific weighting factor. This sum is a risk-equivalent value and can be used to estimate the health-effects risk of the exposed individual. The tissue-specific weighting factor represents the fraction of the total health risk resulting from uniform whole-body irradiation that would be contributed by that particular tissue. The EDE includes the committed EDE from internal deposition of radionuclides and the EDE caused by penetrating radiation from sources outside the body. EDE is expressed in units of rem (or sievert).

Effluent: An airborne or liquid discharge from a facility after all engineered waste treatment and effluent controls have been performed. The term includes onsite discharges to the atmosphere, lagoons, ponds, cribs, injection wells, French drains, or ditches. The term does not include solid waste stored or removed for disposal or waste that is contained in retention basins or tanks before treatment and/or disposal.

Environmental Monitoring Plan: A two-part document prepared for each site, facility, or process that uses, generates, releases, or manages significant pollutants or hazardous materials.

External Radiation: Radiation originating from a source outside the body.

Facility: A processing plant, tank farm, shop, laboratory, powerhouse, or laundry. Including all contiguous land and structures, other appurtenances, and improvements on land used for recycling, reusing, reclaiming, transferring, storing, and treating of dangerous waste (including treatment, storage, and disposal sites as well as groundwater wells). (40 CFR 264, "Standards for Owners and Operators of Hazardous Waste Treatment Storage and Disposal Facilities," and WAC 173-303-040.)

Facility-Specific Environmental Monitoring: Routine environmental monitoring of all environmental media (air, biota, etc.) around facility perimeters.

Field Blank: Aliquots of analyte-free water or solvents brought to the field in sealed containers and transported to the laboratory with the sample container. Field blanks include trip blanks and equipment blanks.

Field Replicate: Field replicates are separate samples identically collected as close as possible to the same point in space and time as the original sample. Original and replicate samples are stored in separate containers, each of which is identically processed and analyzed.

Fugitive Emissions: Material that is generated incidental to an operation, process, or activity and that is released or dispersed into the open air. Fugitive emissions occur via pathways that do not allow routine measurement at the point of release.

Grab Sample: A single sample removed from a sample medium over a short time interval.

High-Level Nuclear Waste: Spent nuclear fuel or radioactive waste resulting directly from the dissolution and reprocessing of spent nuclear fuel. Secondary waste streams resulting from the dissolution and reprocessing of spent nuclear fuel are not considered high-level waste.

Inaccessible Soils: Areas from which the general public is excluded (by fences, posting, patrols, or distance), but that are still subject to meteorological effects, are subject to a 10 mrem/yr operational EDE limit.

Inactive Crib: A crib that has been designated as permanently out of service.

Inactive Radioactive Waste Site: Any waste site that is no longer needed for current operational programs and that is not currently an active waste disposal site.

Inactive Waste Sites: Inactive waste sites include units such as burial grounds, unplanned release sites, cribs, ditches, ponds, trenches, and basins, abandoned storage areas, drains, single-shell tank piping, transfer pits, and jumper boxes.

Interim Closed: Areas designated as “Interim Closed” are released from the posting requirements when the remedial actions meet the operable unit’s record of decision cleanup requirements.

Less Than Detectable: An analytical term for a concentration in a sample that is lower than the minimum detection capabilities of that analytical equipment or process.

Low-Level Waste: Any gaseous, liquid, or solid radioactive waste not classified as high-level waste, transuranic waste, or spent nuclear fuel, as defined by DOE Order 435.1, *Radioactive Waste Management* (DOE 2001).

Mean: Average value of a series of measurements.

Minimum Detection Limit: Smallest amount or concentration of a radionuclide or nonradioactive element that can be reliably detected in a sample.

Mixed Waste: Dangerous waste that also contains enough radioactivity to be classified as radioactive waste.

Near-Facility Environmental Monitoring: The collection and analysis of samples of air, water, soil, biota, and other media near nuclear facilities on DOE sites and their environs and the measurement of external radiation to demonstrate compliance with applicable standards and assess radiation exposures to employees and members of the public, and the near-field environment.

Nonroutine Activities: Any actions on a large-scale (>2 hectares [5 acres]), including stabilization, soil removal, fixative or sealant application, other surface treatments, or other activities that could affect future remediation activities in an inactive waste site.

Not Detected: A reporting term which describes any or all of the following: the overall analytical error was greater than the radionuclide concentration itself; or, after allowing for the subtraction of the background level of the radionuclide, the resulting concentration was less than zero; or, no radio analytical peak was detected during the analysis.

Operable Unit: A discrete area for which an incremental step can be taken toward comprehensively addressing site problems. The cleanup of a site can be divided into a number of operable units, depending on the complexity of the problems associated with the site.

Operations: In this report, this term loosely refers to Fluor Project Hanford activities including chemical processing, waste management, and decommissioning.

Point Source: A single defined point (origin) of an airborne release, such as a vent or stack.

Pond: A surface impoundment used to contain or percolate low-level liquid radioactive waste, mixed waste, or hazardous waste.

Quality Assurance: A process designed to maintain the quality of the results of a program within established limits of acceptance.

Radiation Survey: Evaluation of an area or object with portable instruments to identify radioactive materials and radiation fields present.

Radioactive Byproduct: Any radioactive material (except special nuclear material) yielded in or made radioactive by exposure to the radiation incident to the process of producing or using special nuclear material. The nonradioactive hazardous component of the waste material will be subject to regulation under the RCRA.

Radiological Control Area: An area where access is controlled to protect individuals from exposure to radiation and/or radioactive materials. Radiological control areas include, but are not limited to, areas posted as radiation areas, surface contamination, and underground radioactive materials, to describe the radiological condition of the area within.

Radiological Posting: Information in the form of signs and barriers to inform people of radiological conditions that warrant avoidance or special precautions for entry.

Representative Sample: A sample that can be expected to exhibit the average properties of the sample source.

Retired Waste Site: A waste site that is isolated and no longer available to receive waste in any form.

Routine Activities: Any actions on a small-scale (<2 hectares [5 acres]), including radioactive hot-spot removal, vegetation removal, fencing, posting, herbicide spraying, stabilization, or immediate spill response) in an inactive waste site. In general, these routine actions shall not interfere with RCRA/CERCLA response or site investigations.

Sampling System: Instrumentation and equipment that remove a part of a liquid or airborne waste stream for subsequent quantitative determination of stream parameters. The system generally employs such devices as filters, other sample collection media, or effluent traps of some kind. A continuous sampling system removes a part of the stream continuously except during sample change, maintenance, repair, or other necessary outages. A grab sampling system removes an instantaneous part of the stream or removes a part of the stream over a time period.

Sediment Column: The sediment beneath a crib. It can mean either all the sediment beneath the bottom of the crib extending to the water table or all sediment beneath a crib contaminated by radioactive materials.

Site: The location of a significant event, a prehistoric or historic occupation or activity, or a building or structure (whether standing, ruined, or vanished) where the location itself maintains historical or archeological value, regardless of the value of any existing structure.

Soil at depth: Soil below 91 centimeters (36 inches).

Soil Contamination: Contaminated soil not releasable in accordance with DOE Order 5400.5 (DOE 1993).

Solid Waste: Any discarded material that is not excluded by WAC 173-303-017(2) or that is not excluded by a variance granted under WAC 173-303-017(5). Materials are solid waste if they are: (1) abandoned by being disposed of, burned, or incinerated, or (2) accumulated, stored, or treated (but not recycled) before (or in lieu of) being abandoned by being disposed of, burned, or incinerated. In addition, a solid waste includes any material considered to be inherently waste-like.

Speck Contamination: Single grains of soil, rust particles, feces, or pieces of vegetation.

Spot Contamination: A spot or quantity of contamination less than 1 cm³ (0.06 in.) in volume, or areal contamination less than 15 cm² (2.3 in²) in area.

Stabilization: The process of covering surface contaminated areas with clean backfill or topsoil.

Standard: A specified set of rules or conditions concerned with the classification of components; delineation of procedures; definition of terms; designation of materials, performance, design, or operations; or measurements of quality in describing materials, products, systems, services, or practices. A standard is more general than a procedure or specification and more specific than a criterion.

Standard Deviation: A measure of the range of values about the mean.

Standard Error of the Mean: A measure of the uncertainty in the estimated mean of averaged values.

Surface Soil: Soil from 0 centimeter (0 inch) to 5 centimeters (2 inches) deep.

Surplus Facilities: Surplus facilities include all facilities that have been accepted into a decommissioning program.

Survey: A method to detect the release, disposal, or presence of radioactive materials or hazardous substances under a specific set of conditions to determine actual or potential hazards. Such an evaluation may include, but is not limited to, tests, physical examinations, and measurements of radiation or concentrations of materials.

Suspect Waste Site: A site, believed to have been previously unknown or undocumented, that, because of characteristics present at the site or historical information about the site, is suspected of containing waste (i.e., non-dangerous, hazardous, dangerous, mixed, and radioactive).

Tank Farm: An area of large underground tanks designed to store high-level liquid waste.

Thermoluminescent Dosimeter: A chip or series of chips used for measuring external gamma radiation. It consists of a material capable of absorbing energy imparted by ionizing radiation, then emitting light as a result of thermal stimulation. A measure of that light is proportional to the radioactivity absorbed.

Total Analytical Uncertainty: All analytical measurements include some degree of uncertainty as a consequence of a series of unavoidable and unintentional inaccuracies related to the collection and analysis of samples. Examples of these inaccuracies can include errors associated with reading and recording results, sample handling and processing, instrument calibrations, numerical rounding, and randomness of radioactive decay. The total analytical uncertainty value implies that approximately 95% of the time a recount or reanalysis of the sample would give a value somewhere in the range between the initial reported value plus or minus the total analytical uncertainty.

Trip Blank: A type of field blank used to accompany sample containers to and from the field and to detect contamination or cross-contamination that occurs during sample handling and transportation.

Uncontaminated Soil: A soil or a land area that requires no controls or restrictions in any way for radiation protection purposes and/or meets the contamination limit specifications.

Underground Radioactive Material: A radiological posting status where subsurface radioactivity is present but where surface contamination does not exceed the soil standards.

Unity Rule: If more than one radionuclide is present, the sum of the fractions represented by each radionuclide concentration divided by its respective limiting concentration (administrative control value) shall not exceed unity. This rule could also apply to parameters other than radionuclide concentration.

Unplanned Release Site: An area that was contaminated by an unplanned release of radioactive contamination, making it a radiological control area.

Unrestricted Release: Values below which unrestricted release of soils will occur will be defined in an applicable record of decision.

U.S. Environmental Protection Agency: The federal agency chartered with carrying out and monitoring the environmental regulations.

Waste Management: The activity involved with storing, disposing of, shipping, handling, and monitoring all radioactive waste.

Waste Sites: Any facility used for the planned disposal of hazardous, radioactive, toxic, or nonradioactive/nontoxic waste.

Table 9-1. Radionuclide Nomenclature.

Radionuclide	Symbol	Half-Life	Radionuclide	Symbol	Half-Life
Tritium	³ H	12.3 yr	Cesium-134	¹³⁴ Cs	2.1 yr
Beryllium-7	⁷ Be	53.28 d	Cesium-137	¹³⁷ Cs	30.3 yr
Carbon-14	¹⁴ C	5.72E+03 yr	Cerium-141	¹⁴¹ Ce	32.5 d
Sodium-22	²² Na	2.6 yr	Cerium-144	¹⁴⁴ Ce	284.6 d
Potassium-40	⁴⁰ K	1.26 E+09 yr	Promethium-147	¹⁴⁷ Pm	13.4 min
Argon-41	⁴¹ Ar	1.8 h	Europium-152	¹⁵² Eu	13.5 yr
Chromium-51	⁵¹ Cr	27.7 d	Europium-154	¹⁵⁴ Eu	8.6 yr
Manganese-54	⁵⁴ Mn	312 d	Europium-155	¹⁵⁵ Eu	4.7 yr
Cobalt-58	⁵⁸ Co	71 d	Thallium-208	²⁰⁸ Tl	3.1 min
Iron-59	⁵⁹ Fe	45 d	Bismuth-212	²¹² Bi	60.6 min
Cobalt-60	⁶⁰ Co	5.3 yr	Lead-212	²¹² Pb	10.6 h
Nickel-63	⁶³ Ni	100 yr	Polonium-212	²¹² Po	0.3 x 10 ⁻⁶ s
Zinc-65	⁶⁵ Zn	243.8 d	Polonium-216	²¹⁶ Po	0.15 s
Krypton-85	⁸⁵ Kr	10.7 yr	Radon-220	²²⁰ Rn	55.6 s
Strontium-89	⁸⁹ Sr	50.5 d	Radium-226	²²⁶ Ra	1.60 E+03 yr
Strontium-90	⁹⁰ Sr	29.1 yr	Radium-228	²²⁸ Ra	5.75 yr
Niobium-95	⁹⁵ Nb	35.0 d	Thorium-232	²³² Th	1.40 E+10 yr
Zirconium-95	⁹⁵ Zr	64.0 d	Uranium Total	U or Uranium	4.50 E+09 yr
Technetium-99	⁹⁹ Tc	2.12 E+05 yr	Uranium-234	²³⁴ U	2.40 E+05 yr
Ruthenium-103	¹⁰³ Ru	39.4 d	Uranium-235	²³⁵ U	7.00 E+08 yr
Ruthenium-106	¹⁰⁶ Ru	1.0 yr	Uranium-236	²³⁶ U	2.30 E+07 yr
Tin-113	¹¹³ Sn	115 d	Uranium-238	²³⁸ U	4.50 E+09 yr
Antimony-124	¹²⁴ Sb	60 d	Plutonium-238	²³⁸ Pu	87.7 yr
Antimony-125	¹²⁵ Sb	2.7 yr	Plutonium-239/240	^{239,240} Pu	2.40 E+04 yr
Iodine-129	¹²⁹ I	1.7 E+07 yr	Plutonium-241	²⁴¹ Pu	14.4 yr
Iodine-131	¹³¹ I	8.0 d	Americium-241	²⁴¹ Am	433 yr
Barium-133	¹³³ Ba	10.53 yr			

This page intentionally left blank.

10.0 STANDARDS

Table 10-1. U.S. Department of Energy Derived Concentration Guides.^a

Radionuclide	DCG		Radionuclide	DCG	
	Air (pCi/m ³)	Liquid (pCi/L)		Air (pCi/m ³)	Liquid (pCi/L)
³ H	1.0E+05	2.0E+06	¹⁴⁷ Pm	3.0E+02	1.0E+05
¹⁴ C	6.0E+03	7.0E+04	¹⁵² Eu	5.0E+01	2.0E+04
⁴⁰ K	9.0E+02	7.0E+03	¹⁵⁴ Eu	5.0E+01	2.0E+04
⁴¹ Ar	1.0E+04	0.0E+00	¹⁵⁵ Eu	3.0E+02	1.0E+05
⁵¹ Cr	6.0E+04	1.0E+06	²⁰⁸ Tl	5.0E+03	0.0E+00
⁵⁴ Mn	2.0E+03	5.0E+04	²¹² Bi	6.0E+02	1.0E+05
⁵⁹ Fe	8.0E+02	2.0E+04	²¹⁴ Bi	2.0E+03	6.0E+05
⁵⁸ Co	2.0E+03	4.0E+04	²¹² Pb	8.0E+01	3.0E+03
⁶⁰ Co	8.0E+01	5.0E+03	²¹⁴ Pb	2.0E+03	2.0E+05
⁶⁵ Zn	6.0E+02	9.0E+03	²¹² Po	1.0E+00	8.0E+01
⁸⁵ Kr	3.0E+06	0.0E+00	²¹⁶ Po	1.0E+00	8.0E+01
⁸⁹ Sr	3.0E+02	2.0E+04	²²⁰ Rn	3.0E+03	0.0E+00
⁹⁰ Sr	9.0E+00	1.0E+03	²²⁴ Ra	4.0E+00	4.0E+02
⁹⁵ Zr	6.0E+02	4.0E+04	²²⁶ Ra	1.0E+00	1.0E+02
⁹⁵ Nb	3.0E+03	6.0E+04	²²⁸ Ac	4.0E+01	6.0E+04
⁹⁹ Tc	2.0E+03	1.0E+05	²³² Th	7.0E-03	5.0E+01
¹⁰³ Ru	2.0E+03	5.0E+04	Total U	1.0E-01	6.0E+02
¹⁰⁶ Ru	3.0E+01	6.0E+03	²³⁴ U	9.0E-02	5.0E+02
¹¹³ Sn	1.0E+03	5.0E+04	²³⁵ U	1.0E-01	6.0E+02
¹²⁴ Sb	6.0E+02	1.0E+04	²³⁶ U	1.0E-01	5.0E+02
¹²⁵ Sb	1.0E+03	5.0E+04	²³⁸ U	1.0E-01	6.0E+02
¹²⁹ I	7.0E+01	5.0E+02	²³⁸ Pu	3.0E-02	4.0E+01
¹³¹ I	4.0E+02	3.0E+03	^{239,240} Pu	2.0E-02	3.0E+01
¹³⁴ Cs	2.0E+02	2.0E+03	²⁴¹ Pu	1.0E+00	2.0E+03
¹³⁷ Cs	4.0E+02	3.0E+03	²⁴¹ Am	2.0E-02	3.0E+01
¹⁴¹ Ce	1.0E+03	5.0E+04	Total Alpha	2.0E-02	3.0E+01
¹⁴⁴ Ce	3.0E+01	7.0E+03	Total Beta	9.0E+00	1.0E+03

^aFrom DOE Order 5400.5 (DOE 1993).
DCG = Derived concentration guides.

Table 10-2. EPA Concentration Levels for Environmental Compliance.^a
(Radionuclide Concentrations [pCi/m³] in Air)

Radionuclide	Concentration	Radionuclide	Concentration
³ H	1.5E+03	¹³⁷ Cs	1.9E-02
¹⁴ C	1.0E+01	¹⁴¹ Ce	6.3E+00
⁴⁰ K	2.7E-02	¹⁴⁴ Ce	6.2E-01
⁴¹ Ar	1.7E+03	¹⁴⁷ Pm	1.1E+01
⁵¹ Cr	3.1E+01	¹⁵² Eu	2.0E-02
⁵⁴ Mn	2.8E-01	¹⁵⁴ Eu	2.3E-02
⁵⁹ Fe	6.7E-01	¹⁵⁵ Eu	5.9E-01
⁵⁸ Co	6.7E-01	²¹² Bi	5.6E+01
⁶⁰ Co	1.7E-02	²¹⁴ Bi	1.4E+02
⁶⁵ Zn	9.1E-02	²¹² Pb	6.3E+00
⁸⁵ Kr	1.0E+06	²¹⁴ Pb	1.2E+02
⁸⁹ Sr	1.8E+00	²²⁴ Ra	1.5E-01
⁹⁰ Sr	1.9E-02	²²⁶ Ra	3.3E-03
⁹⁵ Zr	6.7E-01	²²⁸ Ac	3.7E+00
⁹⁵ Nb	2.2E+00	²³² Th	6.2E-04
⁹⁹ Tc	1.4E-01	²³⁴ U	7.7E-03
¹⁰³ Ru	2.6E+00	²³⁵ U	7.1E-03
¹⁰⁶ Ru	3.4E-01	²³⁶ U	7.7E-03
¹¹³ Sn	1.4E+00	²³⁸ U	8.3E-03
¹²⁴ Sb	5.3E-01	²³⁸ Pu	2.1E-03
¹²⁵ Sb	1.6E-01	^{239/240} Pu	2.0E-03
¹²⁹ I	9.1E-03	²⁴¹ Pu	1.0E-01
¹³¹ I	2.1E-01	²⁴¹ Am	1.9E-03
¹³⁴ Cs	2.7E-02		

a - from 40 CFR 61, Subpart I, Appendix E, Table 2

Table 10-3. Inaccessible Soil Concentrations (pCi/g).

Radionuclide	100 B,D,K,N	100 F, H	200 West Area	200 East Area	300 Area	400 Area
³ H	1.4 E+08	7.4 E+07	3.7 E+08	2.0 E+08	9.5 E+06	1.4 E+07
¹⁴ C	6.2 E+05	6.2 E+05	6.2 E+05	6.2 E+05	6.2 E+05	6.2 E+05
⁵⁵ Fe	9.7 E+06	9.7 E+06	3.6 E+10	1.9 E+10	1.0 E+07	1.4 E+09
⁵⁸ Co	9.8 E+06	9.8 E+06	8.1 E+09	4.3 E+09	1.2 E+07	3.1 E+08
⁶⁰ Co	9.9 E+05	9.9 E+05	5.7 E+08	3.0 E+08	1.0 E+06	9.9 E+06
⁶³ Ni	1.5 E+08	1.5 E+08	6.9 E+09	6.9 E+09	1.5 E+08	2.2 E+08
⁹⁰ Sr*	8.3 E+05	8.3 E+05	2.2 E+08	1.2 E+08	8.3 E+05	8.4 E+06
⁹⁹ Tc	1.3 E+07	1.3 E+07	1.3 E+07	1.3 E+07	1.3 E+07	1.3 E+07
¹⁰⁶ Ru*	2.0 E+07	2.0 E+07	5.7 E+08	3.0 E+08	1.5 E+07	2.2 E+07
¹²⁵ Sb*	9.1 E+06	9.1 E+06	5.7 E+09	3.0 E+09	9.2 E+06	1.1 E+08
¹²⁹ I	2.8 E+05	2.8 E+05	2.8 E+05	2.8 E+05	2.2 E+05	2.8 E+05
¹³⁴ Cs	1.7 E+04	1.7 E+04	2.5 E+08	1.4 E+08	2.4 E+04	9.7 E+06
¹³⁷ Ce*	1.7 E+04	1.7 E+04	3.5 E+08	1.8 E+08	1.7 E+04	1.3 E+07
¹⁴⁴ Cs*	1.4 E+06	1.4 E+06	7.4 E+08	4.0 E+08	1.9 E+06	2.8 E+07
¹⁴⁷ Pm	3.4 E+07	3.4 E+07	7.4 E+09	4.0 E+09	3.5 E+07	2.8 E+08
¹⁵² Eu	4.5 E+06	4.5 E+06	1.2 E+09	6.2 E+08	4.6 E+06	4.5 E+07
¹⁵⁴ Eu	3.3 E+06	3.3 E+06	8.8 E+08	4.7 E+08	3.3 E+06	3.4 E+07
¹⁵⁵ Eu	2.3 E+07	2.3 E+07	6.9 E+09	3.7 E+09	2.4 E+07	2.6 E+08
²²⁶ Ra*	1.3 E+05	1.3 E+05	2.1 E+05	2.1 E+05	1.3 E+05	1.4 E+05
²²⁷ Ac*	2.4 E+03	2.4 E+03	5.4 E+04	2.9 E+04	1.4 E+03	2.1 E+03
²³² Th*	2.0 E+04	2.0 E+04	2.0 E+04	2.0 E+04	4.7 E+03	7.1 E+03
²³² U*	5.5 E+04	5.5 E+04	1.4 E+05	1.4 E+05	9.9 E+03	1.5 E+04
²³³ U	4.5 E+05	4.5 E+05	4.5 E+05	4.5 E+05	6.7 E+04	1.0 E+05
²³⁴ U	4.6 E+05	4.6 E+05	4.6 E+05	4.6 E+05	6.9 E+04	1.0 E+05
²³⁵ U*	4.9 E+05	4.9 E+05	4.9 E+05	4.9 E+05	7.3 E+04	1.1 E+05
²³⁶ U	4.9 E+05	4.9 E+05	4.9 E+05	4.9 E+05	7.1 E+04	1.1 E+05
²³⁸ U*	4.7 E+05	4.7 E+05	4.7 E+05	4.7 E+05	7.7 E+04	1.2 E+05
²³⁷ Np*	8.9 E+02	8.9 E+02	8.9 E+02	8.9 E+02	8.9 E+02	8.9 E+02
²³⁸ Pu	1.3 E+04	1.3 E+04	8.8 E+05	4.7 E+05	1.3 E+04	3.4 E+04
²³⁹ Pu	1.2 E+04	1.2 E+04	1.2 E+04	1.2 E+04	1.2 E+04	1.2 E+04
²⁴⁰ Pu	1.2 E+04	1.2 E+04	1.4 E+04	1.4 E+04	1.2 E+04	1.2 E+04
²⁴¹ Pu	6.1 E+05	6.1 E+05	4.2 E+07	2.2 E+07	6.1 E+05	1.2 E+06
²⁴¹ Am	2.5 E+04	2.5 E+04	7.4 E+05	4.0 E+05	1.9 E+04	2.8 E+04

Note: Asterisks mark nuclides with progeny that are assumed to be present in equilibrium amounts. However, ²³⁴U was not included in the ²³⁸U limits. For supporting references see WHC-SD-EN-TI-070, *Soil Concentration Limits for Accessible and Inaccessible Areas* (Rittman 1992).

Table 10-4. Accessible Soil Concentrations (pCi/g).

Radionuclide	100 B,D,K,N	100 F, H	200 West Area	200 East Area	300 Area	400 Area
³ H	1.4 E+08	7.4 E+07	3.7 E+08	2.0 E+08	9.5 E+06	1.4 E+07
¹⁴ C	6.2 E+05	6.2 E+05	6.2 E+05	6.2 E+05	6.2 E+05	6.2 E+05
⁵⁵ Fe	5.3 E+05	5.3 E+05	5.3 E+05	5.3 E+05	5.3 E+05	5.3 E+05
⁵⁸ Co	1.8 E+01	1.8 E+01	1.8 E+01	1.8 E+01	1.8 E+01	1.8 E+01
⁶⁰ Co	7.1 E+00	7.1 E+00	7.1 E+00	7.1 E+00	7.1 E+00	7.1 E+00
⁶³ Ni	2.5 E+07	2.5 E+07	2.5 E+07	2.5 E+07	2.5 E+07	2.5 E+07
⁹⁰ Sr*	2.8 E+03	2.8 E+03	2.8 E+03	2.8 E+03	2.8 E+03	2.8 E+03
⁹⁹ Tc	1.0 E+06	1.0 E+06	1.0 E+06	1.0 E+06	1.0 E+06	1.0 E+06
¹⁰⁶ Ru*	7.7 E+01	7.7 E+01	7.7 E+01	7.7 E+01	7.7 E+01	7.7 E+01
¹²⁵ Sb*	3.7 E+01	3.7 E+01	3.7 E+01	3.7 E+01	3.7 E+01	3.7 E+01
¹²⁹ I	1.0 E+04	1.0 E+04	1.0 E+04	1.0 E+04	1.0 E+04	1.0 E+04
¹³⁴ Cs	1.0 E+01	1.0 E+01	1.0 E+01	1.0 E+01	1.0 E+01	1.0 E+01
¹³⁷ Cs*	3.0 E+01	3.0 E+01	3.0 E+01	3.0 E+01	3.0 E+01	3.0 E+01
¹⁴⁴ Ce*	3.3 E+02	3.3 E+02	3.3 E+02	3.3 E+02	3.3 E+02	3.3 E+02
¹⁴⁷ Pm	1.1 E+06	1.1 E+06	1.1 E+06	1.1 E+06	1.1 E+06	1.1 E+06
¹⁵² Eu	1.5 E+01	1.5 E+01	1.5 E+01	1.5 E+01	1.5 E+01	1.5 E+01
¹⁵⁴ Eu	1.4 E+01	1.4 E+01	1.4 E+01	1.4 E+01	1.4 E+01	1.4 E+01
¹⁵⁵ Eu	6.3 E+02	6.3 E+02	6.3 E+02	6.3 E+02	6.3 E+02	6.3 E+02
²²⁶ Ra*	1.0 E+01	1.0 E+01	1.0 E+01	1.0 E+01	1.0 E+01	1.0 E+01
²²⁷ Ac*	1.0 E+01	1.0 E+01	1.0 E+01	1.0 E+01	1.0 E+01	1.0 E+01
²³² Th*	5.9 E+00	5.9 E+00	5.9 E+00	5.9 E+00	5.9 E+00	5.9 E+00
²³² U*	1.0 E+01	1.0 E+01	1.0 E+01	1.0 E+01	1.0 E+01	1.0 E+01
²³³ U	6.3 E+02	6.3 E+02	6.3 E+02	6.3 E+02	6.3 E+02	6.3 E+02
²³⁴ U	6.3 E+02	6.3 E+02	6.3 E+02	6.3 E+02	6.3 E+02	6.3 E+02
²³⁵ U*	1.7 E+02	1.7 E+02	1.7 E+02	1.7 E+02	1.7 E+02	1.7 E+02
²³⁶ U	6.7 E+02	6.7 E+02	6.7 E+02	6.7 E+02	6.7 E+02	6.7 E+02
²³⁸ U*	3.7 E+02	3.7 E+02	3.7 E+02	3.7 E+02	3.7 E+02	3.7 E+02
²³⁷ Np*	4.8 E+01	4.8 E+01	4.8 E+01	4.8 E+01	4.8 E+01	4.8 E+01
²³⁸ Pu	2.1 E+02	2.1 E+02	2.1 E+02	2.1 E+02	2.1 E+02	2.1 E+02
²³⁹ Pu	1.9 E+02	1.9 E+02	1.9 E+02	1.9 E+02	1.9 E+02	1.9 E+02
²⁴⁰ Pu	1.9 E+02	1.9 E+02	1.9 E+02	1.9 E+02	1.9 E+02	1.9 E+02
²⁴¹ Pu	1.0 E+04	1.0 E+04	1.0 E+04	1.0 E+04	1.0 E+04	1.0 E+04
²⁴¹ Am	1.8 E+02	1.8 E+02	1.8 E+02	1.8 E+02	1.8 E+02	1.8 E+02

Note: Asterisks mark nuclides with progeny that are assumed to be present in equilibrium amounts. However, ²³⁴U was not included in the ²³⁸U limits. For supporting references see WHC-SD-EN-TI-070, *Soil Concentration Limits for Accessible and Inaccessible Areas* (Rittman 1992).

11.0 DATA SUMMARY METHODS

Measuring any physical quantity has some degree of inherent uncertainty. This uncertainty results from the combination of all possible inaccuracies in the measurements process, including such factors as the reading of the result, the calibration of the measuring device, and numerical rounding errors.

In this report, individual radioactive measurements are accompanied by a plus or minus (\pm) value, which represents the total propagated analytical uncertainty (or two-sigma counting error). The two-sigma counting error gives information on what the measurement might be if the same sample were counted again under identical conditions. The two-sigma counting error implies that approximately 95% of the time, a recount of the same sample would give a value within plus or minus the two-sigma counting error at the value reported.

Values in the tables that are less than the minimum detectable activity indicate that the reported result might have come from a sample with no radioactivity. Such values are considered below the detection limits of the measuring instrument. Also note that each radioactive measurement must have the random background radioactivity of the measuring instrument subtracted; therefore, negative results are possible, especially when the sample has very little radioactivity.

Reported averages also are accompanied by a plus or minus (\pm) value, which represents two standard deviations from the mean. If the data fluctuate randomly, this is a measure of the uncertainty in the estimated average of the data because of this randomness.

Where averages of averages are reported, the plus or minus (\pm) value represents two standard errors of the mean.

The mean, \bar{X} , is computed as:

$$\bar{X} = \frac{1}{n} \sum_{i=1}^n X_i$$

where X_i is the i^{th} measurement and n is the number of measurements.

The standard error of the mean was computed as:

$$SE = \sqrt{\frac{S^2}{n}}$$

where S^2 , the variance of the n measurements, was computed as:

$$S_M^2 = \frac{1}{n-1} \sum_{i=1}^n (X_i - \bar{X})^2$$

This estimator, S^2 , includes the variance among the samples and the counting variance. The estimated S^2 occasionally may be less than the average counting variance.

12.0 REFERENCES

10 CFR 835. “Occupational Radiation Protection.” *Code of Federal Regulations*, U.S. Department of Energy.

40 CFR 61, Subpart H, “National Emission Standards for Emissions of Radionuclides Other Than Radon from Department of Energy Facilities.” *Code of Federal Regulations*, U.S. Environmental Protection Agency.

40 CFR 61, Subpart I, “National Emission Standards for Radionuclide Emissions from Federal Facilities Other Than Nuclear Regulatory Commission Licensees and Not Covered by Subpart H.” *Code of Federal Regulations*, U.S. Environmental Protection Agency.

40 CFR 61, Appendix E, Table 2, “Compliance Procedures Methods for Determining Compliance with Subpart I; Concentration Levels for Environmental Compliance.” *Code of Federal Regulations*, U.S. Environmental Protection Agency.

40 CFR 264, “Standards for Owners and Operators of Hazardous Waste Treatment, Storage, and Disposal Facilities.” *Code of Federal Regulations*, U.S. Environmental Protection Agency.

Comprehensive Environmental Response, Compensation, and Liability Act of 1980. 1980. Public Law 96-510, as amended, 42 USC 9601 et seq.

DOE. 2007a. *Environmental Protection Program*. DOE Order 450.1, Admin Chg 1, U.S. Department of Energy, Washington, D.C.

DOE. 2007b. *Environment, Safety, and Health Reporting Manual*. DOE Manual 231.1-1A, Chg 2, U.S. Department of Energy, June 12, 2007.

DOE. 2001. *Radioactive Waste Management*. DOE Order 435.1, Chg 1, U.S. Department of Energy, Washington, D.C.

DOE. 1993. *Radiation Protection of the Public and the Environment*. DOE Order 5400.5, Chg 2, U.S. Department of Energy, Washington, D.C.

FH. 2007. *PHMC Radiological Control Manual*. HNF-5173, Rev. 5, Fluor Hanford, Inc., Richland, Washington.

FSWO. 2007. *Central Plateau Terrestrial Ecological Sampling Report—Phase III*. FSWO-RPT-091, Rev. 0, EnergySolutions Federal Services, Inc., Western Operations, Richland, Washington.

FSWO. 2008. *Operational Environmental Monitoring*. FSWO-OEM-001, EnergySolutions Federal Services, Inc., Western Operations, Richland, Washington.

McKinney SM. 2006. *Near-Facility Environmental Monitoring Quality Assurance Project Plan*. HNF-EP-0538-10, Rev. 10, Fluor Hanford, Inc., Richland, Washington.

PNNL. 2008a. *Hanford Site Environmental Report for Calendar Year 2007*. PNNL-17603, Pacific Northwest National Laboratory, Richland, Washington.

PNNL. 2008b. *Hanford Site Environmental Report for Calendar Year 2007*. PNNL-17603, APP. 1, Pacific Northwest National Laboratory, Richland, Washington.

Resource Conservation and Recovery Act of 1976. 1976. Public Law 94-580, as amended, 90 Stat. 2795, 42 USC 6901 et seq.

Rittman PD. 1992. *Soil Concentration Limits for Accessible and Inaccessible Areas*. WHC-SD-EN-TI-070, Rev. 0, Westinghouse Hanford Company, Richland, Washington.

WAC 173-303-017. “Dangerous Waste Regulations; Recycling Processes Involving Solid Wastes.” *Washington Administrative Code*, Olympia, Washington.

WAC 173-303-040. “Dangerous Waste Regulations; Definitions.” *Washington Administrative Code*, Olympia, Washington.

WAC 173-401-710. “Operating Permit Regulations.” *Washington Administrative Code*, Olympia, Washington.

WAC 246-247. “Radiation Protection—Air Emissions.” *Washington Administrative Code*, Olympia, Washington.

DISTRIBUTION**No. of
Copies****No. of
Copies****OFFSITE**

P Kurt R. Campbell
U.S. Fish and Wildlife Service
Moses Lake Field Office
Moses Lake, WA 98837

P Stuart Harris
Confederated Tribes of the Umatilla
Indian Reservation
P.O. Box 638
Pendleton, OR 97801

P Greg Hughes
McNary National Wildlife Refuge
64 Maple Drive
Burbank, WA 99323

P R. Jim
Yakama Indian Nation
Environmental Restoration/Waste
Management Program
P.O. Box 151
Toppenish, WA 98948

P J. E. McDonald
Energy Northwest
P.O. Box 968
MD 1020
Richland, WA 99352

P A. Palmer
U.S. Ecology, Inc.
P.O. Box 638
Richland, WA 99352

5CD Washington State Department of Health
Office of Radiation Protection
Radioactive Air Emissions Program
309 Bradley Boulevard, Suite 201
Richland, WA 99352
ATTN: R. S. Acselrod
J. C. Berkey
P. J. Martell, Manager
M. Priddy
J. W. Schmidt

CD Washington State Department of Health
Office of Radiation Protection
Radioactive Air Emissions Program
P.O. Box 47827
Olympia, WA 98504-7827
ATTN: Kelee Attebery

4CD Washington State Department of Health
Office of Radiation Protection
Environmental Monitoring and
Assessment
P.O. Box 47825
Olympia, WA 98504-7825
ATTN: L. Albin
A. W. Conklin
J. L. Erickson
D. McBaugh

2P U.S. Environmental Protection Agency,
Region 10
1200 Sixth Avenue
Seattle, WA 98101
ATTN: J. M. Leitch
R. W. Poeton

OAQ-107
OAQ-107

**No. of
Copies**

2P Walla Walla College Library
 Technical Services
 104 S. College Avenue
 College Place, WA 99324-1159
 ATTN: Mark Copsey
 June Waggoner

ONSITE

E. J. Antonio (CD)	K3-54
J. G. April (CD)	K6-66
L. E. Borneman (CD)	T6-03
O. L. Bostic (CD)	H4-20
E. M. Bowers (P/CD)	A2-15
M. W. Bowman (CD)	S5-31
H. C. Boynton (P)	T4-52
R. C. Brunke (CD)	E6-44
M. E. Burandt (CD)	H6-60
S. T. Burnum (CD)	A3-04
D. H. Chapin (CD)	A5-11
B. L. Curn (CD)	H4-20
E. B. Dagan (CD)	A3-04
A. K. Dasgupta (CD)	S3-28
R. L. Dirkes (P)	K6-75
J. N. Diven (CD)	G3-28
B. J. Dixon (CD)	R3-32
J. W. Donnelly (P)	H4-22
J. J. Dorian (P/CD)	G1-62
M. C. Dorsey (P)	G1-62
J. P. Duncan (CD)	K6-85
J. N. Earley (CD)	H8-13
M. E. Eby (CD)	R3-32
R. E. Elder (CD)	X3-68
R. H. Engelmann (CD)	H8-12
B. G. Erlandson (CD)	H4-20
J. D. Fancher (P)	L6-06
T. W. Ferns (P/CD)	A5-15
L. D. Forsyth (P/CD)	G1-62
J. R. Franco (CD)	A3-04
B. G. Fritz (CD)	K6-75
W. M. Glines (CD)	A5-17
J. W. Golden (CD)	X4-08
L. M. Hay (P)	G1-62

**No. of
Copies**

W. M. Hayward (P)	N3-10
R. D. Hildebrand (CD)	A6-38
J. S. Hill (CD)	H4-20
N. A. Homan (CD)	H8-13
D. G. Horton (CD)	B6-06
D. E. Jackson (CD)	A4-52
M. F. Jarvis (CD)	A5-15
A. R. Johnson (5P)	R3-12
W. F. Johnson (CD)	H4-22
R. D. Julian (P)	R3-19
C. J. Kemp (CD)	H6-60
R. J. Landon (CD)	H4-21
J. J. Luke (CD)	H6-03
S. P. Luttrell (CD)	B6-06
S. M. McKinney (P)	G1-62
D. J. Moak (CD)	G1-62
J. L. Nuzum (CD)	H8-12
R. W. Oldham (P)	E6-35
W. L. Osborne (P)	S2-42
B. M. Pangborn (CD)	A5-17
J. E. Parsons (CD)	A5-17
G. W. Patton (CD)	K6-75
M. G. Peloquin (CD)	T2-03
C. J. Perkins (10P/10CD)	G1-62
J. K. Perry (CD)	R3-32
K. A. Peterson (P/CD)	H8-13
D. J. Phipps (P)	S2-42
T. M. Poston (CD)	K6-75
R. A. Pressentin (CD)	A3-04
J. R. Prilucik (CD)	T6-02
M. L. Proctor (CD)	L1-07
K. Rhoads (CD)	K3-54
L. W. Roberts (CD)	T3-11
D. J. Rokkan (P/CD)	H8-13
R. C. Roos (CD)	R3-12
W. E. Ross (CD)	S7-83
R. W. Russell (CD)	H6-60
D. G. Saueressig (CD)	X5-50
J. O. Skolrud (CD)	H8-12
H. T. Tilden (CD)	K3-75
D. C. Ward (CD)	A5-15
D. J. Watson (CD)	X3-79
S. R. Weil (CD)	A5-15

**No. of
Copies**

D. J. Wilcox (CD)
J. W. Wilde (P)
J. G. Woolard (P)
D. M. Yasek (CD)
M. T. York (CD)

A4-52
G1-62
H4-21
L1-07
N2-02

**No. of
Copies**

DOE Public Reading	
Room (4P)	H2-53
Hanford Site Administrative	
Record (P)	H6-08
Hanford Technical Library (2P)	P8-55
LMSI Central Files (P)	B1-07